

Annual Financial Report

Including Annual Report
of Non-financial Data



2016

**Texas Parks and Wildlife
Department**



Life's better outside.®

For accessibility assistance with this document, contact TPWD by email at accessibility@tpwd.texas.gov, on a Text Telephone (TTY) at (512) 389-8915, or by Relay Texas at 7-1-1 or (800) 735-2989.



Life's better outside.®

November 18, 2016

Commissioners

T. Dan Friedkin
Chairman
Houston

Ralph H. Duggins
Vice-Chairman
Fort Worth

Anna B. Galo
Laredo

Bill Jones
Austin

Jeanne W. Latimer
San Antonio

James H. Lee
Houston

S. Reed Morian
Houston

Dick Scott
Wimberley

Kelcy L. Warren
Dallas

Lee M. Bass
Chairman-Emeritus
Fort Worth

Carter P. Smith
Executive Director

The Honorable Greg Abbott
P.O. Box 12428
Austin, TX 78711

The Honorable Glenn Hegar
Comptroller of Public Accounts
P.O. Box 13528
Austin, TX 78711

Ms. Lisa Collier, CPA
State Auditor's Office
P.O. Box 12067
Austin, TX 78711-2067

Ms. Ursula Parks, Director
Legislative Budget Board
P.O. Box 12666
Austin, TX 78711-2666

Dear Governor Abbott, Comptroller Hegar, Ms. Collier and Ms. Parks:

We are pleased to submit the annual financial report of the Texas Parks and Wildlife Department for the year ended August 31, 2016, in compliance with Texas Government Code Annotated, Section 2101.011, and in accordance with the requirements established by the Comptroller of Public Accounts.

Due to the statewide requirements embedded in Governmental Accounting Standards Board (GASB) Statement No. 34, *Basic Financial Statements – and Management's Discussion and Analysis – for State and Local Governments*, the Comptroller of Public Accounts does not require the accompanying annual financial report to comply with all the requirements in this statement. The financial report will be considered for audit by the state auditor as part of the audit of the State of Texas *Comprehensive Annual Financial Report (CAFR)*; therefore, an opinion has not been expressed on the financial statements and related information contained in this report.

If you have any questions, please contact Ms. Sylvette L. Ford, at (512) 389-4719. Mr. Brock Talley may be contacted at (512) 389-8679 for questions related to the Schedule of Expenditures of Federal Awards.

Sincerely,

Michael J. Jensen
Chief Financial Officer

Texas Parks and Wildlife Commissioners



The Honorable T. Dan Friedkin, Chairman

T. Dan Friedkin was appointed to the Commission by Governor Rick Perry on May 9, 2005 and was reappointed by Governor Perry to another six-year term in 2011. He served as Chairman from September 1, 2011 through December 31, 2013 and was reappointed Chairman by Governor Greg Abbott on July 29, 2015. Friedkin is Chairman and Chief Executive Officer of Friedkin Group, with responsibility for companies and investments principally in the automotive industry. These include Gulf States Toyota, the world's fourth largest privately held Toyota distributorship. Friedkin is an avid outdoorsman who is active in wildlife conservation initiatives in the U.S. and abroad. He is a trustee of the Wildlife Conservation Society, a trustee of the Kinkaid School, member of the Young President's Organization, Chairman of the Air Force Heritage Flight Foundation and serves on the advisory Board of The Caesar Kleberg Wildlife Research Institute at Texas A&M University-Kingsville. A graduate of Georgetown University, he received a Masters Degree from Rice University.



The Honorable Ralph H. Duggins, Vice-Chairman

Ralph H. Duggins was appointed to the Commission by Governor Rick Perry on February 21, 2008 and was reappointed by the Governor for another six-year term in 2013. He has served as Vice-Chairman since November 3, 2011. Ralph Duggins is a native of Jefferson City, Missouri. He is a partner with the Fort Worth and Dallas law firm, Cantey Hanger LLP, where he specializes in civil and commercial litigation. He is a graduate of Southern Methodist University and of the University of Missouri Law School. Duggins is a Director of the Southwestern Exposition and Livestock Show and a board member of The Peregrine Fund. He is a former Director of Lena Pope Home and JP Morgan Chase Bank Tarrant County. He previously served as Chair of the Board of Cook Childrens Healthcare System. Duggins is an avid fly fisherman and hunter.



Texas Parks and Wildlife Commissioners



The Honorable Lee Marshall Bass, Chairman-Emeritus

Lee Marshall Bass was appointed to the Commission by Governor William P. Clements, Jr. on February 20, 1989 to a six-year term. On February 24, 1995, he was named Chairman and reappointed for another six-year term by Governor George W. Bush. On August 29, 2001, he was named Chairman-Emeritus by Governor Rick Perry; graduate of Yale University and the Wharton School of the University of Pennsylvania. He serves on the boards of the Sid W. Richardson Foundation, The Peregrine Fund, the International Rhino Foundation and Vanderbilt University.



The Honorable Dick Scott

Dick Scott was appointed to the Commission by Governor Rick Perry on February 1, 2011 to a six-year term which will expire on February 1, 2017. He is co-owner of Trans-Global Solutions Inc., a railroad transportation company. He is a member of Delta Sigma Pi and the Boys and Girls Country Executive Committee. He is also a volunteer contributor for the Hays County FFA and 4H clubs and a Lifetime member of the Houston Livestock Show and Rodeo and serves on their International Committee. He previously served on the Lower Colorado River Authority Board from 2009 through 2010. Scott received a bachelor's degree from Lamar University.

Texas Parks and Wildlife Commissioners



The Honorable Anna B. Galo

Anna B. Galo was appointed to the Commission by Governor Greg Abbott on November 17, 2015 to a term which will expire February 1, 2019. Currently, Mrs. Galo is very active in her family's business, serving as co-trustee of the family mineral trust as well as Vice-President and Co-Operations Manager of several companies dealing with oil and gas holdings, commercial real estate, and ranching and hunting industries. Mrs. Galo has a longstanding history of dedication to both civic and charitable organizations. Anna served on the City of Laredo Historic Landmark Board committed to the preservation of the historic area. Anna is also a loyal advocate to fighting hunger in South Texas and is a member and immediate past president of the Board of Directors of the South Texas Food Bank. She is also immediate past president and currently serves on the Board of Directors at United Day School. She was recognized by Las Damas de la Cultura de Oro with La Dama Award and honored by LEAD Laredo into their Laredo Hall of Fame. In 2011, she and her husband John were granted the Blue Spirit of Excellence Award by the Laredo Police Officers Association. Anna was awarded Tejano Achiever by Lulac Council No. 12. and inducted into the Jr. Achievement of Laredo Business Hall of Fame. Mrs. Galo is a former board member of the Border Cultural Promotion Foundation, the Laredo Center for the Arts, the Webb County Children's Advocacy Center and a former board member and local chair of AVANCE. She is founding member and first treasurer of The Laredo Community College Education Foundation. Mrs. Galo graduated from St. Mary's University with a BA in English, and is a former educator.



The Honorable Kelcy L. Warren

Kelcy L. Warren was appointed to the Commission by Governor Greg Abbott on November 18, 2015 to a six-year term which will expire on February 1, 2021. Mr. Warren is Chairman and CEO of Energy Transfer Partners. He has received numerous awards for his outstanding career achievements and contributions toward the advancement of the midstream industry. He is also active in organizations outside the energy business—he serves on the board of directors of The Klyde Warren Park, The Lamplighter School, and The University of Texas at Arlington. He also supports a number of children's charities around the country through Cherokee Crossroads, Inc. Mr. Warren received a Bachelor of Science from The University of Texas at Arlington.



Texas Parks and Wildlife Commissioners



The Honorable Bill Jones

Bill Jones was appointed to the Commission by Governor Rick Perry on September 1, 2011, to a six-year term which will expire on February 1, 2017. Bill Jones is owner of The Jones Firm and co-owner of AFCI Texas, LLC. He previously served as General Counsel for Governor Rick Perry and is active in Texas A&M University serving on the Corps of Cadets Development Council Advisory Panel and is a former member of the TAMU Board of Regents. He is past president of Texas Young Lawyers Association and a former member of the State Bar of Texas Board of Directors Executive Committee. He was selected as Baylor Young Lawyer of the Year in 1997 and Texas Super Lawyer in 2005, 2006, and 2007. Jones has served on numerous boards and is a current member of Memorial Hermann Continuing Care, Memorial Hermann Public Policy Advisory Group, and Executive Board Member of Austin Chamber of Commerce. He received his bachelor's degree from Texas A&M University and his law degree from Baylor University Law School.



The Honorable Jeanne W. Latimer

Jeanne W. Latimer was appointed to the Commission by Governor Greg Abbott on November 17, 2015 to a six-year term which will expire on February 1, 2021. Mrs. Latimer served as a Trustee for her family's ranching, oil and gas interests, which included managing the Turkey Track Ranch in Hutchinson County, TX. She currently serves as an officer and director of several family companies. She served on the Vanderbilt University Alumnae Board and was her 10th year class reunion chairman. She also served on the Board of the Amarillo Museum of Art (Amarillo Art Center). In addition, she has served as St. Luke's Episcopal School (San Antonio, TX) Gala Fundraiser Chairman and on the Parent Council; Saint Mary's Hall (San Antonio, TX) 1998 Gala Fundraiser Chairman and as volunteer for numerous events and fundraisers for the JDRF (Juvenile Diabetes Research Foundation), helping to raise funding for Type 1 diabetes research. Mrs. Latimer earned her Bachelor of Science in Nursing from Vanderbilt University.



Texas Parks and Wildlife Commissioners



The Honorable James H. Lee

James H. Lee was appointed to the Commission by Governor Rick Perry on May 6, 2013 to a six-year term which will expire on February 1, 2019. Jim Lee is president of Ascendant Advisors Group, LLC, one of the oldest investment management firms in Texas, and JHL Capital Holdings, LLC, a private investment group. He is a development board member of UT Health in Houston, a trustee of the Houston Symphony Endowment, past chairman of the Teacher Retirement System of Texas and a past trustee of the Texas Growth Fund. He recently served as a member of the Texas Higher Education Coordinating Board and is a past member of The Finance Commission of Texas, 2011 Texas Inaugural Committee, and Texas Advisory Council on the Digital Economy. He served as a member of the board of Texas Parks & Wildlife Foundation. He was named an Ernst & Young Entrepreneur of the Year in 2001 and is chairman emeritus of the Maverick PAC. Lee earned a Bachelor of Business Administration and MBA from the University of Texas at Austin and an executive program certification from the Center for Hedge Fund Research and Education at the London Business School. Lee has two young boys and is an avid wing shooter.



The Honorable S. Reed Morian

S. Reed Morian was appointed to the Commission by Governor Greg Abbott on November 18, 2015, to a six-year term which will expire on February 1, 2021. Morian serves as Chairman/CEO of DX Service Company, Inc. in Houston. He is very active in the Houston community, serving on the Board of the Houston Livestock Show and Rodeo and past Chairman of the Houston Parks Board and the Houston Museum of Natural Science. He received his Bachelor's degree from the University of Oklahoma.

C
O
N
T
E
N
T
S

Letter of Transmittal

Government-wide Financial Statements:

	<u>Page</u>
I Combined Balance Sheet/Statement of Net Position - Governmental Funds.....	1
II Combined Statement of Revenues, Expenditures, and Changes in Fund Balances/Statement of Activities - Governmental Funds.....	3
VI Combined Statement of Fiduciary Net Position.....	5

Fund Financial Statements:

A-1 Combining Balance Sheet - All General and Consolidated Funds.....	6
A-2 Combining Statement of Revenues, Expenditures, and Changes in Fund Balances - All General and Consolidated Funds.....	8
C-1 Combining Balance Sheet - Debt Service Funds.....	10
C-2 Combining Statement of Revenues, Expenditures, and Changes in Fund Balances - Debt Service Funds.....	11
D-1 Combining Balance Sheet - Capital Projects Funds.....	12
D-2 Combining Statement of Revenues, Expenditures, and Changes in Fund Balances - Capital Projects Funds.....	14
E-1 Combining Balance Sheet - Permanent Funds.....	16
E-2 Combining Statement of Revenues, Expenditures, and Changes in Fund Balances - Permanent Funds.....	17
J-1 Combining Statement of Changes in Assets and Liabilities - Agency Funds.....	18

Notes to the Financial Statements

1 Summary of Significant Accounting Policies.....	21
2 Capital Assets.....	29
3 Deposits, Investments, and Repurchase Agreements.....	31
4 Short-Term Debt - Not Applicable.....	31
5 Long-Term Liabilities.....	32
6 Bonded Indebtedness - Not Applicable.....	33
7 Derivative Instruments - Not Applicable.....	33
8 Leases.....	33
9 Pension Plans and Optional Retirement Program - Not Applicable.....	34
10 Deferred Compensation - Not Applicable.....	34
11 Postemployment Health Care and Life Insurance Benefits - Not Applicable.....	34
12 Interfund Activity and Transactions.....	35
13 Continuance Subject to Review.....	40
14 Adjustments to Fund Balance and Net Position.....	40
15 Contingencies and Commitments.....	41
16 Subsequent Events - Not Applicable.....	44
17 Risk Management.....	44
18 Management's Discussion and Analysis - Not Applicable.....	44
19 The Financial Reporting Entity.....	45
20 Stewardship, Compliance and Accountability - Not Applicable.....	46
21 Not Applicable to the AFR.....	46
22 Donor Restricted Endowments.....	47
23 Extraordinary and Special Items - Not Applicable.....	48
24 Disaggregation of Receivable and Payable Balances - Not Applicable.....	48
25 Termination Benefits - Not Applicable.....	48
26 Segment Information - Not Applicable.....	48
27 Service Concession Arrangements - Not Applicable.....	48
28 Deferred Outflows of Resources and Deferred Inflows of Resources - Not Applicable.....	48
29 Troubled Debt Restructuring - Not Applicable.....	48
30 Non-Exchange Financial Guarantees - Not Applicable.....	48

Supplementary Schedules

1A Schedule of Expenditures of Federal Awards.....	49
1B State Grant Pass-Throughs From/To State Agencies/Universities.....	58

Letter of Transmittal

Annual Report of Nonfinancial Data:

Schedule of Professional / Consulting Fees and Legal Service Fees.....	62
Schedule of Aircraft Operation.....	66
Appropriation Item Transfer Schedule.....	67
Schedule of Itemized Purchase.....	69
Schedule of State-Owned or Leased Vehicles Used by State Employees.....	70
Schedule of Vehicles Purchased.....	72
Schedule of Space Occupied.....	77
HUB Strategic Plan Progress Report.....	91

Master File Report Verification Form

A scenic landscape featuring a river flowing through a rocky, forested area under a cloudy sky. The text "Government-wide Financial Statements" is overlaid in white.

Government-wide Financial Statements

Executive Office



Mission: To manage and conserve the natural and cultural resources of Texas and to provide hunting, fishing and outdoor recreation opportunities for the use and enjoyment of present and future generations.

Administrative Resources



*Boat registration • Fishing and hunting licenses • Revenue • Accounts payable
BIS • Payroll • LAR • Estimating • Property • Performance measure
Business planning • Strategic plan • Purchasing • Operating budget*

Texas Parks and Wildlife Department (802)
EXHIBIT I - COMBINED BALANCE SHEET/STATEMENT OF NET POSITION - Governmental Funds
 August 31, 2016

	GOVERNMENTAL FUND TYPES				GOVERNMENTAL FUNDS 2016
	GENERAL (EXHIBIT A-1)	DEBT SERVICE (EXHIBIT C-1)	CAPITAL PROJECTS (EXHIBIT D-1)	PERMANENT (EXHIBIT E-1)	
ASSETS					
Current Assets:					
Cash and Cash Equivalents (Note 3)					
Cash on Hand	\$ 196,484.87	\$ -	\$ -	\$ -	\$ 196,484.87
Cash in Bank	787,324.91	-	-	-	787,324.91
Cash in State Treasury	196,351,557.93	19.20	-	624,009.79	196,975,586.92
Legislative Appropriations	9,860,313.13	-	-	-	9,860,313.13
Receivables from:					
Federal	12,592,312.39	-	-	-	12,592,312.39
Interest and Dividends	69,558.89	3.87	-	436.58	69,999.34
Accounts Receivables, Net	12,059,835.08	-	-	-	12,059,835.08
Interfund Receivable (Note 12)	4,241,761.05	-	-	-	4,241,761.05
Due From Other Funds	259,942.72	-	-	-	259,942.72
Due From Other Agencies	3,078,571.82	-	196,212.57	-	3,274,784.39
Consumable Inventories	1,937,851.53	-	-	-	1,937,851.53
Merchandise Inventories	1,214,632.90	-	-	-	1,214,632.90
Total Current Assets	242,650,147.22	23.07	196,212.57	624,446.37	243,470,829.23
Non-Current Assets:					
Capital Assets (Note 2):					
Non-Depreciable/Non-Amortizable					
Infrastructure, Net	-	-	-	-	-
Construction in Progress	-	-	-	-	-
Other Capital Assets, Net	-	-	-	-	-
Land and Land Improvements	-	-	-	-	-
Land Use Rights-Permanent	-	-	-	-	-
Depreciable/Amortizable					
Vehicles, Boats, and Aircraft, Net	-	-	-	-	-
Less: Accumulated Depreciation	-	-	-	-	-
Furniture and Equipment, Net	-	-	-	-	-
Less: Accumulated Depreciation	-	-	-	-	-
Building and Building Improvements, Net	-	-	-	-	-
Less: Accumulated Depreciation	-	-	-	-	-
Infrastructure, Net	-	-	-	-	-
Less: Accumulated Depreciation	-	-	-	-	-
Facilities and Other Improvements, Net	-	-	-	-	-
Less: Accumulated Depreciation	-	-	-	-	-
Other Capital Assets, Net	-	-	-	-	-
Less: Accumulated Depreciation	-	-	-	-	-
Computer Software-Intangible, Net	-	-	-	-	-
Less: Accumulated Amortization	-	-	-	-	-
Total Non-Current Assets	-	-	-	-	-
TOTAL ASSETS	\$ 242,650,147.22	\$ 23.07	\$ 196,212.57	\$ 624,446.37	\$ 243,470,829.23
DEFERRED OUTFLOWS OF RESOURCES					
Deferred Outflows of Resources (Note 28)	-	-	-	-	-
TOTAL DEFERRED OUTFLOWS OF RESOURCES	\$ -	\$ -	\$ -	\$ -	\$ -
LIABILITIES, DEFERRED INFLOWS OF RESOURCES AND FUND BALANCES					
Current Liabilities:					
Payables from:					
Accounts	\$ 10,728,384.24	\$ -	\$ 671,643.57	\$ -	\$ 11,400,027.81
Payroll	19,577,701.34	-	-	-	19,577,701.34
Interfund Payable (Note 12)	4,129,854.18	-	111,906.87	-	4,241,761.05
Due To Other Funds	259,934.27	-	-	-	259,934.27
Due To Other Agencies	9,060,148.14	-	-	-	9,060,148.14
Unearned Revenues	3,646,383.79	-	-	-	3,646,383.79
Employees' Compensable Leave (Note 5)	-	-	-	-	-
Pollution Remediation Obligations (Note 5)	-	-	-	-	-
Total Current Liabilities	47,402,405.96	-	783,550.44	-	48,185,956.40
Non-Current Liabilities:					
Employees' Compensable Leave (Note 5)	-	-	-	-	-
Total Non-Current Liabilities	-	-	-	-	-
TOTAL LIABILITIES	47,402,405.96	-	783,550.44	-	48,185,956.40
DEFERRED INFLOWS OF RESOURCES					
Deferred Inflows of Resources (Note 28)	-	-	-	-	-
TOTAL DEFERRED INFLOWS OF RESOURCES	-	-	-	-	-
FUND FINANCIAL STATEMENT					
Fund Balances (Deficits):					
Nonspendable	3,152,484.43	-	-	-	3,152,484.43
Restricted	69,668,035.41	23.07	(1,174,675.74)	624,446.37	69,117,829.11
Committed	114,929,827.80	-	-	-	114,929,827.80
Unassigned	7,497,393.62	-	587,337.87	-	8,084,731.49
Total Fund Balances *	195,247,741.26	23.07	(587,337.87)	624,446.37	195,284,872.83
TOTAL LIABILITIES, DEFERRED INFLOWS OF RESOURCES AND FUND BALANCES	\$ 242,650,147.22	\$ 23.07	\$ 196,212.57	\$ 624,446.37	\$ 243,470,829.23
GOVERNMENT-WIDE STATEMENT OF NET POSITION					
Net Position					
Net Investment in Capital Assets					
Unrestricted					
TOTAL NET POSITION					

* Column totals should agree to Exhibit II column totals
 The accompanying notes to the financial statements are an integral part of this statement

Texas Parks and Wildlife Department (802)
EXHIBIT I - COMBINED BALANCE SHEET/STATEMENT OF NET POSITION - Governmental Funds
 August 31, 2016

	CAPITAL ASSETS ADJUSTMENTS	LONG-TERM LIABILITIES ADJUSTMENTS	OTHER ADJUSTMENTS	STATEMENT OF NET POSITION
ASSETS				
Current Assets:				
Cash and Cash Equivalents (Note 3)				
Cash on Hand	\$ -	\$ -	\$ -	\$ 196,484.87
Cash in Bank	-	-	-	787,324.91
Cash in State Treasury	-	-	-	196,975,586.92
Legislative Appropriations	-	-	-	9,860,313.13
Receivables from:				
Federal	-	-	-	12,592,312.39
Interest and Dividends	-	-	-	69,999.34
Accounts Receivables, Net	-	-	-	12,059,835.08
Interfund Receivable (Note 12)	-	-	-	4,241,761.05
Due From Other Funds	-	-	-	259,942.72
Due From Other Agencies	-	-	-	3,274,784.39
Consumable Inventories	-	-	-	1,937,851.53
Merchandise Inventories	-	-	-	1,214,632.90
Total Current Assets	-	-	-	243,470,829.23
Non-Current Assets:				
Capital Assets (Note 2):				
Non-Depreciable/Non-Amortizable				
Infrastructure, Net	265,393.82	-	-	265,393.82
Construction in Progress	87,207,569.16	-	-	87,207,569.16
Other Capital Assets, Net	42,678,731.08	-	-	42,678,731.08
Land and Land Improvements	314,115,823.25	-	-	314,115,823.25
Land Use Rights-Permanent	1,865,409.25	-	-	1,865,409.25
Depreciable/Amortizable				
Vehicles, Boats, and Aircraft, Net	95,479,003.62	-	-	95,479,003.62
Less: Accumulated Depreciation	(64,451,489.53)	-	-	(64,451,489.53)
Furniture and Equipment, Net	44,109,832.14	-	-	44,109,832.14
Less: Accumulated Depreciation	(30,731,323.33)	-	-	(30,731,323.33)
Building and Building Improvements, Net	170,506,229.02	-	-	170,506,229.02
Less: Accumulated Depreciation	(81,503,422.16)	-	-	(81,503,422.16)
Infrastructure, Net	89,593,700.42	-	-	89,593,700.42
Less: Accumulated Depreciation	(55,928,105.44)	-	-	(55,928,105.44)
Facilities and Other Improvements, Net	69,152,657.07	-	-	69,152,657.07
Less: Accumulated Depreciation	(46,241,602.02)	-	-	(46,241,602.02)
Other Capital Assets, Net	6,256,633.91	-	-	6,256,633.91
Less: Accumulated Depreciation	(4,142,594.10)	-	-	(4,142,594.10)
Computer Software-Intangible, Net	4,630,797.37	-	-	4,630,797.37
Less: Accumulated Amortization	(4,630,797.37)	-	-	(4,630,797.37)
Total Non-Current Assets	638,232,446.16	-	-	638,232,446.16
TOTAL ASSETS	\$ 638,232,446.16	\$ -	\$ -	\$ 881,703,275.39
DEFERRED OUTFLOWS OF RESOURCES				
Deferred Outflows of Resources (Note 28)	-	-	-	-
TOTAL DEFERRED OUTFLOWS OF RESOURCES	\$ -	\$ -	\$ -	\$ -
LIABILITIES, DEFERRED INFLOWS OF RESOURCES AND FUND BALANCES				
Current Liabilities:				
Payables from:				
Accounts	\$ -	\$ -	\$ -	\$ 11,400,027.81
Payroll	-	-	-	19,577,701.34
Interfund Payable (Note 12)	-	-	-	4,241,761.05
Due To Other Funds	-	-	-	259,934.27
Due To Other Agencies	-	-	-	9,060,148.14
Unearned Revenues	-	-	-	3,646,383.79
Employees' Compensable Leave (Note 5)	-	13,854,036.40	-	13,854,036.40
Pollution Remediation Obligations (Note 5)	-	226,525.69	-	226,525.69
Total Current Liabilities	-	14,080,562.09	-	62,266,518.49
Non-Current Liabilities:				
Employees' Compensable Leave (Note 5)	-	4,435,735.75	-	4,435,735.75
Total Non-Current Liabilities	-	4,435,735.75	-	4,435,735.75
TOTAL LIABILITIES	-	18,516,297.84	-	66,702,254.24
DEFERRED INFLOWS OF RESOURCES				
Deferred Inflows of Resources (Note 28)	-	-	-	-
TOTAL DEFERRED INFLOWS OF RESOURCES	-	-	-	-
FUND FINANCIAL STATEMENT				
Fund Balances (Deficits):				
Nonspendable				3,152,484.43
Restricted				69,117,829.11
Committed				114,929,827.80
Unassigned				8,084,731.49
Total Fund Balances				195,284,872.83
TOTAL LIABILITIES, DEFERRED INFLOWS OF RESOURCES AND FUND BALANCES				195,284,872.83
GOVERNMENT-WIDE STATEMENT OF NET POSITION				
Net Position				
Net Investment in Capital Assets	\$ 638,232,446.16	\$ -	\$ -	\$ 638,232,446.16
Unrestricted	\$ -	(18,516,297.84)	\$ -	\$ (18,516,297.84)
TOTAL NET POSITION *	\$ 638,232,446.16	\$ (18,516,297.84)	\$ -	\$ 815,001,021.15

* Column totals should agree to Exhibit II column totals
 The accompanying notes to the financial statements are an integral part of this statement

UNAUDITED

Texas Parks and Wildlife Department (802)
EXHIBIT II - COMBINED STATEMENT OF REVENUES, EXPENDITURES AND
CHANGES IN FUND BALANCES/STATEMENT OF ACTIVITIES - Governmental Funds
 For the Fiscal Year Ended August 31, 2016

	GOVERNMENTAL FUND TYPES				GOVERNMENTAL FUNDS TOTAL
	GENERAL FUNDS (EXHIBIT A-2)	DEBIT SERVICE FUNDS (EXHIBIT C-2)	CAPITAL PROJECTS FUNDS (EXHIBIT D-2)	PERMANENT FUNDS (EXHIBIT E-2)	
REVENUES					
Legislative Appropriations:					
Original Appropriations (GR)	\$ 27,523,195.00	\$ -	\$ -	\$ -	\$ 27,523,195.00
Additional Appropriations (GR)	1,730,959.78	-	-	-	1,730,959.78
Taxes (GR)	2,993,223.84	-	-	-	2,993,223.84
Federal Revenue (PR-Operating Grants & Contr) (Schedule 1A)	58,240,667.45	-	-	-	58,240,667.45
Federal Pass-Through Revenue (PR-Operating Grants & Contr) (Schedule 1A)	1,500,707.04	-	-	-	1,500,707.04
State Grant Pass-Through Revenue (PR-Operating Grants & Contr) (Schedule 1B)	2,272,773.10	-	-	-	2,272,773.10
Licenses, Fees and Permits (PR-Chg for Serv)	187,416,641.50	-	-	-	187,416,641.50
Interest, Dividend and Other Income (GR)	855,893.44	68.23	-	4,573.01	860,534.68
Land Income (PR-Chg for Serv)	2,629,898.19	-	-	-	2,629,898.19
Settlement of Claims (GR)	911,181.64	-	-	-	911,181.64
Sales of Goods and Services (PR-Chg for Serv)	3,069,837.35	-	-	-	3,069,837.35
Other (PR-Operating Grants & Contr)	3,239,788.82	-	-	-	3,239,788.82
Other (GR)	1,815,338.70	-	-	-	1,815,338.70
TOTAL REVENUES	294,200,105.85	68.23	-	4,573.01	294,204,747.09
EXPENDITURES					
Salaries and Wages	162,938,430.18	-	380,700.98	-	163,319,131.16
Payroll Related Costs	68,549,211.38	-	135,214.71	-	68,684,426.09
Professional Fees and Services	6,197,728.13	-	159,318.74	-	6,357,046.87
Travel	2,925,608.72	-	40,237.83	-	2,965,846.55
Materials and Supplies	27,208,935.11	-	146,881.66	-	27,355,816.77
Communication and Utilities	13,150,275.47	-	6,481.27	-	13,156,756.74
Repairs and Maintenance	9,992,204.13	-	1,101,785.37	-	11,093,989.50
Rentals and Leases	3,595,698.17	-	29,509.37	-	3,625,207.54
Printing and Reproduction	1,618,866.78	-	1,413.00	-	1,620,279.78
Claims and Judgements	180,438.43	-	-	-	180,438.43
Federal Pass-Through Expenditure (Schedule 1A)	2,521,709.83	-	-	-	2,521,709.83
State Grant Pass-Through Expenditure (Schedule 1B)	2,785,612.96	-	-	-	2,785,612.96
Intergovernmental Payments	16,802,790.14	-	-	-	16,802,790.14
Public Assistance Payments	17,298,949.57	-	-	-	17,298,949.57
Other Expenditures	17,321,473.08	-	20,246.49	13,458.21	17,355,177.78
Capital Outlay	34,782,890.41	-	6,340,008.98	-	41,122,899.39
Depreciation and Amortization Expense	-	-	-	-	-
Pollution Remediation Obligation (Note 5)	-	-	-	-	-
TOTAL EXPENDITURES/EXPENSES	387,870,822.49	-	8,361,798.40	13,458.21	396,246,079.10
Excess (Deficiency) of Revenues					
Over (Under) Expenditures	(93,670,716.64)	68.23	(8,361,798.40)	(8,885.20)	(102,041,332.01)
OTHER FINANCING SOURCES (USES)					
Sale of Capital Assets	769,600.44	-	-	-	769,600.44
Transfers-In	194,417,233.49	-	6,123,790.41	-	200,541,023.90
Transfers-Out	(108,753,631.59)	(65.29)	(3,343,325.36)	-	(112,097,022.24)
Insurance Recoveries	40,352.26	-	-	-	40,352.26
Legislative Financing Sources	(111,209.00)	-	-	-	(111,209.00)
Legislative Financing Uses	111,209.00	-	-	-	111,209.00
Capital Grants & Contributions-Other Capital Grant Revenue	-	-	-	-	-
Gain (Loss) on Sale of Capital Assets	-	-	-	-	-
TOTAL OTHER FINANCING SOURCES (USES)	86,473,554.60	(65.29)	2,780,465.05	-	89,253,954.36
SPECIAL ITEMS					
Proceeds from Sale of Park Land	-	-	-	-	-
EXTRAORDINARY ITEMS					
Natural Disaster	-	-	-	-	-
Net Change in Fund Balances/Net Position	(7,197,162.04)	2.94	(5,581,333.35)	(8,885.20)	(12,787,377.65)
FUND FINANCIAL STATEMENT - FUND BALANCES					
Fund Balances, September 1, 2015	203,534,605.75	20.13	4,993,995.48	633,331.57	209,161,952.93
Restatements (Note 14)	-	-	-	-	-
Fund Balances, September 1, 2015, as Restated	203,534,605.75	20.13	4,993,995.48	633,331.57	209,161,952.93
Appropriations Lapsed	(1,089,702.45)	-	-	-	(1,089,702.45)
FUND BALANCES, AUGUST 31, 2016	\$ 195,247,741.26	\$ 23.07	\$ (587,337.87)	\$ 624,446.37	\$ 195,284,872.83
GOVERNMENT-WIDE STATEMENT OF NET POSITION					
Net Position/Net Change in Net Position					195,284,872.83
Net Position, September 1, 2015					
Restatements					
Net Position, September 1, 2015, as Restated					
NET POSITION, AUGUST 31, 2016					\$ 195,284,872.83

UNAUDITED

Texas Parks and Wildlife Department (802)
EXHIBIT II - COMBINED STATEMENT OF REVENUES, EXPENDITURES AND
CHANGES IN FUND BALANCES/STATEMENT OF ACTIVITIES - Governmental Funds
 For the Fiscal Year Ended August 31, 2016

	CAPITAL ASSETS ADJUSTMENTS	LONG-TERM LIABILITIES ADJUSTMENTS	OTHER ADJUSTMENTS	STATEMENT OF ACTIVITIES
REVENUES				
Legislative Appropriations:				
Original Appropriations (GR)	\$ -	\$ -	\$ -	\$ 27,523,195.00
Additional Appropriations (GR)	-	-	-	1,730,959.78
Taxes (GR)	-	-	-	2,993,223.84
Federal Revenue (PR-Operating Grants & Contr) (Schedule 1A)	-	-	-	58,240,667.45
Federal Pass-Through Revenue (PR-Operating Grants & Contr) (Schedule 1A)	-	-	-	1,500,707.04
State Grant Pass-Through Revenue (PR-Operating Grants & Contr) (Schedule 1B)	-	-	-	2,272,773.10
Licenses, Fees and Permits (PR-Chg for Serv)	-	-	-	187,416,641.50
Interest, Dividend and Other Income (GR)	-	-	-	860,534.68
Land Income (PR-Chg for Serv)	-	-	-	2,629,898.19
Settlement of Claims (GR)	-	-	-	911,181.64
Sales of Goods and Services (PR-Chg for Serv)	-	-	-	3,069,837.35
Other (PR-Operating Grants & Contr)	-	-	-	3,239,788.82
Other (GR)	-	-	-	1,815,338.70
TOTAL REVENUES	-	-	-	294,204,747.09
EXPENDITURES				
Salaries and Wages	-	-	-	163,319,131.16
Payroll Related Costs	-	(3,126,470.30)	-	65,557,955.79
Professional Fees and Services	-	-	-	6,357,046.87
Travel	-	-	-	2,965,846.55
Materials and Supplies	-	-	-	27,355,816.77
Communication and Utilities	-	-	-	13,156,756.74
Repairs and Maintenance	-	-	-	11,093,989.50
Rentals and Leases	-	-	-	3,625,207.54
Printing and Reproduction	-	-	-	1,620,279.78
Claims and Judgements	-	(22,087.67)	-	158,350.76
Federal Pass-Through Expenditure (Schedule 1A)	-	-	-	2,521,709.83
State Grant Pass-Through Expenditure (Schedule 1B)	-	-	-	2,785,612.96
Intergovernmental Payments	-	-	-	16,802,790.14
Public Assistance Payments	-	-	-	17,298,949.57
Other Expenditures	-	-	-	17,355,177.78
Capital Outlay	(41,122,899.39)	-	-	(0.00)
Depreciation and Amortization Expense	21,211,889.82	-	-	21,211,889.82
Pollution Remediation Obligation (Note 5)	-	109,627.35	-	109,627.35
TOTAL EXPENDITURES/EXPENSES	(19,911,009.57)	(3,038,930.62)	-	373,296,138.91
Excess (Deficiency) of Revenues				
Over (Under) Expenditures	19,911,009.57	3,038,930.62	-	(79,091,391.82)
OTHER FINANCING SOURCES (USES)				
Sale of Capital Assets	(769,600.44)	-	-	-
Transfers-In	-	-	-	200,541,023.90
Transfers-Out	-	-	-	(112,097,022.24)
Insurance Recoveries	-	-	-	40,352.26
Legislative Financing Sources	-	-	-	(111,209.00)
Legislative Financing Uses	-	-	-	111,209.00
Capital Grants & Contributions-Other Capital Grant Revenue	6,596,202.50	-	-	6,596,202.50
Gain (Loss) on Sale of Capital Assets	677,089.05	-	-	677,089.05
TOTAL OTHER FINANCING SOURCES (USES)	6,503,691.11	-	-	95,757,645.47
SPECIAL ITEMS				
Proceeds from Sale of Park Land				-
EXTRAORDINARY ITEMS				
Natural Disaster				-
Net Change in Fund Balances/Net Position				16,666,253.65
FUND FINANCIAL STATEMENT-FUND BALANCES				
Fund Balances, September 1, 2015				209,161,952.93
Restatements (Note 14)	-			-
Fund Balances, September 1, 2015, as Restated				209,161,952.93
Appropriations Lapsed				(1,089,702.45)
FUND BALANCES, AUGUST 31, 2016				\$ 224,738,504.13
GOVERNMENT-WIDE STATEMENT OF NET POSITION				
Net Position/Net Change in Net Position	26,414,700.68	3,038,930.62	-	224,738,504.13
Net Position, September 1, 2015	565,542,623.14	(21,555,228.46)	-	543,987,394.68
Restatements	46,275,122.34	-	-	46,275,122.34
Net Position, September 1, 2015, as Restated	611,817,745.48	(21,555,228.46)	-	590,262,517.02
NET POSITION, AUGUST 31, 2016	\$ 638,232,446.16	\$ (18,516,297.84)	\$ -	\$ 815,001,021.15

The accompanying notes to the financial statements are an integral part of this statement.

Texas Parks & Wildlife Department (802)
EXHIBIT VI - COMBINED STATEMENT OF FIDUCIARY
NET POSITION
August 31, 2016

	AGENCY FUNDS (EXHIBIT J-1)	TOTALS 2016
ASSETS		
Cash and Cash Equivalents (Note 3)		
Cash on Hand	\$ 225.08	\$ 225.08
Cash in State Treasury	339,319.46	339,319.46
Receivables from:		
Accounts Receivable, Net	27,377.00	27,377.00
Total Current Assets	366,921.54	366,921.54
TOTAL ASSETS	366,921.54	366,921.54
DEFERRED OUTFLOWS OF RESOURCES		
Deferred Outflows of Resources (Note 28)	-	-
TOTAL DEFERRED OUTFLOWS OF RESOURCES	-	-
LIABILITIES		
Current Liabilities:		
Payables:		
Accounts Payable	\$ 12,257.00	\$ 12,257.00
Due to Other Funds	8.45	8.45
Due to Other Agencies	34,571.00	34,571.00
Funds Held for Others	320,085.09	320,085.09
Total Current Liabilities	366,921.54	366,921.54
TOTAL LIABILITIES	366,921.54	366,921.54
DEFERRED INFLOWS OF RESOURCES		
Deferred Inflows of Resources (Note 28)	-	-
TOTAL DEFERRED INFLOWS OF RESOURCES	-	-
NET POSITION		
TOTAL NET POSITION	\$ 0.00	\$ 0.00

The accompanying notes to the financial statements are an integral part of this statement.



Fund Financial Statements

Infrastructure



Planning • Design • Construction

Information Technology



Furthering the technological advancement of TPWD.

UNAUDITED

Texas Parks and Wildlife Department (802)
EXHIBIT A-1 - COMBINING BALANCE SHEET - ALL GENERAL AND CONSOLIDATED FUNDS
 August 31, 2016

	CONSOLIDATED ACCOUNTS				
	GENERAL REVENUE FUND (0001)	GAME, FISH AND WATER SAFETY (0009)	STATE PARKS (0064)	OPERATORS AND CHAUFFEURS LICENSE (0099)	FEDERAL LAND AND WATER CONSERVATION (0223)

ASSETS

Current Assets:

Cash and Cash Equivalents						
Cash on Hand	\$ 150.00	\$ 137,632.96	\$ 58,446.91	\$ -	\$ -	\$ -
Cash in Bank	8,148.80	83,107.98	695,988.13	-	-	80.00
Cash in State Treasury	-	68,913,907.78	55,129,005.93	-	8,706.29	17,608,095.43
Legislative Appropriations	9,860,313.13	-	-	-	-	-
Receivables from:						
Federal	-	10,872,209.71	763,242.21	-	-	956,860.47
Interest and Dividends	-	42,350.27	-	-	-	-
Accounts Receivables, Net	10.40	11,760,871.77	203,048.17	-	-	-
Interfund Receivable	14,208.07	3,306,762.74	848,977.94	-	-	32,682.54
Due From Other Funds	-	-	259,942.72	-	-	-
Due From Other Agencies	-	121,791.62	1,327,071.77	177.68	-	-
Consumable Inventories	1,937,851.53	-	-	-	-	-
Merchandise Inventories	-	-	1,214,632.90	-	-	-
Total Current Assets	11,820,681.93	95,238,634.83	60,500,356.68	177.68	8,706.29	18,597,718.44
Total Non-Current Assets	-	-	-	-	-	-
TOTAL ASSETS	\$ 11,820,681.93	\$ 95,238,634.83	\$ 60,500,356.68	\$ 177.68	\$ 8,706.29	\$ 18,597,718.44

DEFERRED OUTFLOWS OF RESOURCES

Deferred Outflows of Resources	\$ -	\$ -	\$ -	\$ -	\$ -	\$ -
TOTAL DEFERRED OUTFLOWS OF RESOURCES	\$ -	\$ -	\$ -	\$ -	\$ -	\$ -

LIABILITIES, DEFERRED INFLOWS OF RESOURCES AND FUND BALANCES

Liabilities

Current Liabilities:

Payables from:						
Accounts	\$ 663,735.78	\$ 5,610,236.08	\$ 3,554,325.86	\$ -	\$ -	\$ 82,598.33
Payroll	1,190.51	11,514,710.27	7,903,695.67	-	-	82,158.22
Interfund Payable	2,698,030.45	634,204.45	599,043.32	-	-	31,817.47
Due To Other Funds	-	259,934.27	-	-	-	-
Due To Other Agencies	48,219.82	8,459,639.99	448.04	-	-	24,400.92
Unearned Revenues	-	885,653.35	2,753,532.35	-	-	7,198.09
Total Current Liabilities	3,411,176.56	27,364,378.41	14,811,045.24	-	-	228,173.03
Total Non-Current Liabilities	-	-	-	-	-	-
TOTAL LIABILITIES	3,411,176.56	27,364,378.41	14,811,045.24	-	-	228,173.03

DEFERRED INFLOWS OF RESOURCES

Deferred Inflows of Resources	\$ -	\$ -	\$ -	\$ -	\$ -	\$ -
TOTAL DEFERRED INFLOWS OF RESOURCES	\$ -	\$ -	\$ -	\$ -	\$ -	\$ -

Fund Balances (Deficits):

Nonspendable	1,937,851.53	-	1,214,632.90	-	-	-
Restricted	-	66,580,059.54	-	-	8,706.29	3,066,133.27
Committed	-	-	44,474,678.54	177.68	-	15,303,412.14
Assigned	-	-	-	-	-	-
Unassigned	6,471,653.84	1,294,196.88	-	-	-	-
Total Fund Balances	8,409,505.37	67,874,256.42	45,689,311.44	177.68	8,706.29	18,369,545.41
TOTAL LIABILITIES, DEFERRED INFLOWS OF RESOURCES AND FUND BALANCES	\$ 11,820,681.93	\$ 95,238,634.83	\$ 60,500,356.68	\$ 177.68	\$ 8,706.29	\$ 18,597,718.44

UNAUDITED

Texas Parks and Wildlife Department (802)
EXHIBIT A-1 - COMBINING BALANCE SHEET - ALL GENERAL AND CONSOLIDATED FUNDS
 August 31, 2016

CONSOLIDATED ACCOUNTS									
NON-GAME AND ENDANGERED SPECIES CONSERVATION (0506)	LIFETIME LICENSE ENDOWMENT (0544)	ECONOMIC STABILIZATION (0599)	ARTIFICIAL REEF (0679)	LICENSE PLATE TRUST (0802)	PARKS AND WILDLIFE CONSERVATION AND CAPITAL (5004)	SHRIMP LICENSE BUY BACK (5023)	LARGE COUNTY AND MUNICIPAL RECREATION AND PARKS (5150)	DEFERRED MAINTENANCE (5166)	TOTALS (EXHIBIT I) 2016
\$ 255.00	\$ -	\$ -	\$ -	\$ -	\$ -	\$ -	\$ -	\$ -	\$ 196,484.87
-	-	-	-	-	-	-	-	-	787,324.91
544,461.77	27,012,542.60	-	11,198,555.46	-	1,181,884.89	1,394,799.94	13,359,597.84	-	196,351,557.93
-	-	-	-	-	-	-	-	-	9,860,313.13
-	-	-	-	-	-	-	-	-	12,592,312.39
-	18,824.81	-	7,546.35	837.46	-	-	-	-	69,558.89
824.54	83,066.90	-	-	-	-	12,013.30	-	-	12,059,835.08
-	-	-	-	226.65	-	-	38,901.71	1.40	4,241,761.05
-	-	-	-	-	-	-	-	-	259,942.72
-	-	-	-	1,205,221.78	-	-	-	424,308.97	3,078,571.82
-	-	-	-	-	-	-	-	-	1,937,851.53
-	-	-	-	-	-	-	-	-	1,214,632.90
545,541.31	27,114,434.31	-	11,206,101.81	1,206,285.89	1,181,884.89	1,406,813.24	13,398,499.55	424,310.37	242,650,147.22
-	-	-	-	-	-	-	-	-	-
\$ 545,541.31	\$ 27,114,434.31	\$ -	\$ 11,206,101.81	\$ 1,206,285.89	\$ 1,181,884.89	\$ 1,406,813.24	\$ 13,398,499.55	\$ 424,310.37	\$ 242,650,147.22
\$ -	\$ -	\$ -	\$ -	\$ -	\$ -	\$ -	\$ -	\$ -	\$ -
\$ -	\$ -	\$ -	\$ -	\$ -	\$ -	\$ -	\$ -	\$ -	\$ -
\$ 399.81	\$ 17,947.20	\$ -	\$ 38,261.21	\$ 67,517.34	\$ 3,108.89	\$ -	\$ 6,880.93	\$ 683,372.81	\$ 10,728,384.24
-	-	-	-	-	-	-	75,946.67	-	19,577,701.34
5,088.77	-	-	23,380.44	-	31,457.13	-	15,162.32	91,669.83	4,129,854.18
-	-	-	-	-	-	-	-	-	259,934.27
-	-	26,220.02	486,709.10	14,510.25	-	-	-	-	9,060,148.14
-	-	-	-	-	-	-	-	-	3,646,383.79
5,488.58	17,947.20	26,220.02	548,350.75	82,027.59	34,566.02	-	97,989.92	775,042.64	47,402,405.96
-	-	-	-	-	-	-	-	-	-
5,488.58	17,947.20	26,220.02	548,350.75	82,027.59	34,566.02	-	97,989.92	775,042.64	47,402,405.96
\$ -	\$ -	\$ -	\$ -	\$ -	\$ -	\$ -	\$ -	\$ -	\$ -
\$ -	\$ -	\$ -	\$ -	\$ -	\$ -	\$ -	\$ -	\$ -	\$ -
-	-	-	-	-	-	-	-	-	3,152,484.43
-	-	-	13,136.31	-	-	-	-	-	69,668,035.41
431,557.54	27,096,487.11	-	10,644,614.75	1,124,258.30	1,147,318.87	1,406,813.24	13,300,509.63	-	114,929,827.80
-	-	-	-	-	-	-	-	-	-
108,495.19	-	(26,220.02)	-	-	-	-	-	(350,732.27)	7,497,393.62
540,052.73	27,096,487.11	(26,220.02)	10,657,751.06	1,124,258.30	1,147,318.87	1,406,813.24	13,300,509.63	(350,732.27)	195,247,741.26
\$ 545,541.31	\$ 27,114,434.31	\$ -	\$ 11,206,101.81	\$ 1,206,285.89	\$ 1,181,884.89	\$ 1,406,813.24	\$ 13,398,499.55	\$ 424,310.37	\$ 242,650,147.22

UNAUDITED

Texas Parks and Wildlife Department (802)
**EXHIBIT A-2 - COMBINING STATEMENT OF REVENUES, EXPENDITURES AND
 CHANGES IN FUND BALANCES - All General and Consolidated Funds**
 For the fiscal year ended August 31, 2016

	CONSOLIDATED ACCOUNTS						
	GENERAL REVENUE (0001)	GAME, FISH AND WATER SAFETY (0009)	STATE PARKS (0064)	OPERATORS/CHAUFFERS/LICENSE (0099)	FEDERAL LAND AND WATER CONSERVATION (0223)	TEXAS RECREATION AND PARKS (0467)	NON-GAME AND ENDANGERED SPECIES CONSERVATION (0506)
REVENUES							
Legislative Appropriations:							
Original Appropriations (GR)	\$ 27,523,195.00	\$ -	\$ -	\$ -	\$ -	\$ -	\$ -
Additional Appropriations (GR)	1,730,959.78	-	-	-	-	-	-
Taxes (GR)	-	2,993,223.84	-	-	-	-	-
Federal Revenue (PR-Operating Grants & Contr)	254,860.00	52,658,614.02	771,542.86	-	-	4,555,650.57	-
Federal Pass-Through Revenue (PR-Operating Grants & Contr)	-	119,890.75	1,380,816.29	-	-	-	-
State Grant Pass-Through Revenue (PR-Operating Grants & Contr)	-	2,272,773.10	-	-	-	-	-
Licenses, Fees and Permits (PR-Chg for Serv)	315,433.40	133,443,794.20	51,625,923.78	-	-	-	33,410.70
Interest, Dividend and Other Income (GR)	-	578,270.80	-	-	-	-	-
Land Income (PR-Chg for Serv)	-	1,360,425.24	1,269,472.95	-	-	-	-
Settlement of Claims (GR)	-	787,946.64	123,235.00	-	-	-	-
Sales of Goods and Services (PR-Chg for Serv)	22,157.19	1,728,721.26	1,313,598.03	-	-	-	5,360.87
Other (PR-Operating Grants & Contr)	-	885,372.61	1,080,064.75	-	-	-	5,146.00
Other (GR)	2,716.19	1,428,493.67	384,125.84	-	-	-	3.00
TOTAL REVENUES	29,849,321.56	198,257,526.13	57,948,779.50	-	-	4,555,650.57	43,920.57
EXPENDITURES							
Salaries and Wages	6,555,030.93	91,812,990.73	62,980,402.05	-	-	688,031.24	38,682.80
Payroll Related Costs	1,806,747.88	35,489,743.89	28,714,540.15	-	-	1,361,141.20	13,657.61
Professional Fees and Services	111,419.45	3,125,591.21	2,562,813.68	-	-	4,600.00	-
Travel	85,024.69	1,746,611.92	992,417.81	-	-	51,126.74	-
Materials and Supplies	1,387,486.89	13,501,419.34	12,170,642.34	-	-	73,582.88	6,516.83
Communication and Utilities	44,720.90	6,255,046.28	6,862,358.13	-	-	13,152.92	-
Repairs and Maintenance	621,404.40	4,481,293.22	4,535,412.06	-	-	38,035.98	-
Rentals and Leases	5,635.12	3,016,899.96	476,130.16	-	-	17,775.18	2,620.00
Printing and Reproduction	31,676.74	990,640.69	579,223.37	-	-	356.24	2,600.00
Claims and Judgements	-	156,281.83	24,156.60	-	-	-	-
Federal Grant Pass-Through Expenditure	-	2,521,709.83	-	-	-	-	-
State Grant Pass-Through Expenditure	172,909.88	1,603,409.79	5,744.16	-	-	42,241.43	-
Intergovernmental Payments	10,791,396.89	2,874,188.12	-	-	-	3,049,592.62	-
Public Assistance Payments	9,385,790.96	5,912,600.13	82,437.00	-	-	1,594,611.57	-
Other Expenditures	827,697.58	11,006,273.56	4,635,012.68	-	-	269,521.53	3,648.00
Capital Outlay	3,050,073.23	20,405,507.40	6,870,847.00	-	-	987,106.70	-
TOTAL EXPENDITURES	34,877,015.54	204,900,207.90	131,492,137.19	-	-	8,190,876.23	67,725.24
Excess (Deficiency) of Revenues							
Over (Under) Expenditures	(5,027,693.98)	(6,642,681.77)	(73,543,357.69)	-	-	(3,635,225.66)	(23,804.67)
OTHER FINANCING SOURCES (USES)							
Sale of Capital Assets	165,912.75	603,687.69	-	-	-	-	-
Transfers-In	-	5,162,367.83	102,244,364.53	-	-	10,489,173.17	-
Transfers-Out	(3,524,231.55)	(16,939,106.68)	(25,852,041.81)	(425.17)	-	-	-
Insurance Recoveries	-	40,352.26	-	-	-	-	-
Legislative Financing Sources	(111,209.00)	-	-	-	-	-	-
Legislative Financing Uses	111,209.00	-	-	-	-	-	-
TOTAL OTHER FINANCING SOURCES (USES)	(3,358,318.80)	(11,132,698.90)	76,392,322.72	(425.17)	-	10,489,173.17	-
SPECIAL ITEMS							
Proceeds from Sale of Park Land	-	-	-	-	-	-	-
EXTRAORDINARY ITEMS							
Natural Disaster	-	-	-	-	-	-	-
Net Change in Fund Balances	(8,386,012.78)	(17,775,380.67)	2,848,965.03	(425.17)	-	6,853,947.51	(23,804.67)
FUND FINANCIAL STATEMENT - FUND BALANCES							
Fund Balances, September 1, 2015	17,885,220.60	85,649,637.09	42,840,346.41	602.85	8,706.29	11,515,597.90	563,857.40
Restatements (Note 14)	-	-	-	-	-	-	-
Fund Balances, September 1, 2015, as Restated	17,885,220.60	85,649,637.09	42,840,346.41	602.85	8,706.29	11,515,597.90	563,857.40
Appropriations Lapsed	(1,089,702.45)	-	-	-	-	-	-
FUND BALANCES, AUGUST 31, 2016	\$ 8,409,505.37	\$ 67,874,256.42	\$ 45,689,311.44	\$ 177.68	\$ 8,706.29	\$ 18,369,545.41	\$ 540,052.73

UNAUDITED

Texas Parks and Wildlife Department (802)
 EXHIBIT A-2 - COMBINING STATEMENT OF REVENUES, EXPENDITURES AND
 CHANGES IN FUND BALANCES - All General and Consolidated Funds
 For the fiscal year ended August 31, 2016

CONSOLIDATED ACCOUNTS								
LIFETIME LICENSE ENDOWMENT (0544)	ECONOMIC STABILIZATION (0599)	ARTIFICIAL REEF (0679)	LICENSE PLATE TRUST (0802)	PARKS AND WILDLIFE CONSERVATION AND CAPITAL (5004)	SHRIMP LICENSE BUY BACK (5023)	LARGE COUNTY AND MUNICIPAL RECREATION AND PARKS (5150)	DEFERRED MAINTENANCE (5166)	TOTALS (EXHIBIT II) 2016
\$ -	\$ -	\$ -	\$ -	\$ -	\$ -	\$ -	\$ -	\$ 27,523,195.00
-	-	-	-	-	-	-	-	1,730,959.78
-	-	-	-	-	-	-	-	2,993,223.84
-	-	-	-	-	-	-	-	58,240,667.45
-	-	-	-	-	-	-	-	1,500,707.04
-	-	-	-	-	-	-	-	2,272,773.10
1,281,042.30	-	-	645,450.46	-	71,586.66	-	-	187,416,641.50
192,057.66	-	77,617.02	7,947.96	-	-	-	-	855,893.44
-	-	-	-	-	-	-	-	2,629,898.19
-	-	-	-	-	-	-	-	911,181.64
-	-	-	-	-	-	-	-	3,069,837.35
1,235.00	-	1,267,970.46	-	-	-	-	-	3,239,788.82
-	-	-	-	-	-	-	-	1,815,338.70
1,474,334.96	-	1,345,587.48	653,398.42	-	71,586.66	-	-	294,200,105.85
1,032.77	-	196,273.72	-	24,563.21	-	491,316.59	150,106.14	162,938,430.18
125,957.56	-	56,550.38	-	9,059.34	-	924,849.91	46,963.46	68,549,211.38
-	39,493.55	84,609.14	96,083.70	-	-	-	173,117.40	6,197,728.13
1.14	-	9,926.02	26,088.11	2,160.00	-	-	12,252.29	2,925,608.72
10,637.32	8,231.98	8,741.53	40,324.14	-	-	-	1,351.86	27,208,935.11
-	-	1,944.68	(26,904.88)	-	-	(42.56)	-	13,150,275.47
-	-	13,475.11	1,253.36	-	-	17,500.00	283,830.00	9,992,204.13
94,138.48	-	2,245.68	(19,746.41)	-	-	-	-	3,595,698.17
1,756.16	-	24.50	12,394.99	-	-	-	194.09	1,618,866.78
-	-	-	-	-	-	-	-	180,438.43
-	-	-	-	-	-	-	-	2,521,709.83
-	47,655.11	886,012.19	27,640.40	-	-	-	-	2,785,612.96
-	7,347.88	-	3,733.32	-	-	76,531.31	-	16,802,790.14
-	-	-	(24,818.37)	-	-	348,328.28	-	17,298,949.57
6,731.62	277,426.33	61,970.46	140,351.73	-	92,500.00	0.10	339.49	17,321,473.08
-	1,277,268.37	87,931.00	-	106,898.58	-	-	1,997,258.13	34,782,890.41
240,255.05	1,657,423.22	1,409,704.41	276,400.09	142,681.13	92,500.00	1,858,483.63	2,665,412.86	387,870,822.49
1,234,079.91	(1,657,423.22)	(64,116.93)	376,998.33	(142,681.13)	(20,913.34)	(1,858,483.63)	(2,665,412.86)	(93,670,716.64)
-	-	-	-	-	-	-	-	769,600.44
-	1,657,036.13	-	-	3,013,104.00	-	8,821,784.86	63,029,402.97	194,417,233.49
-	-	-	-	(1,723,104.00)	-	-	(60,714,722.38)	(108,753,631.59)
-	-	-	-	-	-	-	-	40,352.26
-	-	-	-	-	-	-	-	(111,209.00)
-	-	-	-	-	-	-	-	111,209.00
-	1,657,036.13	-	-	1,290,000.00	-	8,821,784.86	2,314,680.59	86,473,554.60
-	-	-	-	-	-	-	-	-
-	-	-	-	-	-	-	-	-
1,234,079.91	(387.09)	(64,116.93)	376,998.33	1,147,318.87	(20,913.34)	6,963,301.23	(350,732.27)	(7,197,162.04)
25,862,407.20	(25,832.93)	10,721,867.99	747,259.97	-	1,427,726.58	6,337,208.40	-	203,534,605.75
-	-	-	-	-	-	-	-	-
25,862,407.20	(25,832.93)	10,721,867.99	747,259.97	-	1,427,726.58	6,337,208.40	-	203,534,605.75
-	-	-	-	-	-	-	-	(1,089,702.45)
\$ 27,096,487.11	\$ (26,220.02)	\$ 10,657,751.06	\$ 1,124,258.30	\$ 1,147,318.87	\$ 1,406,813.24	\$ 13,300,509.63	\$ (350,732.27)	\$ 195,247,741.26

Texas Parks and Wildlife Department (802)
EXHIBIT C-1 - COMBINING BALANCE SHEET – DEBT SERVICE FUNDS
 August 31, 2016

	TEXAS PARKS DEVELOPMENT BONDS INTEREST AND SINKING FUND (0409)		TOTALS (EXHIBIT I) 2016	
ASSETS				
Current Assets:				
Cash and Cash Equivalents				
Cash in State Treasury	\$	19.20	\$	19.20
Receivables from:				
Interest and Dividends		3.87		3.87
Total Current Assets		23.07		23.07
Total Non-Current Assets		-		-
TOTAL ASSETS	\$	23.07	\$	23.07
DEFERRED OUTFLOWS OF RESOURCES				
Deferred Outflows of Resources	\$	-	\$	-
TOTAL DEFERRED OUTFLOWS OF RESOURCES	\$	-	\$	-
LIABILITIES, DEFERRED INFLOWS OF RESOURCES AND FUND BALANCES				
Total Current Liabilities		-		-
Total Non-Current Liabilities		-		-
TOTAL LIABILITIES		-		-
DEFERRED INFLOWS OF RESOURCES				
Deferred Inflows of Resources	\$	-	\$	-
TOTAL DEFERRED INFLOWS OF RESOURCES	\$	-	\$	-
Fund Balances (Deficits):				
Restricted		23.07		23.07
Total Fund Balances		23.07		23.07
TOTAL LIABILITIES, DEFERRED INFLOWS OF RESOURCES AND FUND BALANCES	\$	23.07	\$	23.07

Texas Parks and Wildlife Department (802)
EXHIBIT C-2 - COMBINING STATEMENT OF REVENUES, EXPENDITURES
AND CHANGES IN FUND BALANCES - Debt Service Funds
For the fiscal year ended August 31, 2016

	TEXAS PARKS DEVELOPMENT BONDS INTEREST AND SINKING FUND (0409)		TOTALS (EXHIBIT II) 2016	
REVENUES				
Interest, Dividend and Other Income (GR)	\$	68.23	\$	68.23
TOTAL REVENUES		68.23		68.23
EXPENDITURES				
TOTAL EXPENDITURES		-		-
Excess (Deficiency) of Revenues				
Over (Under) Expenditures		68.23		68.23
OTHER FINANCING SOURCES (USES)				
Transfers-Out		(65.29)		(65.29)
TOTAL OTHER FINANCING SOURCES (USES)		(65.29)		(65.29)
SPECIAL ITEMS				
Proceeds from Sale of Park Land		-		-
EXTRAORDINARY ITEMS				
Natural Disaster		-		-
Net Change in Fund Balances		2.94		2.94
FUND FINANCIAL STATEMENT - FUND BALANCES				
Fund Balances, September 1, 2015		20.13		20.13
Restatements (Note 14)		-		-
Fund Balances, September 1, 2015, as Restated		20.13		20.13
Appropriations Lapsed		-		-
FUND BALANCES, AUGUST 31, 2016	\$	23.07	\$	23.07

Texas Parks and Wildlife Department (802)
EXHIBIT D-1 - COMBINING BALANCE SHEET - Capital Projects Funds
 August 31, 2016

T.P.F.A. G.O. COMMERCIAL PAPER SERIES 2002A TPWD PROJECT C FUND (7634)	T.P.F.A. G.O. COMMERCIAL PAPER SERIES 2008 TPWD PROJECT 1A FUND (7635)
--	--

ASSETS			
Current Assets:			
Due From Other Agencies	\$	-	\$ 5,907.06
Total Current Assets		-	5,907.06
Total Non-Current Assets		-	-
TOTAL ASSETS	\$	-	\$ 5,907.06
DEFERRED OUTFLOWS OF RESOURCES			
Deferred Outflows of Resources	\$	-	\$ -
TOTAL DEFERRED OUTFLOWS OF RESOURCES	\$	-	\$ -
LIABILITIES, DEFERRED INFLOWS OF RESOURCES AND FUND BALANCES			
Liabilities			
Current Liabilities:			
Payables from:			
Accounts	\$	-	\$ 5,907.06
Interfund Payable		-	6,091.67
Total Current Liabilities		-	11,998.73
Total Non-Current Liabilities		-	-
TOTAL LIABILITIES		-	11,998.73
DEFERRED INFLOWS OF RESOURCES			
Deferred Inflows of Resources	\$	-	\$ -
TOTAL DEFERRED INFLOWS OF RESOURCES	\$	-	\$ -
Fund Balances (Deficits):			
Nonspendable		-	-
Restricted		-	(12,183.34)
Committed		-	-
Assigned		-	-
Unassigned		-	6,091.67
Total Fund Balances		-	(6,091.67)
TOTAL LIABILITIES, DEFERRED INFLOWS OF RESOURCES AND FUND BALANCES	\$	-	\$ 5,907.06

Texas Parks and Wildlife Department (802)
EXHIBIT D-1 - COMBINING BALANCE SHEET - Capital Projects Funds
 August 31, 2016

T.P.F.A. G.O. COMMERCIAL PAPER SERIES 2008 TPWD PROJECT 1B FUND (7647)	T.P.F.A. G.O. COMMERCIAL PAPER SERIES 2008 TPWD PROJECT 1C FUND (7654)	T.P.F.A. G.O. COMMERCIAL PAPER SERIES 2008 TPWD PROJECT 1D FUND (7659)	TOTALS (EXHIBIT I) 2016
\$ 54,217.99	\$ 135,388.67	\$ 698.85	\$ 196,212.57
54,217.99	135,388.67	698.85	196,212.57
-	-	-	-
\$ 54,217.99	\$ 135,388.67	\$ 698.85	\$ 196,212.57
\$ -	\$ -	\$ -	\$ -
\$ -	\$ -	\$ -	\$ -
\$ 54,217.99	\$ 492,782.55	\$ 118,735.97	\$ 671,643.57
8,191.33	85,581.33	12,042.54	111,906.87
62,409.32	578,363.88	130,778.51	783,550.44
-	-	-	-
62,409.32	578,363.88	130,778.51	783,550.44
\$ -	\$ -	\$ -	\$ -
\$ -	\$ -	\$ -	\$ -
-	-	-	-
(16,382.66)	(885,950.42)	(260,159.32)	(1,174,675.74)
-	-	-	-
8,191.33	442,975.21	130,079.66	587,337.87
(8,191.33)	(442,975.21)	(130,079.66)	(587,337.87)
\$ 54,217.99	\$ 135,388.67	\$ 698.85	\$ 196,212.57

Texas Parks and Wildlife Department (802)
EXHIBIT D-2 - COMBINING STATEMENT OF REVENUES, EXPENDITURES AND
CHANGES IN FUND BALANCES - Capital Projects Funds

For the fiscal year ended August 31, 2016

	T.P.F.A. G.O. COMMERCIAL PAPER SERIES 2002A TPWD PROJECT C FUND (7634)	T.P.F.A. G.O. COMMERCIAL PAPER SERIES 2008 TPWD PROJECT 1A FUND (7635)	T.P.F.A. G.O. COMMERCIAL PAPER SERIES 2008 TPWD PROJECT 1B FUND (7647)
REVENUES			
TOTAL REVENUES	\$ -	\$ -	\$ -
EXPENDITURES			
Salaries and Wages	-	5,199.20	41,687.25
Payroll Related Costs	-	1,765.15	14,249.96
Professional Fees and Services	-	-	75,495.98
Travel	-	125.10	4,032.53
Materials and Supplies	-	28.41	11,215.35
Communication and Utilities	-	-	512.50
Repairs and Maintenance	121,424.00	-	107,207.63
Rentals and Leases	-	-	1,003.46
Printing and Reproduction	-	-	97.16
Other Expenditures	-	-	13,787.30
Capital Outlay	-	110,263.37	1,213,319.14
TOTAL EXPENDITURES	121,424.00	117,381.23	1,482,608.26
Excess (Deficiency) of Revenues Over (Under) Expenditures	(121,424.00)	(117,381.23)	(1,482,608.26)
OTHER FINANCING SOURCES (USES)			
Transfers-In	-	277,928.89	79,387.96
Transfers-Out	-	(166,639.33)	-
TOTAL OTHER FINANCING SOURCES (USES)	-	111,289.56	79,387.96
SPECIAL ITEMS			
Proceeds from Sale of Park Land	-	-	-
EXTRAORDINARY ITEMS			
Natural Disaster	-	-	-
Net Change in Fund Balances	(121,424.00)	(6,091.67)	(1,403,220.30)
FUND FINANCIAL STATEMENT - FUND BALANCES			
Fund Balances, September 1, 2015	121,424.00	-	1,395,028.97
Restatements (Note 14)	-	-	-
Fund Balances, September 1, 2015, as Restated	121,424.00	-	1,395,028.97
Appropriations Lapsed	-	-	-
FUND BALANCES, AUGUST 31, 2016	\$ -	\$ (6,091.67)	\$ (8,191.33)

Texas Parks and Wildlife Department (802)
EXHIBIT D-2 - COMBINING STATEMENT OF REVENUES, EXPENDITURES AND
CHANGES IN FUND BALANCES - Capital Projects Funds
 For the fiscal year ended August 31, 2016

T.P.F.A. G.O. COMMERCIAL PAPER SERIES 2008 TPWD PROJECT 1C FUND (7654)	T.P.F.A. G.O. COMMERCIAL PAPER SERIES 2008 TPWD PROJECT 1D FUND (7659)	TOTALS (EXHIBIT II) 2016
\$ -	\$ -	\$ -
282,772.35	51,042.18	380,700.98
103,029.27	16,170.33	135,214.71
76,067.80	7,754.96	159,318.74
31,945.44	4,134.76	40,237.83
134,247.18	1,390.72	146,881.66
5,959.67	9.10	6,481.27
365,704.54	507,449.20	1,101,785.37
16,024.46	12,481.45	29,509.37
1,160.55	155.29	1,413.00
6,287.90	171.29	20,246.49
4,813,137.29	203,289.18	6,340,008.98
5,836,336.45	804,048.46	8,361,798.40
(5,836,336.45)	(804,048.46)	(8,361,798.40)
4,397,312.34	1,369,161.22	6,123,790.41
(2,384,909.87)	(791,776.16)	(3,343,325.36)
2,012,402.47	577,385.06	2,780,465.05
-	-	-
-	-	-
(3,823,933.98)	(226,663.40)	(5,581,333.35)
3,380,958.77	96,583.74	4,993,995.48
-	-	-
3,380,958.77	96,583.74	4,993,995.48
-	-	-
\$ (442,975.21)	\$ (130,079.66)	\$ (587,337.87)

Texas Parks and Wildlife Department (802)
EXHIBIT E-1 - COMBINING BALANCE SHEET - Permanent Funds
August 31, 2016

STATE PARKS ENDOWMENT TRUST ACCOUNT (0885)	TOTALS (EXHIBIT I) 2016
---	--

ASSETS

Current Assets:

Cash and Cash Equivalents

Cash in State Treasury

\$	624,009.79	\$	624,009.79
----	------------	----	------------

Receivables from:

Interest and Dividends

	436.58		436.58
--	--------	--	--------

Total Current Assets

	624,446.37		624,446.37
--	-------------------	--	-------------------

Total Non-Current Assets

	-		-
--	---	--	---

TOTAL ASSETS

	624,446.37		624,446.37
--	-------------------	--	-------------------

DEFERRED OUTFLOWS OF RESOURCES

Deferred Outflows of Resources

\$	-	\$	-
----	---	----	---

TOTAL DEFERRED OUTFLOWS OF RESOURCES

\$	-	\$	-
----	---	----	---

LIABILITIES, DEFERRED INFLOWS OF RESOURCES AND FUND BALANCES**Total Current Liabilities**

	-		-
--	---	--	---

Total Non-Current Liabilities

	-		-
--	---	--	---

TOTAL LIABILITIES

	-		-
--	---	--	---

DEFERRED INFLOWS OF RESOURCES

Deferred Inflows of Resources

\$	-	\$	-
----	---	----	---

TOTAL DEFERRED INFLOWS OF RESOURCES

\$	-	\$	-
----	---	----	---

Fund Balances (Deficits):

Restricted

	624,446.37		624,446.37
--	------------	--	------------

Total Fund Balances

	624,446.37		624,446.37
--	-------------------	--	-------------------

TOTAL LIABILITIES, DEFERRED INFLOWS OF RESOURCES AND FUND BALANCES

\$	624,446.37	\$	624,446.37
----	-------------------	----	-------------------

Texas Parks and Wildlife Department (802)
EXHIBIT E-2 - COMBINING STATEMENT OF REVENUES, EXPENDITURES
AND CHANGES IN FUND BALANCES - Permanent Funds
For the fiscal year ended August 31, 2016

	STATE PARKS ENDOWMENT TRUST ACCOUNT (0885)		TOTALS (EXHIBIT II) 2016	
REVENUES				
Interest, Dividend and Other Income (GR)	\$	4,573.01	\$	4,573.01
TOTAL REVENUES		4,573.01		4,573.01
EXPENDITURES				
Other Expenditures		13,458.21		13,458.21
TOTAL EXPENDITURES		13,458.21		13,458.21
Excess (Deficiency) of Revenues Over (Under) Expenditures		(8,885.20)		(8,885.20)
OTHER FINANCING SOURCES (USES)				
TOTAL OTHER FINANCING SOURCES (USES)		-		-
SPECIAL ITEMS				
Proceeds from Sale of Park Land		-		-
EXTRAORDINARY ITEMS				
Natural Disaster		-		-
Net Change in Fund Balances		(8,885.20)		(8,885.20)
FUND FINANCIAL STATEMENT - FUND BALANCES				
Fund Balances, September 1, 2015		633,331.57		633,331.57
Restatements (Note 14)		-		-
Fund Balances, September 1, 2015, as Restated		633,331.57		633,331.57
Appropriations Lapsed		-		-
FUND BALANCES, AUGUST 31, 2016	\$	624,446.37	\$	624,446.37

Texas Parks & Wildlife Department (802)
EXHIBIT J-1 - COMBINING STATEMENT OF CHANGES IN
ASSETS AND LIABILITIES - Agency Funds
 August 31, 2016

BEGINNING BALANCE SEPTEMBER 1, 2015	ADDITIONS	DEDUCTIONS	ENDING BALANCE AUGUST 31, 2016
---	-----------	------------	--------------------------------------

Unappropriated Collections General Revenue Fund (0001) U/F (1000)

ASSETS			
Current			
Cash on Hand	\$ -	\$ 0.08	\$ -
Cash in State Treasury	-	150,860.54	150,860.54
Total Current Assets	\$ -	\$ 150,860.62	\$ 150,860.54
			\$ 0.08
LIABILITIES			
Current			
Accounts Payable	\$ -	\$ 3.90	\$ 3.90
Funds Held for Others	-	150,860.62	150,860.54
Total Current Liabilities	\$ -	\$ 150,864.52	\$ 150,864.44
			\$ 0.08

P&W Point of Sale Deposits Escrow Trust (0843)

ASSETS			
Current			
Cash On Hand	\$ -	\$ 225.00	\$ -
Cash in State Treasury	171,360.25	233,943.43	214,695.50
Total Current Assets	\$ 171,360.25	\$ 234,168.43	\$ 214,695.50
			\$ 190,833.18
LIABILITIES			
Current			
Accounts Payable	\$ -	\$ 3,573.30	\$ 3,573.30
Funds Held for Others	171,360.25	233,943.43	214,470.50
Total Current Liabilities	\$ 171,360.25	\$ 237,516.73	\$ 218,043.80
			\$ 190,833.18

Funds Held For Others - Parks (0900) U/F (0922) *

ASSETS			
Current			
Cash in State Treasury	\$ 11,985.38	\$ 28,794.36	\$ 30,355.38
Total Current Assets	\$ 11,985.38	\$ 28,794.36	\$ 30,355.38
			\$ 10,424.36
LIABILITIES			
Current			
Accounts Payable	\$ -	\$ 18,370.00	\$ 18,370.00
Funds Held for Others	11,985.38	28,794.36	30,355.38
Total Current Liabilities	\$ 11,985.38	\$ 47,164.36	\$ 48,725.38
			\$ 10,424.36

Suspense - License Donation Veterans (0900) U/F (0937) *

ASSETS			
Current			
Cash in State Treasury	\$ -	\$ 16,612.00	\$ 152.00
Receivables:			
Accounts Receivables, Net	-	18,111.00	-
Total Current Assets	\$ -	\$ 34,723.00	\$ 152.00
			\$ 34,571.00
LIABILITIES			
Current			
Due to Other Agencies	\$ -	\$ 69,142.00	\$ 34,571.00
Funds Held for Others	-	34,723.00	34,723.00
Total Current Liabilities	\$ -	\$ 103,865.00	\$ 69,294.00
			\$ 34,571.00

Suspense - License Donation Hungry Texans (0900) U/F (0938) *

ASSETS			
Current			
Cash in State Treasury	\$ -	\$ 12,379.00	\$ 122.00
Receivables:			
Accounts Receivables, Net	-	9,266.00	-
Total Current Assets	\$ -	\$ 21,645.00	\$ 122.00
			\$ 21,523.00

Texas Parks & Wildlife Department (802)
EXHIBIT J-1 - COMBINING STATEMENT OF CHANGES IN
ASSETS AND LIABILITIES - Agency Funds
 August 31, 2016

BEGINNING BALANCE SEPTEMBER 1, 2015	ADDITIONS	DEDUCTIONS	ENDING BALANCE AUGUST 31, 2016
---	-----------	------------	--------------------------------------

Suspense - License Donation Hungry Texans (0900) U/F (0938) *

LIABILITIES				
Current				
Accounts Payable	\$ -	\$ 12,257.00	\$ -	\$ 12,257.00
Funds Held for Others	-	21,645.00	12,379.00	9,266.00
Total Current Liabilities	\$ -	\$ 33,902.00	\$ 12,379.00	\$ 21,523.00

Suspense - Local Hotel Taxes (0900) U/F (0939) *

ASSETS				
Current				
Cash in State Treasury	\$ 30,459.63	\$ 405,155.68	\$ 377,304.52	\$ 58,310.79
Interfund Receivable	-	8.46	8.46	-
Total Current Assets	\$ 30,459.63	\$ 405,164.14	\$ 377,312.98	\$ 58,310.79

LIABILITIES				
Current				
Accounts Payable	\$ -	\$ 174,915.51	\$ 174,915.51	\$ -
Due to Other Funds	-	8.45	-	8.45
Funds Held for Others	30,459.63	405,112.81	377,270.10	58,302.34
Total Current Liabilities	\$ 30,459.63	\$ 580,036.77	\$ 552,185.61	\$ 58,310.79

USPS - Overpayments to Employees (0900) U/F (9015) *

ASSETS				
Current				
Cash in State Treasury	\$ 11,332.08	\$ 18,912.38	\$ 18,386.71	\$ 11,857.75
Total Current Assets	\$ 11,332.08	\$ 18,912.38	\$ 18,386.71	\$ 11,857.75

LIABILITIES				
Current				
Funds Held for Others	\$ 11,332.08	\$ 18,912.38	\$ 18,386.71	\$ 11,857.75
Total Current Liabilities	\$ 11,332.08	\$ 18,912.38	\$ 18,386.71	\$ 11,857.75

Correction Account - Direct Deposit (0980)

ASSETS				
Current				
Cash in State Treasury	\$ -	\$ 14,458.43	\$ 14,458.43	\$ -
Total Current Assets	\$ -	\$ 14,458.43	\$ 14,458.43	\$ -

LIABILITIES				
Current				
Funds Held for Others	\$ -	\$ 14,458.43	\$ 14,458.43	\$ -
Total Current Liabilities	\$ -	\$ 14,458.43	\$ 14,458.43	\$ -

USPS - Direct Deposit Return Money (0980) U/F (9014) *

ASSETS				
Current				
Cash in State Treasury	\$ -	\$ 6,871.54	\$ 6,871.54	\$ -
Total Current Assets	\$ -	\$ 6,871.54	\$ 6,871.54	\$ -

LIABILITIES				
Current				
Funds Held for Others	\$ -	\$ 6,871.54	\$ 6,871.54	\$ -
Total Current Liabilities	\$ -	\$ 6,871.54	\$ 6,871.54	\$ -

Agency Suspense Payable Deducts (0900) U/F (9904) *

ASSETS				
Current				
Cash in State Treasury	\$ -	\$ 363,670.64	\$ 363,531.71	\$ 138.93
Total Current Assets	\$ -	\$ 363,670.64	\$ 363,531.71	\$ 138.93

Texas Parks & Wildlife Department (802)
EXHIBIT J-1 - COMBINING STATEMENT OF CHANGES IN
ASSETS AND LIABILITIES - Agency Funds
 August 31, 2016

BEGINNING BALANCE SEPTEMBER 1, 2015	ADDITIONS	DEDUCTIONS	ENDING BALANCE AUGUST 31, 2016
---	-----------	------------	--------------------------------------

Agency Suspense Payable Deducts (0900) U/F (9904) *

LIABILITIES

Current					
Funds Held for Others	\$ -	\$ 363,670.64	\$ 363,531.71	\$	138.93
Total Current Liabilities	\$ -	\$ 363,670.64	\$ 363,531.71	\$	138.93

Child Support Addenda Deducts - Suspense (0807) U/F (8070) *

ASSETS

Current					
Cash in State Treasury	\$ 41,240.29	\$ 527,475.74	\$ 529,453.58	\$	39,262.45
Total Current Assets	\$ 41,240.29	\$ 527,475.74	\$ 529,453.58	\$	39,262.45

LIABILITIES

Current					
Accounts Payable	\$ -	\$ 488,213.29	\$ 488,213.29	\$	-
Funds Held for Others	41,240.29	527,475.74	529,453.58	\$	39,262.45
Total Current Liabilities	\$ 41,240.29	\$ 1,015,689.03	\$ 1,017,666.87	\$	39,262.45

TOTALS - ALL AGENCY FUNDS

ASSETS

Current					
Cash on Hand	\$ -	\$ 225.08	\$ -	\$	225.08
Cash in State Treasury	266,377.63	1,779,133.74	1,706,191.91	\$	339,319.46
Receivables:					
Accounts Receivables, Net	-	27,377.00	-	\$	27,377.00
Interfund Receivable	-	8.46	8.46	\$	-
Total Current Assets	\$ 266,377.63	\$ 1,806,744.28	\$ 1,706,200.37	\$	366,921.54

LIABILITIES

Current					
Accounts Payable	\$ -	\$ 697,333.00	\$ 685,076.00	\$	12,257.00
Intergovernmental Payables	-	-	-	\$	-
Interfund Payables	-	-	-	\$	-
Due to Other Funds	-	8.45	-	\$	8.45
Due to Other Agencies	-	69,142.00	34,571.00	\$	34,571.00
Funds Held for Others	266,377.63	1,806,467.95	1,752,760.49	\$	320,085.09
Total Current Liabilities	\$ 266,377.63	\$ 2,572,951.40	\$ 2,472,407.49	\$	366,921.54

*GAAP Fund is noted as (XXXX), USAS D23 U/F (XXXX)

A photograph of a desert landscape. In the foreground, a large, green, spiny cactus with several flat, paddle-shaped segments is prominent. The cactus has small, dark spines and a few small, reddish-brown fruits. The background features a rugged, rocky mountain with a dirt path winding up its side. The sky is a mix of light blue and white, suggesting a clear day. The overall scene is brightly lit, likely during the day.

Notes to the Financial Statements

Texas Parks and Wildlife Department (802)

<p>NOTE 1: <i>Summary of Significant Accounting Policies</i></p>
--

Entity

The accompanying financial statements reflect the financial position of the Texas Parks and Wildlife Department (TPWD). TPWD is an agency of the State of Texas, and its financial records comply with state statutes and regulations. This includes compliance with the Texas Comptroller of Public Accounts' *Reporting Requirements - Annual Financial Reports of State Agencies and Universities*.

TPWD, established by the Legislature in 1963 by merging the State Parks Board and the Game and Fish Commission, operates under the Parks and Wildlife Code. Policy direction is provided by the Texas Parks and Wildlife Commission. An Executive Director, appointed by the Commission, directs the administration of TPWD.

TPWD's primary functions are management and conservation of the state's natural and cultural resources, provision of outdoor recreational opportunities, conservation education and outreach, and cultural/historical interpretation. To this end, TPWD:

- Operates and maintains a system of public lands including wildlife management areas, fish hatcheries, and state parks, historic sites, and natural areas.
- Serves as the state agency with primary responsibility for conserving, protecting and enhancing the state's fish and wildlife resources. In fulfilling these responsibilities, TPWD monitors and assesses habitats, provides technical assistance to landowners, surveys fish and game/nongame populations, conducts research and demonstration projects, and stocks inland and coastal waters with game fish.
- Regulates and enforces commercial and recreational fishing, hunting, boating, water safety and nongame laws in the state as well as the Texas Parks and Wildlife Code, the Penal Code, the Water Code and the Antiquities Code.
- Monitors, conserves and enhances aquatic and wildlife habitat, including the quality and quantity of rivers, streams, lakes, coastal marshes, bays, beaches and gulf waters. By statute, TPWD coordinates much of this activity with other state and federal agencies.
- Informs and educates the public regarding laws and rules regulating fish, game/nongame wildlife and environmental habitats, boating safety, firearm safety for hunters, fish and wildlife conservation and outdoor recreation in general.
- Provides direct matching grants to local political subdivisions and non-profit entities for planning, acquisition or development of local parks, indoor and outdoor recreational facilities, and for recreation, conservation and education programs for underserved populations.

Due to statewide requirements embedded in Governmental Accounting Standards Board Statement No. 34, *Basic Financial Statements – and Management's Discussion and Analysis – for State and Local Governments*, the Comptroller of Public Accounts does not require the accompanying annual financial report to comply with all the requirements in this statement. The financial report will be considered for audit by the State Auditor as part of the audit of the State of Texas *Comprehensive Annual Financial Report (CAFR)*; therefore, an opinion has not been expressed on the financial statements and related information contained in this report.

Blended and Discretely Presented Component Units:

No blended or discretely presented component units have been identified.

Texas Parks and Wildlife Department (802)

NOTE 1: Summary of Significant Accounting Policies (Continued)**Fund Structure**

The accompanying financial statements are presented on the basis of funds, each of which is considered a separate accounting entity. The operations of each fund are accounted for with a separate set of self-balancing accounts that comprise its assets, liabilities, revenues, expenditures and fund balances/net position. These accounts are segregated for the purpose of carrying on specific activities or attaining certain objectives in accordance with special regulations, restrictions, or limitations.

Governmental Fund Types & Government-wide Adjustment Fund Types

General and administrative operations of TPWD are financed from general revenue, debt service, capital project and permanent funds. General revenue funds serve as the general operating funds of the agency used to account for most of the agency's general activities. Debt service funds are used to account for and report financial resources that are restricted, committed or assigned to expenditure for principal and interest payments. Capital projects funds are used to account for and report financial resources that are restricted, committed or assigned to expenditure for capital outlays, including the acquisition or construction of capital facilities and other capital assets. Permanent funds are used to report resources legally restricted to the extent that only earnings, and not principal, may be used for purposes that support the state's programs.

General Revenue Funds (GAAP Fund Type 01):

General Revenue Fund (Fund 0001) – Is the principle operating fund used to account for all financial resources of the state except those required to be accounted for in another fund.

Game, Fish and Water Safety (Fund 0009) - To receive revenues from: licenses, stamps, fees, permits and fines involving the laws and duties regarding game and fish; sales of marl, sand, shell, gravel and mud shell; oyster bed rentals and permits; federal funds received under chapter 77; sale of property purchased from this account; titling and licensing registration fees; fines/penalties for violation of laws pertaining to wildlife protection and conservation; sale of rough fish, seized pelts; sale or lease of grazing rights; and other sources as provided by law. To be used for administration/enforcement of game, fish, and water safety laws, wildlife management, expansion/development, research, boat ramps and other uses provided by law.

Not later than the 10th day of each month, 15% of collections from vessel registration and licensing fees and vessel and outbound motor titling fees transferred to GR Account - State Parks (0064).

State Parks (Fund 0064) - To receive the revenue from grants or operation of concessions in state parks or fishing publications on state parks, state historic sites, or state scientific areas; fines and penalties; permit application fees; allocation from sporting goods tax revenues; and revenue from other sources provided by law. TPWD may also deposit to the credit of the state parks account all revenue, less allowable costs, from the following sources: (1) private contributions, grants, and donations received for state parks-related purposes; and (2) federal funds received for state parks-related purposes. This account is not earmarked or dedicated for a specific purpose; however, the Legislature has followed the practice of appropriating money in the account for the maintenance and improvement of State Parks.

Not later than the 10th day each month, 15% of collections from vessel registration and licensing fees and vessel and outboard motor titling fees transferred from GR Account - Game Fish and Water Safety (0009) are transferred to this account.

Texas Parks and Wildlife Department (802)

NOTE 1: Summary of Significant Accounting Policies (Continued)

Operators and Chauffeurs License (Fund 0099) - To receive federal dollars and other authorized revenue. This fund may be used for salaries, purchases of equipment and supplies and other expenses necessary for the operation of The Department of Public Safety. Unless federally restricted, undedicated and unobligated funds may be appropriated to Criminal Justice Division of Governor's Office for grants under the Border Crime Grant Program

Federal Land and Water Conservation (Fund 0223) - To receive from federal government and/or any other source for paying cost of planning, acquisition, operation and development of outdoor recreation resources and administrative expenses incident to projects or programs under the scope of "Land and Water Conservation Act of 1965" (Public Law 88-578).

Texas Recreation and Parks (Fund 0467) - To make assistance grants to political subdivisions, direct state matching grants to political subdivisions, and to acquire and develop state parks, recreational areas, open-space and natural areas. Grants may also be made for recreation, conservation, or education programs for underserved populations, including administrative costs. Grants are made only to a county or municipality with a population less than 500,000 or any other political subdivision that is not a county or municipality.

Non-Game and Endangered Species Conservation (Fund 0506) - To receive private contributions, grants, receipts from the sale of wildlife prints, decals and stamps, interest income from the investment of money collected under this chapter, income from entrance fees, easements, mineral leases, grazing leases and sale of products from lands purchased from this account. The account may be used only for the following purposes:

- (1) dissemination of information pertaining to non-game and endangered species conservation, management, and values;
- (2) scientific investigation and survey of non-game and endangered species for better protection and conservation;
- (3) propagation, distribution, protection, and restoration of non-game and endangered species;
- (4) research and management of non-game and endangered species;
- (5) development of habitats for non-game and endangered species;
- (6) acquisition of habitats for non-game and endangered species; and
- (7) matching of funds available to TPWD.

Lifetime License Endowment (Fund 0544) - To receive money from lifetime hunting, fishing, combination licenses, private contributions, grants/donations and interest income. No expenditure shall be made from the principal. Interest may be used only to acquire, develop, manage and repair public hunting/fishing areas and is invested based on commission rule.

Economic Stabilization Fund (Fund 0599) - To receive transfer of one-half of any unencumbered positive balance in the General Revenue Fund (0001) on the last day of the preceding biennium and an amount equal to 75 percent of excess oil and gas production taxes received in fiscal year 1987 and any other money appropriated to the fund by the legislature. Fund may be used to eliminate temporary cash deficiency in the General Revenue Fund (0001). Legislature may appropriate the fund for any purpose if two-thirds vote of members present in each house is received.

Artificial Reef (Fund 0679) - Composed of all funds received by the State, including interest and earnings of accounts under this chapter. No General Revenue appropriations shall be expended in development or implementation of this plan. Account dedicated to TPWD to carry out this chapter, including citing, designing, constructing, monitoring, and otherwise managing an artificial reef or artificial reef system. TPWD may accept grants, donations, of money or materials, and other forms of assistance from private and public sources.

Texas Parks and Wildlife Department (802)**NOTE 1: Summary of Significant Accounting Policies (Continued)**

License Plate Trust Fund (Fund 0802) - Created in the treasury for deposit of specialty license plate fees and related revenue collected under Subchapter G, Transportation Code previously deposited in various General Revenue accounts. Also includes balances of specialty license plate General Revenue accounts for specialty license plate established under Subchapter G, Transportation Code. Dedicated balances and revenues are to be deposited into accounts within the fund to be used in accordance with their specific statutory purpose.

Parks and Wildlife Conservation and Capital (Fund 5004) - Created to receive credits under § 151.801, Tax Code after required allocations made and revenue bond proceeds issued under § 13.0045 for Parks and Wildlife facilities. Only to acquire and develop and maintain parks, fisheries and wildlife projects including:

- (1) Developing and improving land and facilities.
- (2) Debt service on certain park development bonds.
- (3) Local Park grants.
- (4) Partnerships to enhance conservation.
- (5) Operational and maintenance costs.
- (6) Matching money for federal grants.

**Also to receive the remainder of a fee for specialty license plates to support TPWD activities after deducting administrative costs under § 504.618, Transportation Code.*

Shrimp License Buy Back (Fund 5023) - Created in General Revenue to receive fees increased by 15%, NTE \$25, for the following licenses: bait-shrimp dealers, wholesale fish dealers, wholesale truck dealers, retail fish dealers, retail dealers trucks, commercial bait-shrimp boats, commercial bay shrimp boats, commercial gulf shrimp boats and transfer fee for commercial bay or bait shrimp boats. Used only to buy back shrimp from a willing license holder, a commercial bay or bait shrimp boat license.

Large County and Municipal Recreation and Parks (Fund 5150) - Account to receive a percentage credit from sporting goods taxes under § 151.801, Tax Code, other sources as required by law, private contributions, grants, donations and federal funds. To be used for grants to large counties and municipalities for the acquisition or development of indoor public recreation facilities.

Deferred Maintenance (Fund 5166) - An account in General Revenue consisting of money appropriated, credited, or transferred at the direction of the legislature. For the repair of state buildings, increasing the efficiency of building operations, and addressing deferred maintenance issues.

Debt Service Funds (GAAP Fund Type 03):

Texas Parks Development Bonds Interest and Sinking Fund (Fund 0409) - Fund consists of interest received from the sale of bonds, income from park entrance or gate fees, investment income, and other. May be used to pay principal, interest, exchange and collection charges associated with Texas Park Development Bonds.

Capital Project Funds (GAAP Fund Type 04):

Capital Projects (Funds 7634, 7635, 7647, 7654 & 7659) - Are used to account for general obligation and revenue bonds issued by the Texas Public Finance Authority. The purposes of these bonds are used for: critical infrastructure repair, maintenance, and other projects at State Parks, Wildlife Management Areas (WMAs) and hatcheries; funding for the Battleship TEXAS and statewide parks repairs; and statewide capital repairs and State Park weather related damages.

Texas Parks and Wildlife Department (802)

NOTE 1: Summary of Significant Accounting Policies (Continued)**Permanent Funds (GAAP Fund Type 19):**

State Parks Endowment Trust Account (Fund 0885) - Is used to receive deposit of and income from permanent endowments held by TPWD in trust for the sole purpose to benefit park(s) as identified by the grantee. The principal will be invested to provide permanent income in support of the specified park(s).

Capital Asset Adjustment Fund Type (GAAP Fund Type 11):

Capital Assets Basis Conversion (Non-Cash) (Fund 9998) - Is used to convert governmental fund types' capital assets from modified accrual to full accrual.

Long-Term Liabilities Adjustment Fund Type (GAAP Fund Type 12):

Long Term Liabilities Basis Conversion (Non-Cash) (Fund 9997) - Is used to convert governmental fund types' debt from modified accrual to full accrual.

Fiduciary Fund Types

Fiduciary funds account for assets held by the state in a trustee capacity or as an agent for individuals, private organizations, other governmental units, and/or other funds.

Agency Funds (GAAP Fund Type 09):

Agency funds are used to account for assets the government holds on behalf of others in a purely custodial capacity. Agency funds involve only the receipt, temporary investment, and remittance of fiduciary resources to individuals, private organizations, or other governments.

They are as follows: Unappropriated Collections General Revenue Fund (Fund 0001), Parks and Wildlife Point of Sale Deposits Escrow Trust (Fund 0843), Departmental Suspense (Fund 0900), Correction Account for Direct Deposit (Fund 0980) and Child Support Employee Deductions – Offset Account (Fund 0807).

Basis of Accounting

The basis of accounting determines when revenues and expenditures or expenses are recognized in the accounts reported in the financial statements. The accounting and financial reporting treatment applied to a fund is determined by its measurement focus.

Governmental fund types that build the fund financial statements are accounted for using the modified accrual basis of accounting. Under the modified accrual basis, revenues are recognized in the period in which they become both measurable and available to finance operations of the fiscal year or liquidate liabilities existing at fiscal year-end. The State of Texas considers receivables collected within sixty days after year-end to be available and recognizes them as revenues of the current year for fund financial statements prepared on the modified accrual basis. Expenditures and other uses of financial resources are recognized when their related liability is incurred.

Governmental adjustment fund types that will build the government-wide financial statements are accounted for using the full accrual method of accounting. The following activities are recognized in these fund types: capital

Texas Parks and Wildlife Department (802)

NOTE 1: Summary of Significant Accounting Policies (Continued)

assets, accumulated depreciation, unpaid employee compensable leave, long-term claims and judgments and pollution remediation obligations.

Budgets and Budgetary Accounting

The budget is prepared biennially and represents appropriations authorized by the Legislature and approved by the Governor (the General Appropriations Act).

Encumbrance accounting is employed for budgetary control purposes. Unencumbered appropriations are generally subject to lapse 60 days after the end of the fiscal year for which they were appropriated, unless the agency has authority to retain unexpended balances for use in future periods.

Assets, Liabilities, and Fund Balance/Net Position

Assets

Cash: Represents cash on hand, cash in bank and cash in state treasury on the balance sheet.

Legislative Appropriations: Represent the general revenue fund (Fund 0001) amount in the State Treasury at fiscal year-end.

Receivables: Consist mainly of federal, interest and accounts receivable as of the balance sheet date.

Inventories: Inventories include both merchandise inventories on hand for sale and consumable inventories. Inventories for governmental fund types use the purchase method of accounting. The consumption method of accounting is used to account for inventories that appear in the governmental fund types. The costs of these items are expensed when the items are consumed.

Capital Assets: Assets with an initial, individual cost of more than \$5,000 and an estimated useful life in excess of one year are capitalized. These assets are capitalized at cost, if purchased, or at fair value as of the date of acquisition. Purchases of assets with governmental funds are reported as expenditures. Depreciation is reported on all "exhaustible" assets. "Inexhaustible" assets, such as works of art and historical treasures are not depreciated. Assets are depreciated over the estimated useful life of the asset using the straight-line method.

Liabilities

Payables: Payables represent the short term liability accounts reflecting amounts owed under a modified accrual or full accrual basis to private persons or organizations for goods and services received by an agency but for which the agency has not made payment.

- Accounts payable Amounts owed for goods or services actually rendered or provided to the agency by Aug. 31, but for which the agency has not yet made payment.
- Payroll payable represent the August salary payroll and related payroll costs.

Texas Parks and Wildlife Department (802)

NOTE 1: Summary of Significant Accounting Policies (Continued)

Unearned Revenues: Reflects amounts for which asset criteria have been met, but revenue recognition criteria have not been met. Typically represents fees/other receipts collected not legally due earned at a particular point in time and may appear in governmental and proprietary fund types.

Claims and Judgments: Claims and judgments that are settled but unpaid at fiscal year-end and that will be paid with future governmental fund resources are presented on the governmental funds balance sheet in the long-term liabilities adjustments column. TPWD's Claims and Judgments balances are disclosed in Note 5 and Note 17.

Employees' Compensable Leave Balances: Liabilities for the vacation and compensatory leave accrued by employees. The balance is reported on both the current and non-current liability section of the balance sheet or statement of net position. TPWD's Compensable Leave balances are disclosed in Note 5.

Pollution Remediation Obligations: A pollution remediation obligation is an obligation to address the current or potential detrimental effects of existing pollution by participating in pollution remediation activities. TPWD's Pollution Remediation Obligation balances are disclosed in Note 5.

Funds Held for Others: Represents amounts that are being held for another entity in an agency fund and have not yet been distributed to that entity. These amounts do not constitute revenue to the agency fund, nor does their disbursement constitute expenditures of the agency fund. However, it is anticipated that the amounts will be deposited into funds for state use. Examples are suspense fund collections and unappropriated receipts. This account may appear in agency funds only.

Fund Balance / Net Position

"Fund balance" is the difference between assets plus deferred outflows of resources and liabilities plus deferred inflows of resources on the governmental fund statements. "Net position" is the difference between assets plus deferred outflows of resources and liabilities plus deferred inflows of resources on the government-wide, proprietary and fiduciary fund statements.

Fund Balance Components

Fund balances for governmental funds are classified as nonspendable, restricted, committed, assigned or unassigned in the fund financial statements.

- **Nonspendable fund balance** includes amounts not available to be spent because they are either (1) not in spendable form or (2) legally or contractually required to be maintained intact.
- **Restricted fund balance** includes those resources that have constraints placed on their use through external parties or by law through constitutional provisions.
- **Committed fund balance** can be used only for specific purposes pursuant to constraints imposed by a formal action of the Texas Legislature, the state's highest level of decision making authority.
- **Assigned fund balance** includes amounts constrained by the state's intent to be used for specific purposes, but are neither restricted nor committed. Intent is expressed by (1) the Texas Legislature or (2) a body (for example, a budget or finance committee) or official to which the governing body has delegated the authority to assign amounts to be used for specific purposes.
- **Unassigned fund balance** is the residual classification for the general fund. This classification represents fund balance that was not assigned to other funds and was not restricted, committed or assigned to specific purposes within the general fund.

Texas Parks and Wildlife Department (802)

NOTE 1: Summary of Significant Accounting Policies (Concluded)**Net Investment in Capital Assets**

Net investment in capital assets, consists of capital assets, net of accumulated depreciation and reduced by outstanding balances for bond, notes and other debt that are attributed to the acquisition, construction or improvement of those assets.

Unrestricted Net Position

Unrestricted net position consists of net resources that do not meet the definition of Net Investment in Capital Assets or Restricted Net Position. Unrestricted net position often has constraints on resources that are imposed by management but can be removed or modified.

Activities and Transactions

TPWD has the following types of transactions between funds or other agencies:

1. **Interfund Receivables and Payables:** Interfund loans are reported as interfund receivables and payables. If repayment is due during the current year or soon thereafter, the balance is classified as "current." Balances for repayment due in two (or more) years are classified as "noncurrent."

The composition of TPWD's Interfund activities and transactions are included in Note 12.

2. **Due To / Due From Other Agencies:** Accruals of operating transfers, state/federal grant pass-throughs, and shared funds that are owed to or from other funds and other agencies. A 'due to' represent a liability and a 'due from' represent an asset on the balance sheet.
3. **Transfers:** Legally required transfers that are reported when incurred as "transfers in" by the recipient fund and as "transfers out" by the disbursing fund.
4. **State / Federal Pass-Through Grants:** Pass-through grants are those grants received by a recipient government to transfer to or spend on behalf of a secondary recipient. For Annual Financial Reporting purposes the term pass-through is used when referring to interagency transactions. State or Federal grant dollars that are passed to another agency are considered pass-throughs. A state grant pass-through generally occurs when an agency has an appropriation with the authority to grant that money to another agency and retains administrative responsibilities for that money. A federal pass-through grant occurs when federal funds are "passed" from one agency to another agency for that agency to administer the federal program on behalf of or in connection with the state of Texas. Pass-through grants are accounted for as revenue by the recipient agency and expenditures by the transferring agency.

Texas Parks and Wildlife Department (802)

NOTE 2: Capital Assets

Revenue received from the sale of Surplus Property which was originally purchased with funds from the General Revenue Fund 0001 has been transferred to Unappropriated General Revenue in accordance with House Bill 7, Section 20. A summary of changes in Capital Assets for the year ended August 31, 2016, is presented below:

Governmental Activities	Balance 09/01/2015	Adjustments	Completed CIP
Non-depreciable/Non-amortizable Assets			
Land and Land Improvements	260,179,814.88	46,275,571.75	0.00
Infrastructure	265,393.82	0.00	0.00
Construction in Progress	106,556,145.27	(449.41)	(44,177,593.99)
Other Tangible Capital Assets	14,599,598.68	0.00	28,079,132.40
Land use Rights	1,865,409.25	0.00	0.00
Total Non-depreciable/Non-amortizable Assets	383,466,361.90	46,275,122.34	(16,098,461.59)
Depreciable Assets			
Building and Building Improvements	161,980,201.40	0.00	8,376,027.62
Infrastructure	86,965,605.68	0.00	2,628,094.74
Facilities and Other Improvements	66,051,908.63	0.00	3,100,748.44
Furniture and Equipment	40,865,615.44	64,000.00	32,332.42
Vehicles, Boats, and Aircraft	90,107,616.03	0.00	0.00
Other Capital Assets	4,295,375.54	0.00	1,961,258.37
Total Depreciable Assets	450,266,322.72	64,000.00	16,098,461.59
Accumulated Depreciation			
Buildings and Improvements	(75,286,926.27)	0.00	0.00
Infrastructure	(53,751,093.90)	0.00	0.00
Facilities and Other	(44,272,807.20)	0.00	0.00
Furniture and Equipment	(28,636,880.27)	(64,000.00)	0.00
Vehicles, Boats, and Aircraft	(62,183,847.12)	0.00	0.00
Other Capital Assets	(4,058,506.72)	0.00	0.00
Total Accumulated Depreciation	(268,190,061.48)	(64,000.00)	0.00
Amortizable Assets-Intangible			
Computer Software	5,272,099.99	0.00	0.00
Total Amortizable Assets-Intangible	5,272,099.99	0.00	0.00
Accumulated Amortization			
Computer Software	(5,272,099.99)	0.00	0.00
Total Accumulated Amortization	(5,272,099.99)	0.00	0.00
Total Governmental Activities	565,542,623.14	46,275,122.34	0.00

Texas Parks and Wildlife Department (802)

NOTE 2: Capital Assets (Concluded)

Int'agy Trans IN	Int'agy Trans OUT	Additions	Deletions	Balance 08/31/2016
0.00	0.00	7,660,436.62	0.00	314,115,823.25
0.00	0.00	0.00	0.00	265,393.82
0.00	0.00	24,829,467.29	0.00	87,207,569.16
0.00	0.00	0.00	0.00	42,678,731.08
0.00	0.00	0.00	0.00	1,865,409.25
0.00	0.00	32,489,903.91	0.00	446,132,926.56
0.00	0.00	150,000.00	0.00	170,506,229.02
0.00	0.00	0.00	0.00	89,593,700.42
0.00	0.00	0.00	0.00	69,152,657.07
5,977.80	0.00	4,299,419.69	(1,157,513.21)	44,109,832.14
0.00	0.00	10,779,778.29	(5,408,390.70)	95,479,003.62
0.00	0.00	0.00	0.00	6,256,633.91
5,977.80	0.00	15,229,197.98	(6,565,903.91)	475,098,056.18
0.00	0.00	(6,216,495.89)	0.00	(81,503,422.16)
0.00	0.00	(2,177,011.54)	0.00	(55,928,105.44)
0.00	0.00	(1,968,794.82)	0.00	(46,241,602.02)
(5,977.80)	0.00	(3,171,228.14)	1,146,762.88	(30,731,323.33)
0.00	0.00	(7,594,272.05)	5,326,629.64	(64,451,489.53)
0.00	0.00	(84,087.38)	0.00	(4,142,594.10)
(5,977.80)	0.00	(21,211,889.82)	6,473,392.52	(282,998,536.58)
0.00	0.00	0.00	(641,302.62)	4,630,797.37
0.00	0.00	0.00	(641,302.62)	4,630,797.37
0.00	0.00	0.00	641,302.62	(4,630,797.37)
0.00	0.00	0.00	641,302.62	(4,630,797.37)
0.00	0.00	26,507,212.07	(92,511.39)	638,232,446.16

Texas Parks and Wildlife Department (802)

NOTE 3: Deposits, Investments and Repurchase Agreements

TPWD is authorized by statute to make investments following the “prudent person rule.” There were no significant violations of legal provisions during the period.

Deposits of Cash in Bank

As of August 31, 2016, the carrying amount of deposits was \$787,324.91 as presented below.

Governmental Activities

CASH IN BANK – CARRYING AMOUNT	\$ 787,324.91
Total Cash In Bank per AFR (Exhibit I)	\$ 787,324.91

Governmental Funds Current Assets Cash in Bank	\$ 787,324.91
Cash in Bank per AFR (Exhibit I)	\$ 787,324.91

This amount consist of all cash in local banks and is included on the combined statement of net position as part of the “cash in bank” account.

As of August 31, 2016, the total **bank balance** was as follows:

Governmental Activities (Exhibit I)	\$ 787,324.91
-------------------------------------	---------------

NOTE 4: Short-Term Debt Not Applicable

Texas Parks and Wildlife Department (802)

NOTE 5: Long-Term Liabilities**Changes in Long-Term Liabilities**

The following changes occurred in liabilities during the year ending August 31, 2016:

Governmental Activities	Balance 9/01/15	Additions	Reductions	Restatement / Adjustment	Balance 8/31/16	Amounts Due Within One Year	Amounts Due Thereafter
Claims and Judgments	\$22,087.67	\$0.00	\$22,087.67	\$0.00	\$0.00	\$0.00	\$0.00
Employees' Compensable Leave	\$21,416,242.45	\$24,072,221.58	\$27,198,691.88	\$0.00	\$18,289,772.15	\$13,854,036.40	\$4,435,735.75
Pollution Remediation Obligations	\$116,898.34	\$247,557.64	\$137,930.29	\$0.00	\$226,525.69	\$226,525.69	\$0.00
Total Governmental Activities	\$21,555,228.46	\$24,319,779.22	\$27,358,709.84	\$0.00	\$18,516,297.84	\$14,080,562.09	\$4,435,735.75

Claims and Judgments

Claims and judgments that are settled but unpaid at fiscal year-end and that will be paid with future governmental fund resources are presented on the governmental funds balance sheet in the long-term liabilities adjustments column.

TPWD was involved in litigation related to property damage and personal injury arising from the operation of a motor vehicle. These settlements, totaling \$22,087.67, were paid as of August 31, 2016.

Employees' Compensable Leave

A state employee is entitled to be paid for all unused vacation time accrued, in the event of the employee's resignation, dismissal, or separation from State employment, provided the employee has had continuous employment with the State for six months.

Expenditures for accumulated annual leave balances are recognized in the period paid or taken in governmental fund types. For these fund types, the liability for unpaid benefits is recorded in the Statement of Net Assets. No liability is recorded for non-vesting accumulating rights to receive sick pay benefits. This obligation is usually paid from the same funding source(s) from which the employee's salary or wage compensation was paid.

Pollution Remediation Obligations (GASB 49)

TPWD is responsible for the cleanup and remediation of multiple polluted sites during fiscal year 2016 and is currently managing twelve active sites. Regulatory requirements established by federal and state law obligate TPWD to perform these pollution remediation activities. Actual contract and invoice costs were used to calculate the pollution remediation obligation liabilities. The pollution remediation activity is summarized below:

- TPWD has recognized \$247,557.64 in pollution remediation obligations related to asbestos, mold and lead-based paint clean up requirements.

Realized recoveries are recognized as cash on the balance sheet and as revenues on the operating statement. No recoveries from insurance policies or third parties were received for any pollution remediation activities for fiscal year 2016.

Texas Parks and Wildlife Department (802)

NOTE 6:	Bonded Indebtedness	Not Applicable
----------------	----------------------------	-----------------------

NOTE 7:	Derivative Instruments	Not Applicable
----------------	-------------------------------	-----------------------

NOTE 8:	Leases
----------------	---------------

Leases

TPWD leases land, office space and other assets under a variety of agreements. Although lease terms may vary, most leases are subject to biennial appropriation from the Legislature to continue the lease obligations.

Operating Leases

Operating lease payments are recorded as expenditures or expenses during the life of the lease. Included in the expenditures reported in the financial statements are the following amounts of rent paid under operating lease obligations:

Fund Type:	Amount:
General Fund	\$ 2,104,942.89

Future minimum lease rental payments under non-cancelable operating leases having an initial term in excess of one year are as follows:

Non-cancelable Operating Lease Obligations

Year Ending August 31, 2017	\$1,988,091.94
Year Ending August 31, 2018	\$1,272,839.90
Year Ending August 31, 2019	\$513,744.81
Year Ending August 31, 2020	\$283,177.15
Year Ending August 31, 2021	\$107,237.48
Year Ending August 31, 2022-2026	\$303,459.60
Year Ending August 31, 2027-2031	\$176,256.95
Year Ending August 31, 2032-2036	\$71,755.47
Year Ending August 31, 2037-2041	\$0.00
Year Ending August 31, 2042-2046	\$0.00
Year Ending August 31, 2047-Beyond	\$0.00
Total Minimum Future Lease Rental Payments	\$4,716,563.30

Capital Leases

TPWD did not enter into any long-term lease agreements for financing the purchase of capital assets as of August 31, 2016.

Texas Parks and Wildlife Department (802)

NOTE 9:	<i>Defined Benefit Pension Plans and Defined Contribution Plan</i>	<i>Not Applicable</i>
----------------	---	------------------------------

NOTE 10:	<i>Deferred Compensation</i>	<i>Not Applicable</i>
-----------------	-------------------------------------	------------------------------

NOTE 11:	<i>Postemployment Health Care and Life Insurance Benefits</i>	<i>Not Applicable</i>
-----------------	--	------------------------------

Texas Parks and Wildlife Department (802)

NOTE 12: Interfund Activity and Transactions

As explained in Note 1 on Interfund Activities and Transactions, there are numerous transactions between funds and agencies. At year-end, Interfund Receivables/Payables are as follows as of August 31, 2016:

Interfund Receivables and Payables – Current			
Current Portion	Interfund Receivable	Interfund Payable	Purpose
GENERAL (01)			
Appd Fund 5166, D23 Fund 5166			
From Appd Fund 0009, D23 Fund 0930	733.03		Labor Distribution/Payables
Appd Fund 0009, D23 Fund 0930			
To Appd Fund 5166, D23 Fund 5166		733.03	Labor Distribution/Payables
Appd Fund 0009, D23 Fund 0930			
From Appd Fund 0064, D23 Fund 0640	411,005.13		Labor Distribution/Payables
Appd Fund 0064, D23 Fund 0640			
To Appd Fund 0009, D23 Fund 0930		411,005.13	Labor Distribution/Payables
Appd Fund 0009, D23 Fund 0950			
From Appd Fund 0064, D23 Fund 0640	168,625.81		Labor Distribution/Payables
Appd Fund 0064, D23 Fund 0640			
To Appd Fund 0009, D23 Fund 0950		168,625.81	Labor Distribution/Payables
Appd Fund 0009, D23 Fund 0930			
From Appd Fund 0001, D23 Fund 0014	8,981.40		Labor Distribution/Payables
Appd Fund 0001, D23 Fund 0014			
To Appd Fund 0009, D23 Fund 0930		8,981.40	Labor Distribution/Payables
Appd Fund 5166, D23 Fund 5166			
From Appd Fund 0064, D23 Fund 0640	90,936.80		Labor Distribution/Payables
Appd Fund 0064, D23 Fund 0640			
To Appd Fund 5166, D23 Fund 5166		90,936.80	Labor Distribution/Payables
Appd Fund 0064, D23 Fund 0640			
From Appd Fund 0009, D23 Fund 0930	588,776.60		Labor Distribution/Payables
Appd Fund 0009, D23 Fund 0930			
To Appd Fund 0064, D23 Fund 0640		588,776.60	Labor Distribution/Payables
Appd Fund 0064, D23 Fund 0640			
From Appd Fund 0001, D23 Fund 0014	4,647.64		Labor Distribution/Payables
Appd Fund 0001, D23 Fund 0014			
To Appd Fund 0064, D23 Fund 0640		4,647.64	Labor Distribution/Payables
Appd Fund 0001, D23 Fund 0014			
From Appd Fund 0009, D23 Fund 0950	22,640.39		Labor Distribution/Payables
Appd Fund 0009, D23 Fund 0950			
To Appd Fund 0001, D23 Fund 0014		22,640.39	Labor Distribution/Payables
Appd Fund 0001, D23 Fund 0014			
From Appd Fund 0009, D23 Fund 0951	10,941.09		Labor Distribution/Payables
Appd Fund 0009, D23 Fund 0951			
To Appd Fund 0001, D23 Fund 0014		10,941.09	Labor Distribution/Payables
Appd Fund 7659, D23 Fund 7659			
From Appd Fund 0064, D23 Fund 0640	12,042.54		Labor Distribution/Payables

Texas Parks and Wildlife Department (802)

NOTE 12: Interfund Activity and Transactions (Continued)

Interfund Receivables and Payables – Current			
Current Portion	Interfund Receivable	Interfund Payable	Purpose
GENERAL (01)			
Appd Fund 7647, D23 Fund 7647			
From Appd Fund 0064, D23 Fund 0640	8,191.33		Labor Distribution/Payables
Appd Fund 0064, D23 Fund 0640			
From Appd Fund 0009, D23 Fund 0950	4,404.61		Labor Distribution/Payables
Appd Fund 0009, D23 Fund 0950			
To Appd Fund 0064, D23 Fund 0640		4,404.61	Labor Distribution/Payables
Appd Fund 7654, D23 Fund 7654			
From Appd Fund 0064, D23 Fund 0640	83,251.28		Labor Distribution/Payables
Appd Fund 0001, D23 Fund 0010			
From Appd Fund 0009, D23 Fund 0930	28,076.64		Labor Distribution/Payables
Appd Fund 0009, D23 Fund 0930			
To Appd Fund 0001, D23 Fund 0010		28,076.64	Labor Distribution/Payables
Appd Fund 0467, D23 Fund 4673			
From Appd Fund 5150, D23 Fund 5153	25,455.96		Labor Distribution/Payables
Appd Fund 5150, D23 Fund 5153			
To Appd Fund 0467, D23 Fund 4673		25,455.96	Labor Distribution/Payables
Appd Fund 0009, D23 Fund 0931			
From Appd Fund 0064, D23 Fund 0640	8,508.04		Labor Distribution/Payables
Appd Fund 0064, D23 Fund 0640			
To Appd Fund 0009, D23 Fund 0931		8,508.04	Labor Distribution/Payables
Appd Fund 0009, D23 Fund 0952			
From Appd Fund 0064, D23 Fund 0640	6,154.32		Labor Distribution/Payables
Appd Fund 0064, D23 Fund 0640			
To Appd Fund 0009, D23 Fund 0952		6,154.32	Labor Distribution/Payables
Appd Fund 0001, D23 Fund 0014			
From Appd Fund 0009, D23 Fund 0930	2,619,983.73		Labor Distribution/Payables
Appd Fund 0009, D23 Fund 0930			
To Appd Fund 0001, D23 Fund 0014		2,619,983.73	Labor Distribution/Payables
Appd Fund 0009, D23 Fund 0951			
From Appd Fund 0064, D23 Fund 0640	4,444.38		Labor Distribution/Payables
Appd Fund 0064, D23 Fund 0640			
To Appd Fund 0009, D23 Fund 0951		4,444.38	Labor Distribution/Payables
Appd Fund 5004, D23 Fund 5048			
From Appd Fund 0064, D23 Fund 0640	31,457.13		Labor Distribution/Payables
Appd Fund 0064, D23 Fund 0640			
To Appd Fund 5004, D23 Fund 5048		31,457.13	Labor Distribution/Payables
Appd Fund 0001, D23 Fund 0016			
From Appd Fund 0467, D23 Fund 4673	6,361.24		Labor Distribution/Payables
Appd Fund 0467, D23 Fund 4673			
To Appd Fund 0001, D23 Fund 0016		6,361.24	Labor Distribution/Payables
Appd Fund 7654, D23 Fund 7654			
From Appd Fund 0009, D23 Fund 0930	2,330.05		Labor Distribution/Payables

Texas Parks and Wildlife Department (802)

NOTE 12: Interfund Activity and Transactions (Continued)

Interfund Receivables and Payables – Current			
Current Portion	Interfund Receivable	Interfund Payable	Purpose
GENERAL (01)			
Appd Fund 0001, D23 Fund 0014			
From Appd Fund 0064, D23 Fund 0640	3,641.80		Labor Distribution/Payables
Appd Fund 0064, D23 Fund 0640			
To Appd Fund 0001, D23 Fund 0014		3,641.80	Labor Distribution/Payables
Appd Fund 0001, D23 Fund 0014			
From Appd Fund 0064, D23 Fund 0643	1,591.05		Labor Distribution/Payables
Appd Fund 0064, D23 Fund 0643			
To Appd Fund 0001, D23 Fund 0014		1,591.05	Labor Distribution/Payables
Appd Fund 5150, D23 Fund 5153			
From Appd Fund 0467, D23 Fund 4673	15,162.32		Labor Distribution/Payables
Appd Fund 0467, D23 Fund 4673			
To Appd Fund 5150, D23 Fund 5153		15,162.32	Labor Distribution/Payables
Appd Fund 0679, D23 Fund 8679			
From Appd Fund 0009, D23 Fund 0932	238.27		Labor Distribution/Payables
Appd Fund 0009, D23 Fund 0932			
To Appd Fund 0679, D23 Fund 8679		238.27	Labor Distribution/Payables
Appd Fund 0064, D23 Fund 0643			
From Appd Fund 0001, D23 Fund 0014	445.02		Labor Distribution/Payables
Appd Fund 0001, D23 Fund 0014			
To Appd Fund 0064, D23 Fund 0643		445.02	Labor Distribution/Payables
Appd Fund 0064, D23 Fund 0640			
From Appd Fund 0001, D23 Fund 0010	.01		Labor Distribution/Payables
Appd Fund 0001, D23 Fund 0010			
To Appd Fund 0064, D23 Fund 0640		.01	Labor Distribution/Payables
Appd Fund 0001, D23 Fund 0016			
From Appd Fund 5150, D23 Fund 5153	802.99		Labor Distribution/Payables
Appd Fund 5150, D23 Fund 5153			
To Appd Fund 0001, D23 Fund 0016		802.99	Labor Distribution/Payables
Appd Fund 0009, D23 Fund 0917			
From Appd Fund 0064, D23 Fund 0640	7,534.44		Labor Distribution/Payables
Appd Fund 0064, D23 Fund 0640			
To Appd Fund 0009, D23 Fund 0917		7,534.44	Labor Distribution/Payables
Appd Fund 0009, D23 Fund 0918			
From Appd Fund 0064, D23 Fund 0640	890.05		Labor Distribution/Payables
Appd Fund 0064, D23 Fund 0640			
To Appd Fund 0009, D23 Fund 0918		890.05	Labor Distribution/Payables
Appd Fund 0009, D23 Fund 0930			
From Appd Fund 0467, D23 Fund 4673	11,158.98		Labor Distribution/Payables
Appd Fund 0467, D23 Fund 4673			
To Appd Fund 0009, D23 Fund 0930		11,158.98	Labor Distribution/Payables
Appd Fund 7635, D23 Fund 7635			
From Appd Fund 0064, D23 Fund 0640	6,091.67		Labor Distribution/Payables

Texas Parks and Wildlife Department (802)

NOTE 12: Interfund Activity and Transactions (Continued)

Interfund Receivables and Payables – Current			
Current Portion	Interfund Receivable	Interfund Payable	Purpose
GENERAL (01)			
Appd Fund 0064, D23 Fund 0641			
From Appd Fund 0009, D23 Fund 0930	407.39		Labor Distribution/Payables
Appd Fund 0009, D23 Fund 0930			
To Appd Fund 0064, D23 Fund 0641		407.39	Labor Distribution/Payables
Appd Fund 0506, D23 Fund 5060			
From Appd Fund 0009, D23 Fund 0930	5,088.77		Labor Distribution/Payables
Appd Fund 0009, D23 Fund 0930			
To Appd Fund 0506, D23 Fund 5060		5,088.77	Labor Distribution/Payables
Appd Fund 0064, D23 Fund 0642			
From Appd Fund 0802, D23 Fund 3044	226.65		Labor Distribution/Payables
Appd Fund 0802, D23 Fund 3044			
To Appd Fund 0064, D23 Fund 0642		226.65	Labor Distribution/Payables
Appd Fund 0064, D23 Fund 0642			
From Appd Fund 0001, D23 Fund 0012	134.00		Labor Distribution/Payables
Appd Fund 0001, D23 Fund 0012			
To Appd Fund 0064, D23 Fund 0642		134.00	Labor Distribution/Payables
Appd Fund 0001, D23 Fund 0016			
From Appd Fund 0064, D23 Fund 0640	3,991.52		Labor Distribution/Payables
Appd Fund 0064, D23 Fund 0640			
To Appd Fund 0001, D23 Fund 0016		3,991.52	Labor Distribution/Payables
Appd Fund 0009, D23 Fund 0930			
From Appd Fund 0064, D23 Fund 0643	166.86		Labor Distribution/Payables
Appd Fund 0064, D23 Fund 0643			
To Appd Fund 0009, D23 Fund 0930		166.86	Labor Distribution/Payables
Appd Fund 0009, D23 Fund 0950			
From Appd Fund 0064, D23 Fund 0643	24.55		Labor Distribution/Payables
Appd Fund 0064, D23 Fund 0643			
To Appd Fund 0009, D23 Fund 0950		24.55	Labor Distribution/Payables
Appd Fund 0467, D23 Fund 4671			
From Appd Fund 5150, D23 Fund 5153	6,037.95		Labor Distribution/Payables
Appd Fund 5150, D23 Fund 5153			
To Appd Fund 0467, D23 Fund 4671		6,037.95	Labor Distribution/Payables
Appd Fund 0679, D23 Fund 8679			
From Appd Fund 0009, D23 Fund 0930	23,142.17		Labor Distribution/Payables
Appd Fund 0009, D23 Fund 0930			
To Appd Fund 0679, D23 Fund 8679		23,142.17	Labor Distribution/Payables
Appd Fund 0009, D23 Fund 0930			
From Appd Fund 5150, D23 Fund 5153	6,604.81		Labor Distribution/Payables
Appd Fund 5150, D23 Fund 5153			
To Appd Fund 0009, D23 Fund 0930		6,604.81	Labor Distribution/Payables
Appd Fund 0009, D23 Fund 0096			
From Appd Fund 0064, D23 Fund 0640	40.53		Labor Distribution/Payables

Texas Parks and Wildlife Department (802)

NOTE 13: Continuance Subject to Review

Under the Texas Sunset Act, the Texas Parks and Wildlife Department (TPWD) will be abolished effective September 1, 2021, unless continued in existence by the 87th Legislature as provided by the Act. If abolished, the agency may continue until September 1, 2022 to close out its operations.

NOTE 14: Adjustments to Fund Balances and Net Position

During fiscal year 2016, adjustments and corrections were made that required the restatement of beginning fund balance and net position. The beginning balances and all related restatements are presented below:

	Basis Conversion – Capital Assets (Fund 9998)	Total
Fund Balance / Net Position Sept. 1, 2015	\$ 565,542,623.14	\$ 565,542,623.14
Restatements	\$ 46,275,122.34	\$ 46,275,122.34
Fund Balance / Net Position Sept. 1, 2015 as Restated	\$ 611,817,745.48	\$ 611,817,745.48

The restatement of \$46,275,122.34 in the Capital Assets Basis Conversion Fund (Fund 9998) is related to activity that should have been added to or reduced in the State Property Accounting system in a prior fiscal year. These adjustments are detailed below:

- Land acquisitions and leases and refund of land fees related to the Albert and Bessie Kronkosky State Natural Area, World Birding Center Bentsen-Rio Grande Valley, Mustang Island State Park, Lake Texoma Fisheries and Goliad State Park – Kelly Tract.
- John Deere backhoe received in lieu of cash and all associated accumulated depreciation
- Adjustments to a closed construction project related to critical repairs of the Battleship Texas

Texas Parks and Wildlife Department (802)

NOTE 15: Contingencies and Commitments**Employee Sick Leave**

Sick leave, the accumulation of which is unlimited, is earned at the rate of 8 hours per month. The employee may use the leave only in case of sickness, injury, or pregnancy and confinement that prevent the employee's performance of duty or when the employee is needed to care for and assist a member of the employee's immediate family who is sick. An employee may also use up to eight hours of sick leave each fiscal year to attend educational activities of the employee's children who are in pre-kindergarten through 12th grade. Educational activities are school-sponsored activities, including parent-teacher conferences, tutoring, volunteer programs, field trips, classroom programs, school committee meetings, academic competitions, and athletic, music, or theater programs. The estate of a deceased employee is entitled to payment for one-half of accumulated sick leave, or for 336 hours of sick leave, whichever is less. TPWD recognizes the cost of sick leave when paid. No liability is recorded in the General Long-Term Debt Account Group since experience indicates the probability of a material effect on any given year's operation as a result of death or abnormally high rate of illness is minimal. Except for payment to an employee's estate, an employee is not entitled to payment for any unused sick leave.

Unpaid Claims and Lawsuits

As of August 31, 2016, certain lawsuits were pending against the state and/or TPWD. The lawsuits, which may present contingent liabilities, are displayed below.

Lawsuit and Description	Type of Lawsuit	Amount Sought	Probability of Liability	Likely Amount Awarded
<i>John Collins v. Texas Parks and Wildlife Department</i> TPWD employee alleges discrimination based on disability and retaliation in violation of the Texas Commission on Human Rights Act.	Employment – Discrimination (Disability) and Retaliation	Between \$100,000.00 and \$200,000.00	Possible, although TPWD is not admitting liability or reasonableness of any claimed damages	Unknown
<i>Lesley Dudley v. Texas Parks and Wildlife Department</i> Plaintiff alleges personal injuries as a result of a traffic accident with a TPWD employee.	Tort Claim	Not specified	TPWD admitted liability for vehicle accident and settled the property damage claim, but is not admitting reasonableness of any other claimed damages	Unknown

Texas Parks and Wildlife Department (802)

NOTE 15: Contingencies and Commitments (Continued)

Lawsuit and Description	Type of Lawsuit	Amount Sought	Probability of Liability	Likely Amount Awarded
<i>Jennifer Hurt, Individually and as Next Friend of Raymond Hurt, a Minor v. Texas Parks and Wildlife Department</i> Plaintiff alleges personal injury damages for herself and her son after being rear-ended by game warden.	Tort Claim	\$13,000.00	Likely	\$3,500.00
<i>John Jackson v. Texas Parks and Wildlife Department</i> Plaintiff former employee alleges discrimination and retaliation in termination of his employment.	Employment - Whistleblower	Not specified	Possible, although TPWD is not admitting liability or reasonableness of any claimed damages.	Unknown
<i>Pam Major v. Texas Parks and Wildlife Department</i> Plaintiff former employee alleges discrimination and retaliation in termination of her employment.	Employment - Discrimination and Retaliation	Between \$200,000.00 and \$1,000,000.00	Possible, although TPWD is not admitting liability or reasonableness of any claimed damages.	Unknown
<i>Rosa Maria Moya and Marta Cortez Ojeda v. Texas Parks and Wildlife Department</i> Plaintiff alleges personal injury and property damage as a result of a motor vehicle collision between her and game warden.	Tort Claim	\$100,000.00	Probable	\$31,500.00
<i>Kelly Newman v. Texas Parks and Wildlife Department</i> Plaintiff alleges unlawful retaliation resulting in his employment being terminated.	Employment - Retaliation	Not specified	Possible, although TPWD is not admitting liability or reasonableness of any claimed damages.	Unknown

Texas Parks and Wildlife Department (802)

NOTE 15: Contingencies and Commitments (Concluded)

Lawsuit and Description	Type of Lawsuit	Amount Sought	Probability of Liability	Likely Amount Awarded
<i>Celia Rico et. Al v. Texas Parks and Wildlife Department</i> Plaintiff alleges personal injury damages for herself and her family after being rear-ended by TPWD employee.	Tort Claim	Agreed settlement for \$55,000.00 pending approval/signature	Likely	Settled for \$55,000.00; Release by minor has not been signed; Payment has yet not been requested
<i>Erica Rubio v. Texas Parks and Wildlife Department</i> Plaintiff employee alleges discrimination in not being selected for several positions within TPWD for which she had applied.	Employment – Discrimination and Retaliation	In excess of \$1,000,000.00	Possible, although TPWD is not admitting liability or reasonableness of any claimed damages	Unknown
<i>Julian Vega, Dominga Vega, Individually and as next friend of Julian Vega, Jr., a Minor v. Texas Parks and Wildlife Department</i> Plaintiffs allege personal injury damages resulting from being rear-ended by game warden.	Tort Claim	\$18,000.00	Very Likely	Settled for \$18,000.00; Release by minor has not been signed; Payment has not yet been requested

Federal Assistance

TPWD receives federal financial assistance for specific purposes that are subject to review or audit by the federal grantor agencies. Entitlement to this assistance is generally conditional upon compliance with the terms and conditions of grant agreements and applicable federal regulations, including the expenditure of assistance for allowable purposes. Such audits could lead to requests for reimbursements to grantor agencies for expenditures disallowed under the terms of the grant. Based on prior experience, management believes such disallowance, if any, will be immaterial.

Construction Projects

As of August 31, 2016, TPWD had outstanding contractual commitments of approximately \$34 million for facilities and other improvements, building improvements, land improvements, as well as reconstruction.

Texas Parks and Wildlife Department (802)

NOTE 16:	Subsequent Events	Not Applicable
-----------------	--------------------------	-----------------------

NOTE 17:	Risk Management
-----------------	------------------------

TPWD is exposed to a variety of civil claims resulting from the performance of its duties. TPWD's policy is to periodically assess the proper combination of commercial insurance and retention of risk to cover losses to which it may be exposed.

TPWD assumes substantially all risks associated with tort and liability claims due to the performance of its duties. Currently there is no purchase of commercial insurance nor is the agency involved in any risk pools with other government entities.

The agency's liabilities are reported when it is both probable that a loss has occurred and the amount of that loss can be reasonably estimated. Liabilities include an amount for claims that have been incurred but not reported. Liabilities are reevaluated periodically to consider current settlements, frequency of claims, past experience and economic factors. There were no significant reductions in insurance coverage in the past year and losses did not exceed funding arrangements during the past three years.

Changes in the balances of the agency's claims liabilities during fiscal 2015 and 2016 were:

	Claims and Judgements			
	Beginning Balance	Increases	Decreases	Ending Balance
2016	\$ 22,087.67	\$ 158,350.76	\$ 180,438.43	\$ 0.00
2015	\$ 10,801.22	\$ 358,692.20	\$ 347,405.75	\$ 22,087.67

TPWD's claims and judgments are mainly related to tort claims against the agency for property damage and personal injury arising from the operation of a motor-driven vehicle.

NOTE 18:	Management's Discussion and Analysis (MD&A)	Not Applicable
-----------------	--	-----------------------

Texas Parks and Wildlife Department (802)**NOTE 19: The Financial Reporting Entity****Related Organizations:**Texas Parks and Wildlife Foundation

The Parks and Wildlife Foundation of Texas d/b/a the Texas Parks and Wildlife Foundation is a 501(c)(3) nonprofit corporation organized in 1991 pursuant to the laws of the State of Texas to provide support for the efforts of TPWD. TPWD's board chairman can appoint a majority of the board members of the Texas Parks and Wildlife Foundation. Pursuant to Texas Parks and Wildlife Code, Section 11.205, the Texas Parks and Wildlife Foundation has been designated as the official nonprofit partner of TPWD.

Operation Game Thief

The Operation Game Thief Committee is a nonprofit corporation organized under the laws of the state of Texas, and exempt from federal income taxation pursuant to §501(c)(3) of the Internal Revenue Code. TPWD's Executive Director appoints the 11 members of the Operation Game Thief Committee "to administer the operation game thief fund and make reward payments and death benefit payments from that fund." Tex. Parks & Wild. Code §12.202(a). The Operation Game Thief fund is a special fund held outside the treasury and "may be used only for the maintenance of that fund, promotion of the operation game thief program through advertisement and marketing, the development, acquisition, and implementation of technological advancements to facilitate the apprehension and prosecution of persons who violate laws of this state intended to protect the state's natural or cultural resources or the public safety of persons using those natural and cultural resources, and payment of rewards and death benefits" authorized by the Texas Parks and Wildlife Code. Tex. Parks & Wild. Code §12.201.

Related Parties:State Natural Resource Trustee

TPWD is a designated State Natural Resource Trustee pursuant to the Comprehensive Environmental Response, Compensation, and Liability Act (CERCLA) 42 U.S.C. § 9607(f)(2)(B), Oil Pollution Act (33 U.S.C. 2706 (b)(3)), and Clean Water Act (33 U.S.C. §1321(f)(5)). The Governor has also designated the Texas Commission on Environmental Quality and the Texas General Land Office as Natural Resource Trustee Agencies, in conjunction with a presidential designation of federal cabinet-level departments, as Trustees.

As a Trustee, TPWD is responsible for assessing injuries to natural resources and the services they provide from unauthorized discharges of oil and releases of hazardous substances and pursuing compensation from the Responsible Party for the restoration, rehabilitation, replacement, or acquisition of the equivalent of the injured natural resources. As the State's fish and wildlife agency and manager of public recreational and wildlife management areas, TPWD focuses on potential injuries to the State's biota and the habitats upon which it depends as well as losses to public recreational opportunities.

As a Trustee, TPWD acts in accordance with authorities provided in state and federal laws, rules, and regulations. For unauthorized discharges of oil, Trustees operate under the Oil Pollution Act (OPA), 33 U.S.C. §2701 *et seq.*; the OPA Natural Resource Damage Assessment Regulations, 15 C.F.R. Part 990; the Clean Water Act (CWA), 33 U.S.C. §1321(f); the National Contingency Plan (NCP), 40 C.F.R. §§300.605 and 300.615; the Texas Oil Spill Prevention and Response Act, TX. Nat. Res. Code Ann. §40.001 *et seq.*; and the Texas Natural Resource Damage Assessment

Texas Parks and Wildlife Department (802)**NOTE 19: *The Financial Reporting Entity (Concluded)***

Rules, 31 TAC Chap. 20. For releases of hazardous substances, Trustees act in accordance with CERCLA, 42 U.S.C. §9601 *et seq.*; CERCLA Natural Resource Damage Assessment Regulations, 43 C.F.R. Part 11; CWA, 33 U.S.C. §1321(f); and the NCP, 40 C.F.R. §§300.605 and 300.615. Funds collected are required to be available to the trustees without further appropriation. 33 U.S.C. §2706(f); 15 CFR §990.65; 42 USC §9607(f)(1).

NOTE 20: *Stewardship, Compliance and Accountability* *Not Applicable***NOTE 21: *Not Applicable***

Texas Parks and Wildlife Department (802)

NOTE 22: Donor Restricted Endowments

The net appreciation (cumulative and unexpended) on donor-restricted endowments presented below is available for authorization and expenditure by TPWD. TPWD is a designated trustee pursuant to the Texas Uniform Principal and Income Act, Texas Property Code, §§116.201 – 116.206. As a Trustee, TPWD is responsible for proper administration of certain funds contained within the State Parks Endowment Trust Account.

TPWD's spending policy for endowments reflects an objective to distribute earnings consistent with the overall investment objectives while protecting the real value of the endowment corpus.

Endowment interest earnings are authorized for use by the Lyndon B. Johnson State Historical Park consistent with the Texas Uniform Principal and Income Act, Texas Property Code, §§116.201 in that interest earnings may be used for all other ordinary expenses incurred in connection with the administration, management, or preservation of trust property.

Endowment interest earnings are authorized for use by Falcon State Park for natural resource protection, habitat protection, habitat enhancement and habitat acquisition in the park.

Donor-Restricted Endowments	Amounts of Net Appreciation*	Reported in Net Position
True Endowments	\$188,060.17	Restricted for Expendable
TOTAL:	\$188,060.17	

*There was a negative fair value adjustment totaling \$8,885.20 for fiscal year 2016.

Changes from Prior Year Balances

Endowment Funds	Increase/(Decrease)	Reason for Change
Expendable Balances:		
True Endowments	(\$8,885.20)	Authorization for Expenditure
Non-Expendable Balances:		
True Endowments	\$0	

Texas Parks and Wildlife Department (802)

NOTE 23:	<i>Extraordinary and Special Items</i>	<i>Not Applicable</i>
-----------------	---	------------------------------

NOTE 24:	<i>Disaggregation of Receivable and Payable Balances</i>	<i>Not Applicable</i>
-----------------	---	------------------------------

NOTE 25:	<i>Termination Benefits</i>	<i>Not Applicable</i>
-----------------	------------------------------------	------------------------------

NOTE 26:	<i>Segment Information</i>	<i>Not Applicable</i>
-----------------	-----------------------------------	------------------------------

NOTE 27:	<i>Service Concession Arrangements</i>	<i>Not Applicable</i>
-----------------	---	------------------------------

NOTE 28:	<i>Deferred Outflows of Resources Deferred Inflows of Resources</i>	<i>Not Applicable</i>
-----------------	--	------------------------------

NOTE 29:	<i>Troubled Debt Restructuring</i>	<i>Not Applicable</i>
-----------------	---	------------------------------

NOTE 30:	<i>Non-Exchange Financial Guarantees</i>	<i>Not Applicable</i>
-----------------	---	------------------------------

A photograph of a sunset over the ocean. The sun is a bright, glowing orb in the upper right quadrant of the sky, casting a long, shimmering reflection down the center of the water and onto the sandy beach in the foreground. The sky is a deep orange, with some dark, silhouetted clouds on the left and right sides. The water shows gentle waves, and the beach is a mix of wet sand and some dark rocks or debris.

Supplementary Schedules

Coastal and Inland Fisheries



Protecting and enhancing Texas' aquatic resources.

Texas Parks and Wildlife Department (802)
Schedule 1A - Schedule of Expenditures of Federal Awards
 For the fiscal year ended August 31, 2016

Federal Grantor/ Pass-through Grantor/ Program Title	CFDA Number	NSE Name/ Identifying Number	Agy/ Univ No	Pass-through From		Direct Program Amount	Total PT From and Direct Program Amount
				Agencies or Universities Amount	Non-State Entities Amount		
General Services Administration							
<u>Pass-Through From:</u>							
Donation of Federal Surplus Personal Property (Non-monetary)	39.003						\$ 9,307.01
<i>Pass-Through From:</i> <i>Texas Facilities Commission</i>			303	9,307.01			
Totals - General Services Administration				\$ 9,307.01	\$ -	\$ -	\$ 9,307.01
U.S. Department of the Interior							
Fish and Wildlife Management Assistance	15.608	National Fish and Wildlife Foundation/ 2011-0014-000			\$ 160,148.17		\$ 160,148.17
<u>Direct Programs:</u>							
Fish and Wildlife Management Assistance	15.608					1,229.66	1,229.66
Cooperative Endangered Species Conservation Fund	15.615					2,212,925.52	2,212,925.52
Cooperative Endangered Species Conservation Fund <i>Pass-Through To:</i> <i>Tarleton State University</i>	15.615					5,188.22	5,188.22
Cooperative Endangered Species Conservation Fund <i>Pass-Through To:</i> <i>University of Texas at Tyler</i>	15.615					6,036.01	6,036.01
Clean Vessel Act Program	15.616					130,605.00	130,605.00
Sportfishing and Boating Safety Act	15.622					1,036,971.94	1,036,971.94
North American Wetlands Conservation Fund	15.623					52,975.00	52,975.00
Enhanced Hunter Education and Safety Program	15.626					232,377.96	232,377.96
Multistate Conservation Grant Program	15.628					126,384.06	126,384.06
Multistate Conservation Grant Program <i>Pass-Through To:</i> <i>Sul Ross State University</i>	15.628					29,041.15	29,041.15
Partners for Fish and Wildlife	15.631					225,851.70	225,851.70
State Wildlife Grants	15.634					660,856.50	660,856.50
Endangered Species Conservation – Recovery Implementation Funds	15.657					34,888.69	34,888.69
Coastal Impact Assistance Program	15.668					(5,022.23)	(5,022.23)
Coastal Impact Assistance Program <i>Pass-Through To:</i> <i>Texas A&M University at Galveston</i>	15.668					8,160.37	8,160.37
Outdoor Recreation_Acquisition, Development and Planning	15.916					1,276,177.70	1,276,177.70
Native American Graves Protection and Repatriation Act	15.922					51,148.97	51,148.97
Cooperative Research and Training Programs – Resources of the National Park System	15.945					17,585.69	17,585.69
<u>Pass-Through From:</u>							
Coastal Impact Assistance Program <i>Pass-Through From:</i> <i>General Land Office</i>	15.668		305	1,433,424.28			1,433,424.28
Totals - U.S. Department of the Interior				\$ 1,433,424.28	\$ 160,148.17	\$ 6,103,381.91	\$ 7,696,954.36
U.S. Department of Agriculture							
<u>Direct Programs:</u>							
Voluntary Public Access and Habitat Incentive Program	10.093					\$ 520,123.83	\$ 520,123.83
<u>Pass-Through From:</u>							
Cooperative Forestry Assistance <i>Pass-Through From:</i> <i>Texas A&M Forest Service</i>	10.664		576	29,605.65			29,605.65
Totals - U.S. Department of Agriculture				\$ 29,605.65	\$ -	\$ 520,123.83	\$ 549,729.48
U.S. Department of Commerce							
Cooperative Fishery Statistics	11.434	Gulf States Marine Fisheries Commission/ iSN-749-2015-01			\$ 33,894.57		\$ 33,894.57
Cooperative Fishery Statistics	11.434	Gulf States Marine Fisheries Commission/ BSP-749-017-2015- 01			15,454.87		15,454.87

Texas Parks and Wildlife Department (802)
Schedule 1A - Schedule of Expenditures of Federal Awards (Continued)
 For the fiscal year ended August 31, 2016

Federal Grantor/ Pass-through Grantor/ Program Title	CFDA Number	NSE Name/ Identifying Number	Agy/ Univ No	Pass-through From		Direct Program Amount	Total PT From and Direct Program Amount
				Agencies or Universities Amount	Non-State Entities Amount		
Cooperative Fishery Statistics	11.434	Gulf States Marine Fisheries Commission/ TT-749-005-2016-01			64,205.39		64,205.39
Cooperative Fishery Statistics	11.434	Gulf States Marine Fisheries Commission/ TT2-749-005-2015-01			135,350.37		135,350.37
Regional Fishery Management Councils	11.441	Gulf of Mexico Fishery Management Council/ 15-7050			18,597.79		18,597.79
Regional Fishery Management Councils	11.441	Gulf of Mexico Fishery Management Council/ 16-7050			35,316.56		35,316.56
Direct Programs:							
Interjurisdictional Fisheries Act of 1986	11.407					133,643.91	133,643.91
National Oceanic and Atmospheric Administration (NOAA) Cooperative Institutes	11.432					8,310.12	8,310.12
Cooperative Fishery Statistics	11.434					89,972.07	89,972.07
Southeast Area Monitoring and Assessment Program	11.435					178,939.87	178,939.87
Totals - U.S. Department of Commerce					\$ -	\$ 302,819.55	\$ 410,865.97
U.S. Department of Defense							
Direct Programs:							
Flood Control Projects	12.106					329,027.26	329,027.26
Totals - U.S. Department of Defense					\$ -	\$ -	\$ 329,027.26
U.S. Department of Homeland Security							
Homeland Security Grant Program	97.067	Aransas County Sheriff's Office/ 14-RGVRGV-10-007 V4			\$ 52,464.51		\$ 52,464.51
Homeland Security Grant Program	97.067	Calhoun County Sheriff's Office/ 15-RGVRGV-12-003 V5			84,302.57		84,302.57
Homeland Security Grant Program	97.067	Kickapoo Traditional Tribes of Texas/ TPWD #474272			38,725.16		38,725.16
Homeland Security Grant Program	97.067	Victoria County Sheriff's Office/ 14-RGVRGV-10-011 V4			49,574.06		49,574.06
Direct Programs:							
Boating Safety Financial Assistance	97.012					4,074,185.92	4,074,185.92
Port Security Grant Program	97.056					1,246,107.54	1,246,107.54
Pass-Through From:							
Disaster Grants - Public Assistance (Presidentially Declared Disasters)	97.036						22,930.49
<i>Pass-Through From:</i>							
<i>Department of Public Safety</i>			405	22,930.49			
Totals - U.S. Department of Homeland Security							
					\$ 22,930.49	\$ 225,066.30	\$ 5,320,293.46
U.S. Department of Housing and Urban Development							
Community Development Block Grants/Entitlement Grants	14.218	Bastrop County/ 484292			\$ 723,470.96		\$ 723,470.96
Totals - U.S. Department of Housing and Urban Development							
					\$ -	\$ 723,470.96	\$ -
Research & Development Cluster							
U.S. Department of the Interior							
Direct Programs:							
Fish and Wildlife Management Assistance	15.608					\$ 3,448.86	\$ 3,448.86
<i>Pass-Through To:</i>							
<i>Texas Tech University</i>							
Wildlife Restoration and Basic Hunter Education	15.611					122,627.34	122,627.34
<i>Pass-Through To:</i>							
<i>Tarleton State University</i>							

Texas Parks and Wildlife Department (802)
Schedule 1A - Schedule of Expenditures of Federal Awards (Continued)
 For the fiscal year ended August 31, 2016

Federal Grantor/ Pass-through Grantor/ Program Title	CFDA Number	NSE Name/ Identifying Number	Agy/ Univ No	Pass-through From		Direct Program Amount	Total PT From and Direct Program Amount
				Agencies or Universities Amount	Non-State Entities Amount		
Wildlife Restoration and Basic Hunter Education <i>Pass-Through To:</i> <i>University of Texas at El Paso</i>	15.611					40,685.08	40,685.08
Wildlife Restoration and Basic Hunter Education <i>Pass-Through To:</i> <i>Texas Tech University</i>	15.611					6,747.87	6,747.87
Wildlife Restoration and Basic Hunter Education <i>Pass-Through To:</i> <i>Stephen F. Austin State University</i>	15.611					170,439.41	170,439.41
Cooperative Endangered Species Conservation Fund <i>Pass-Through To:</i> <i>Texas A&M AgriLife Research</i>	15.615					60,807.44	60,807.44
Cooperative Endangered Species Conservation Fund <i>Pass-Through To:</i> <i>Texas A&M University</i>	15.615					40,735.42	40,735.42
Cooperative Endangered Species Conservation Fund <i>Pass-Through To:</i> <i>University of Texas at Arlington</i>	15.615					25,690.82	25,690.82
Cooperative Endangered Species Conservation Fund <i>Pass-Through To:</i> <i>University of Texas at Austin</i>	15.615					65,513.40	65,513.40
Cooperative Endangered Species Conservation Fund <i>Pass-Through To:</i> <i>Texas Tech University</i>	15.615					33,555.18	33,555.18
Cooperative Endangered Species Conservation Fund <i>Pass-Through To:</i> <i>University of Texas Rio Grande Valley</i>	15.615					40,020.18	40,020.18
Cooperative Endangered Species Conservation Fund <i>Pass-Through To:</i> <i>Sam Houston State University</i>	15.615					17,949.70	17,949.70
Cooperative Endangered Species Conservation Fund <i>Pass-Through To:</i> <i>Texas State University</i>	15.615					76,344.27	76,344.27
Cooperative Endangered Species Conservation Fund <i>Pass-Through To:</i> <i>Stephen F. Austin State University</i>	15.615					6,506.17	6,506.17
State Wildlife Grants <i>Pass-Through To:</i> <i>Texas A&M AgriLife Research</i>	15.634					124,258.48	124,258.48
State Wildlife Grants <i>Pass-Through To:</i> <i>Texas A&M University</i>	15.634					6,538.08	6,538.08
State Wildlife Grants <i>Pass-Through To:</i> <i>Texas A&M University at Galveston</i>	15.634					60,184.29	60,184.29
State Wildlife Grants <i>Pass-Through To:</i> <i>University of Texas at Austin</i>	15.634					248,752.42	248,752.42
State Wildlife Grants <i>Pass-Through To:</i> <i>Texas Tech University</i>	15.634					126,534.30	126,534.30

Texas Parks and Wildlife Department (802)
Schedule 1A - Schedule of Expenditures of Federal Awards (Continued)
 For the fiscal year ended August 31, 2016

Federal Grantor/ Pass-through Grantor/ Program Title	CFDA Number	NSE Name/ Identifying Number	Agy/ Univ No	Pass-through From		Direct Program Amount	Total PT From and Direct Program Amount
				Agencies or Universities Amount	Non-State Entities Amount		
State Wildlife Grants <i>Pass-Through To:</i> <i>University of Texas at Tyler</i>	15.634					14,629.04	14,629.04
State Wildlife Grants <i>Pass-Through To:</i> <i>University of North Texas</i>	15.634					81,070.26	81,070.26
State Wildlife Grants <i>Pass-Through To:</i> <i>Texas State University</i>	15.634					170,297.76	170,297.76
State Wildlife Grants <i>Pass-Through To:</i> <i>Stephen F. Austin State University</i>	15.634					15,994.58	15,994.58
State Wildlife Grants <i>Pass-Through To:</i> <i>University of Houston - Clear Lake</i>	15.634					(4.69)	(4.69)
State Wildlife Grants <i>Pass-Through To:</i> <i>Texas A&M University - Corpus Christi</i>	15.634					71,247.37	71,247.37
<u>Pass-Through From:</u> Cooperative Landscape Conservation <i>Pass-Through From:</i> <i>Texas A&M AgriLife Research</i>	15.669		556	14,746.62			14,746.62
Totals - U.S. Department of the Interior				\$ 14,746.62	\$ -	\$ 1,630,573.03	\$ 1,645,319.65
U.S. Department of Agriculture <u>Direct Programs:</u> Voluntary Public Access and Habitat Incentive Program <i>Pass-Through To:</i> <i>Texas Tech University</i>	10.093					\$ 132,647.58	\$ 132,647.58
Totals - U.S. Department of Agriculture				\$ -	\$ -	\$ 132,647.58	\$ 132,647.58
Highway Planning and Construction Cluster U.S. Department of Transportation <u>Direct Programs:</u> Recreational Trails Program	20.219					\$ 3,286,670.96	\$ 3,286,670.96
Totals - U.S. Department of Transportation				\$ -	\$ -	\$ 3,286,670.96	\$ 3,286,670.96
Fish and Wildlife Cluster U.S. Department of the Interior <u>Direct Programs:</u> Sport Fish Restoration Program	15.605					\$ 17,004,069.95	\$ 17,004,069.95
Wildlife Restoration and Basic Hunter Education	15.611					20,464,050.72	20,464,050.72
Wildlife Restoration and Basic Hunter Education <i>Pass-Through To:</i> <i>Texas A&M AgriLife Extension Service</i>	15.611					73,407.99	73,407.99
Wildlife Restoration and Basic Hunter Education <i>Pass-Through To:</i> <i>Texas A&M AgriLife Research</i>	15.611					302,961.75	302,961.75
Wildlife Restoration and Basic Hunter Education <i>Pass-Through To:</i> <i>Texas A&M University - Kingsville</i>	15.611					253,285.90	253,285.90
Wildlife Restoration and Basic Hunter Education <i>Pass-Through To:</i> <i>Sul Ross State University</i>	15.611					80,407.83	80,407.83
Totals - U.S. Department of the Interior				\$ -	\$ -	\$ 38,178,184.14	\$ 38,178,184.14
Total Expenditures of Federal Awards				\$ 1,510,014.05	\$ 1,411,504.98	\$ 55,911,768.14	\$ 58,833,287.17

Texas Parks and Wildlife Department (802)
Schedule 1A - Schedule of Expenditures of Federal Awards (Continued)
 For the fiscal year ended August 31, 2016

Federal Grantor/ Pass-through Grantor/ Program Title	CFDA Number	NSE Name/ Identifying Number	Agy/ Univ No.	Pass-through To		Expenditures Amount	Total PT To and Expenditures Amount
				Agencies or Universities Amount	Non-State Entities Amount		
General Services Administration							
<u>Pass-Through From:</u>							
Donation of Federal Surplus Personal Property (Non-monetary)	39.003					\$ 9,307.01	\$ 9,307.01
<i>Pass-Through From:</i>							
<i>Texas Facilities Commission</i>							
Totals - General Services Administration				\$ -	\$ -	\$ 9,307.01	\$ 9,307.01
U.S. Department of the Interior							
Fish and Wildlife Management Assistance	15.608				\$ 77,945.40	\$ 82,202.77	\$ 160,148.17
<u>Direct Programs:</u>							
Fish and Wildlife Management Assistance	15.608					1,229.66	1,229.66
Cooperative Endangered Species Conservation Fund	15.615					40,112.86	2,212,925.52
Cooperative Endangered Species Conservation Fund	15.615						5,188.22
<i>Pass-Through To:</i>							
<i>Tarleton State University</i>			713	5,188.22			
Cooperative Endangered Species Conservation Fund	15.615						6,036.01
<i>Pass-Through To:</i>							
<i>University of Texas at Tyler</i>			750	6,036.01			
Clean Vessel Act Program	15.616				130,605.00		130,605.00
Sportfishing and Boating Safety Act	15.622				1,036,971.94		1,036,971.94
North American Wetlands Conservation Fund	15.623					52,975.00	52,975.00
Enhanced Hunter Education and Safety Program	15.626					232,377.96	232,377.96
Multistate Conservation Grant Program	15.628					126,384.06	126,384.06
Multistate Conservation Grant Program	15.628						29,041.15
<i>Pass-Through To:</i>							
<i>Sul Ross State University</i>			756	29,041.15			
Partners for Fish and Wildlife	15.631				198,892.17	26,959.53	225,851.70
State Wildlife Grants	15.634				259,009.39	401,847.11	660,856.50
Endangered Species Conservation – Recovery Implementation Funds	15.657				34,888.69		34,888.69
Coastal Impact Assistance Program	15.668					(5,022.23)	(5,022.23)
Coastal Impact Assistance Program	15.668						8,160.37
<i>Pass-Through To:</i>							
<i>Texas A&M University at Galveston</i>			718	8,160.37			
Outdoor Recreation_Acquisition, Development and Planning	15.916				289,071.00	987,106.70	1,276,177.70
Native American Graves Protection and Repatriation Act	15.922					51,148.97	51,148.97
Cooperative Research and Training Programs – Resources of the National Park System	15.945					17,585.69	17,585.69
<u>Pass-Through From:</u>							
Coastal Impact Assistance Program	15.668					1,433,424.28	1,433,424.28
<i>Pass-Through From:</i>							
<i>General Land Office</i>							
Totals - U.S. Department of the Interior				\$ 48,425.75	\$ 4,200,196.25	\$ 3,448,332.36	\$ 7,696,954.36
U.S. Department of Agriculture							
<u>Direct Programs:</u>							
Voluntary Public Access and Habitat Incentive Program	10.093				\$ 363,374.65	\$ 156,749.18	\$ 520,123.83
<u>Pass-Through From:</u>							
Cooperative Forestry Assistance	10.664					29,605.65	29,605.65
<i>Pass-Through From:</i>							
<i>Texas A&M Forest Service</i>							
Totals - U.S. Department of Agriculture				\$ -	\$ 363,374.65	\$ 186,354.83	\$ 549,729.48
U.S. Department of Commerce							
Cooperative Fishery Statistics	11.434					\$ 33,894.57	\$ 33,894.57
Cooperative Fishery Statistics	11.434					15,454.87	15,454.87

Texas Parks and Wildlife Department (802)
Schedule 1A - Schedule of Expenditures of Federal Awards (Continued)
 For the fiscal year ended August 31, 2016

Federal Grantor/ Pass-through Grantor/ Program Title	CFDA Number	NSE Name/ Identifying Number	Agy/ Univ No.	Pass-through To		Expenditures Amount	Total PT To and Expenditures Amount
				Agencies or Universities Amount	Non-State Entities Amount		
Cooperative Fishery Statistics	11.434					64,205.39	64,205.39
Cooperative Fishery Statistics	11.434					135,350.37	135,350.37
Regional Fishery Management Councils	11.441					18,597.79	18,597.79
Regional Fishery Management Councils	11.441					35,316.56	35,316.56
Direct Programs:							
Interjurisdictional Fisheries Act of 1986	11.407					133,643.91	133,643.91
National Oceanic and Atmospheric Administration (NOAA) Cooperative Institutes	11.432					8,310.12	8,310.12
Cooperative Fishery Statistics	11.434					89,972.07	89,972.07
Southeast Area Monitoring and Assessment Program	11.435					178,939.87	178,939.87
Totals - U.S. Department of Commerce						\$ -	\$ -
U.S. Department of Defense							
Direct Programs:							
Flood Control Projects	12.106					329,027.26	329,027.26
Totals - U.S. Department of Defense						\$ -	\$ -
U.S. Department of Homeland Security							
Homeland Security Grant Program	97.067					\$ 52,464.51	\$ 52,464.51
Homeland Security Grant Program	97.067					84,302.57	84,302.57
Homeland Security Grant Program	97.067					38,725.16	38,725.16
Homeland Security Grant Program	97.067					49,574.06	49,574.06
Direct Programs:							
Boating Safety Financial Assistance	97.012					4,074,185.92	4,074,185.92
Port Security Grant Program	97.056					1,246,107.54	1,246,107.54
Pass-Through From:							
Disaster Grants - Public Assistance (Presidentially Declared Disasters)	97.036					22,930.49	22,930.49
<i>Pass-Through From:</i>							
<i>Department of Public Safety</i>							
Totals - U.S. Department of Homeland Security						\$ -	\$ -
U.S. Department of Housing and Urban							
Community Development Block Grants/Entitlement Grants	14.218					\$ 723,470.96	\$ 723,470.96
Totals - U.S. Department of Housing and Urban Development						\$ -	\$ -
Research & Development Cluster							
U.S. Department of the Interior							
Direct Programs:							
Fish and Wildlife Management Assistance	15.608						\$ 3,448.86
<i>Pass-Through To:</i>							
<i>Texas Tech University</i>			733		3,448.86		
Wildlife Restoration and Basic Hunter Education	15.611						122,627.34
<i>Pass-Through To:</i>							
<i>Tarleton State University</i>			713		122,627.34		

Texas Parks and Wildlife Department (802)
Schedule 1A - Schedule of Expenditures of Federal Awards (Continued)
 For the fiscal year ended August 31, 2016

Federal Grantor/ Pass-through Grantor/ Program Title	CFDA Number	NSE Name/ Identifying Number	Agy/ Univ No.	Pass-through To		Expenditures Amount	Total PT To and Expenditures Amount
				Agencies or Universities Amount	Non-State Entities Amount		
Wildlife Restoration and Basic Hunter Education <i>Pass-Through To:</i> <i>University of Texas at El Paso</i>	15.611		724	40,685.08			40,685.08
Wildlife Restoration and Basic Hunter Education <i>Pass-Through To:</i> <i>Texas Tech University</i>	15.611		733	6,747.87			6,747.87
Wildlife Restoration and Basic Hunter Education <i>Pass-Through To:</i> <i>Stephen F. Austin State University</i>	15.611		755	170,439.41			170,439.41
Cooperative Endangered Species Conservation Fund <i>Pass-Through To:</i> <i>Texas A&M AgriLife Research</i>	15.615		556	60,807.44			60,807.44
Cooperative Endangered Species Conservation Fund <i>Pass-Through To:</i> <i>Texas A&M University</i>	15.615		711	40,735.42			40,735.42
Cooperative Endangered Species Conservation Fund <i>Pass-Through To:</i> <i>University of Texas at Arlington</i>	15.615		714	25,690.82			25,690.82
Cooperative Endangered Species Conservation Fund <i>Pass-Through To:</i> <i>University of Texas at Austin</i>	15.615		721	65,513.40			65,513.40
Cooperative Endangered Species Conservation Fund <i>Pass-Through To:</i> <i>Texas Tech University</i>	15.615		733	33,555.18			33,555.18
Cooperative Endangered Species Conservation Fund <i>Pass-Through To:</i> <i>University of Texas Rio Grande Valley</i>	15.615		746	40,020.18			40,020.18
Cooperative Endangered Species Conservation Fund <i>Pass-Through To:</i> <i>Sam Houston State University</i>	15.615		753	17,949.70			17,949.70
Cooperative Endangered Species Conservation Fund <i>Pass-Through To:</i> <i>Texas State University</i>	15.615		754	76,344.27			76,344.27
Cooperative Endangered Species Conservation Fund <i>Pass-Through To:</i> <i>Stephen F. Austin State University</i>	15.615		755	6,506.17			6,506.17
State Wildlife Grants <i>Pass-Through To:</i> <i>Texas A&M AgriLife Research</i>	15.634		556	124,258.48			124,258.48
State Wildlife Grants <i>Pass-Through To:</i> <i>Texas A&M University</i>	15.634		711	6,538.08			6,538.08
State Wildlife Grants <i>Pass-Through To:</i> <i>Texas A&M University at Galveston</i>	15.634		718	60,184.29			60,184.29
State Wildlife Grants <i>Pass-Through To:</i> <i>University of Texas at Austin</i>	15.634		721	248,752.42			248,752.42
State Wildlife Grants <i>Pass-Through To:</i> <i>Texas Tech University</i>	15.634		733	126,534.30			126,534.30

Texas Parks and Wildlife Department (802)
Schedule 1A - Schedule of Expenditures of Federal Awards (Continued)
 For the fiscal year ended August 31, 2016

Federal Grantor/ Pass-through Grantor/ Program Title	CFDA Number	NSE Name/ Identifying Number	Agy/ Univ No.	Pass-through To		Expenditures Amount	Total PT To and Expenditures Amount
				Agencies or Universities Amount	Non-State Entities Amount		
State Wildlife Grants	15.634						14,629.04
<i>Pass-Through To:</i> <i>University of Texas at Tyler</i>			750	14,629.04			
State Wildlife Grants	15.634						81,070.26
<i>Pass-Through To:</i> <i>University of North Texas</i>			752	81,070.26			
State Wildlife Grants	15.634						170,297.76
<i>Pass-Through To:</i> <i>Texas State University</i>			754	170,297.76			
State Wildlife Grants	15.634						15,994.58
<i>Pass-Through To:</i> <i>Stephen F. Austin State University</i>			755	15,994.58			
State Wildlife Grants	15.634						(4.69)
<i>Pass-Through To:</i> <i>University of Houston - Clear Lake</i>			759	(4.69)			
State Wildlife Grants	15.634						71,247.37
<i>Pass-Through To:</i> <i>Texas A&M University - Corpus Christi</i>			760	71,247.37			
<u>Pass-Through From:</u> Cooperative Landscape Conservation	15.669					14,746.62	14,746.62
<i>Pass-Through From:</i> <i>Texas A&M AgriLife Research</i>							
Totals - U.S. Department of the Interior				\$ 1,630,573.03	\$ -	\$ 14,746.62	\$ 1,645,319.65
U.S. Department of Agriculture							
<u>Direct Programs:</u> Voluntary Public Access and Habitat Incentive Program	10.093						\$ 132,647.58
<i>Pass-Through To:</i> <i>Texas Tech University</i>			733	132,647.58			
Totals - U.S. Department of Agriculture				\$ 132,647.58	\$ -	\$ -	\$ 132,647.58
Highway Planning and Construction Cluster							
U.S. Department of Transportation							
<u>Direct Programs:</u> Recreational Trails Program	20.219				\$ 2,671,272.60	\$ 615,398.36	\$ 3,286,670.96
Totals - U.S. Department of Transportation				\$ -	\$ 2,671,272.60	\$ 615,398.36	\$ 3,286,670.96
Fish and Wildlife Cluster							
U.S. Department of the Interior							
<u>Direct Programs:</u> Sport Fish Restoration Program	15.605				\$ 1,876,168.35	\$ 15,127,901.60	\$ 17,004,069.95
Wildlife Restoration and Basic Hunter Education	15.611				420,184.00	20,043,866.72	20,464,050.72
Wildlife Restoration and Basic Hunter Education	15.611						73,407.99
<i>Pass-Through To:</i> <i>Texas A&M AgriLife Extension Service</i>			555	73,407.99			
Wildlife Restoration and Basic Hunter Education	15.611						302,961.75
<i>Pass-Through To:</i> <i>Texas A&M AgriLife Research</i>			556	302,961.75			
Wildlife Restoration and Basic Hunter Education	15.611						253,285.90
<i>Pass-Through To:</i> <i>Texas A&M University - Kingsville</i>			732	253,285.90			
Wildlife Restoration and Basic Hunter Education	15.611						80,407.83
<i>Pass-Through To:</i> <i>Sul Ross State University</i>			756	80,407.83			
Totals - U.S. Department of the Interior				\$ 710,063.47	\$ 2,296,352.35	\$ 35,171,768.32	\$ 38,178,184.14
Total Expenditures of Federal Awards				\$ 2,521,709.83	\$ 9,531,195.85	\$ 46,780,381.49	\$ 58,833,287.17

Texas Parks and Wildlife Department (802)
Schedule 1A - Schedule of Expenditures of Federal Awards (Concluded)
 For the fiscal year ended August 31, 2016

Below is a reconciliation of the total of federal pass-through and federal expenditures as reported on the Schedule of Expenditures of Federal Awards to the total of federal revenues and federal pass-through revenues as reported in the general purpose financial statements.

Per COMBINED STATEMENT OF REVENUES, EXPENDITURES, AND	
CHANGES IN FUND BALANCE/STATEMENT OF ACTIVITIES - Governmental Funds	
Federal Revenue (EXHIBIT II)	\$58,240,667.45
Federal Pass-Through Revenue (EXHIBIT II)	<u>1,500,707.04</u>
Total Federal Revenue and Federal Pass-Through Revenue	59,741,374.49
Reconciliation Items	
Non-monetary Items:	
Donation of Federal Surplus Personal Property	9,307.01
Other Reconciling Items:	
Federal revenue received on the fixed fee basis contract	(64,249.51)
Federal revenue received under a vendor relationship between agency and the federal government	(919,802.00)
Deferred Revenue	66,657.18
Total Pass Through and Expenditures per Federal Schedule	<u>\$58,833,287.17</u>

Texas Parks and Wildlife Department (802)
Schedule 1B - Schedule of State Grant Pass-Throughs From/To State Agencies
For the Year Ended August 31, 2016

<u>Pass-through From</u>	<u>Grant ID</u>	<u>Agency Number</u>	<u>Amount</u>
Operation Secure Texas DPS Texas Department of Public Safety	405.0016	405	\$ 2,078,339.27
Feral Hog Abatement Grant Department of Agriculture	551.0008	551	44,752.08
WSC - Research Texas Water Development Board	580.0019	580	131,200.34
Water Supply Enhancement State Soil and Water Conservation Board	592.0002	592	18,481.41
Total Pass-Through from Other Agencies (Exh. II):			<u><u>\$ 2,272,773.10</u></u>

<u>Pass-through To</u>	<u>Grant ID</u>	<u>Agency Number</u>	<u>Amount</u>
Nacogdoches Naturally COOP Stephen F. Austin State University	802.0035	755	\$ 6,602.22
South Texas Artificial Reef Monitoring - Fish Community Assessment Texas A&M University - Corpus Christi	802.0049	760	10,989.76
Genotyping Work for Hatchery Broodfish Texas A&M University - Corpus Christi	802.0051	760	9,949.81
Integrated Monitoring and Modeling Texas A&M AgriLife Research	802.0052	556	538.92
Stocking of warm water fishes Texas A&M AgriLife Research	802.0060	556	(7,500.27)
447275 HEG Native Grassland Restoration Texas A&M University - Kingsville	802.0069	732	1,899.24
443017 Biomass and Community Structure of Reef Fishes on TPWD Artificial Reefs in North Texas Texas A&M University at Galveston	802.0070	718	17,839.12
445674 Orchid Conservation: Species Status Assessments and Field Biology Texas Tech University	802.0074	733	0.02
445675 HEG Quail Habitat Improvements on Private Lands in the Rolling Plains of Texas Texas Tech University	802.0075	733	(111.24)
448591 Upland Game Bird Habitat Enhancement and Texas AgriLife reversing the Quail Decline Initiative Texas A&M AgriLife Extension Service	802.0078	555	807.13
447273 HEG Clay County Habitat Corridor University of North Texas	802.0079	752	62,127.23

Texas Parks and Wildlife Department (802)
Schedule 1B - Schedule of State Grant Pass-Throughs From/To State Agencies (Continued)
For the Year Ended August 31, 2016

<u>Pass-through To</u>	<u>Grant ID</u>	<u>Agency Number</u>	<u>Amount</u>
443971 Small Mammal Response and Recovery from Wildfire at Bastrop State Park West Texas A&M University	802.0080	757	6,877.76
448665 Assessing Distribution and Abundance of White-Tipped Dove in the Lower Rio Grande Valley of Texas Tarleton State University	802.0081	713	9,123.59
452801 Socio-Economic Study of SCUBA Diving on Texas Artificial Reefs Texas A&M University - Corpus Christi	802.0088	760	21,378.51
469343 Rapid Response to Texas Flooding 2015 Texas A&M University	802.0089	711	881.04
455307 The Mammals of Palo Pinto Mountains State Park Tarleton State University	802.0090	713	8,458.62
452461 Application of UAV Based Remote Sensing for Evaluation of Wetland Vegetation Monitoring Texas State University	802.0091	754	17,505.51
461333 Molecular and Morphological Analysis of Stygobromus species near San Marcos, Texas Texas State University	802.0092	754	8,191.91
453276 Waterfowl Use and Carrying Capacity of Stock Ponds in the Oaks and Prairies and Rolling Plains of Texas Texas Tech University	802.0093	733	84,354.61
464408 Hill Country STEM Natural Resource Adventures Texas Tech University	802.0095	733	30,613.12
468692 Guadalupe Benthics Texas State University	802.0096	754	17,353.65
454264 Houston Toad Response to Ongoing Habitat Restoration in Bastrop State Park, Bastrop County, Texas Texas State University	802.0097	754	6,174.89
454585 Effects of Resource Availability on Wildfire Recovery Rates and Emerging Vegetation Patterns in Bastrop State Park Texas A&M AgriLife Research	802.0098	556	31,888.00
461147 Native Aquatic Vegetation Restoration and Effects of Native Aquatic Vegetation Restoration on Fish and Wildlife Communities in Texas Reservoirs Texas A&M AgriLife Research	802.0099	556	70,881.07
465162 2015 Texas Licensed Angler Survey Texas A&M AgriLife Research	802.0100	556	22,759.04
460487 Mussel Data Collection in the Middle Trinity River Texas A&M AgriLife Research	802.0101	556	33,906.94
460316 A Texas Golden Glades-Based Analysis of Weches Glades in San Augustine and Sabine County, Texas University of Texas at Tyler	802.0104	750	979.13

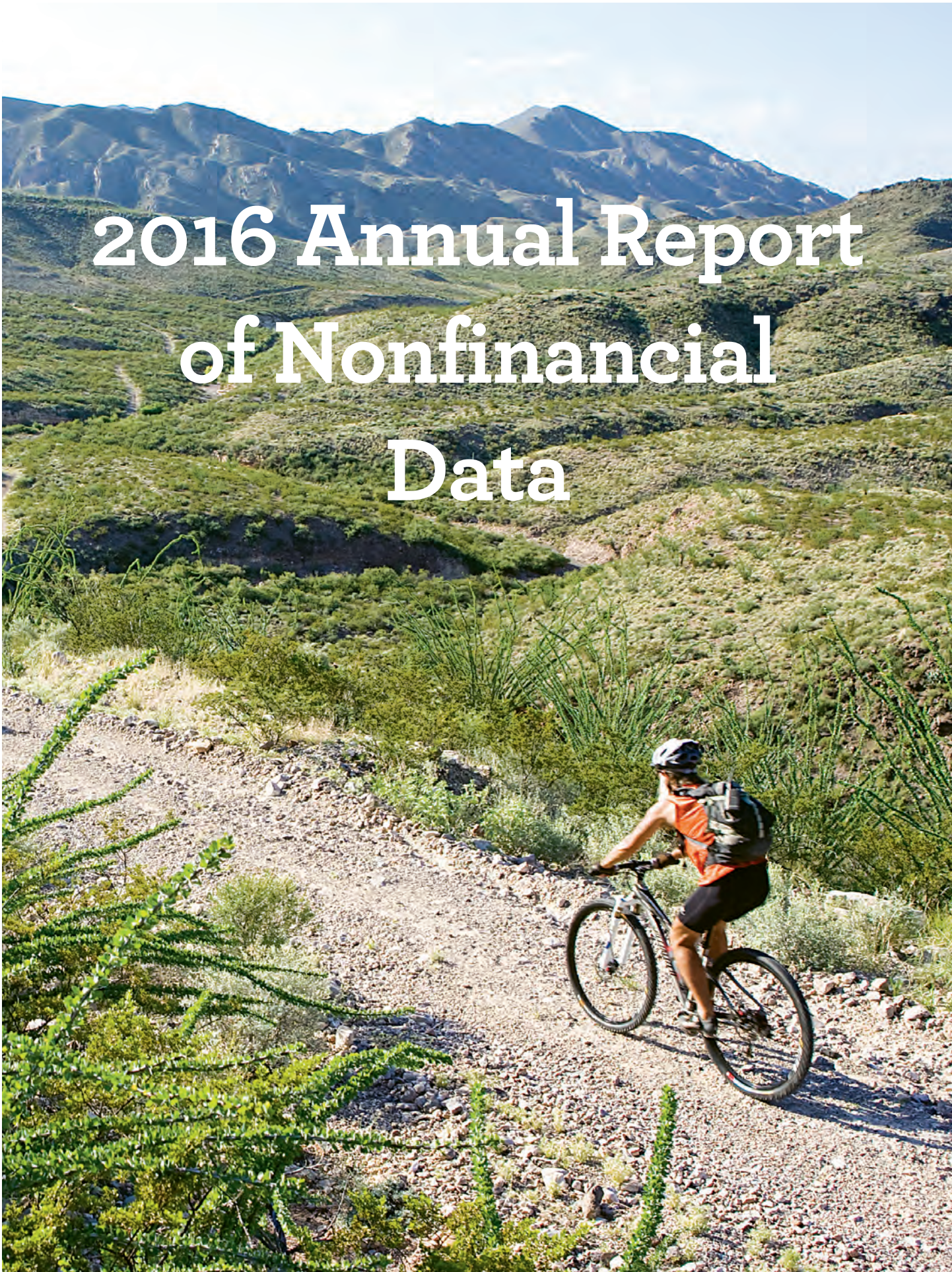
Texas Parks and Wildlife Department (802)
Schedule 1B - Schedule of State Grant Pass-Throughs From/To State Agencies (Continued)
For the Year Ended August 31, 2016

<u>Pass-through To</u>	<u>Grant ID</u>	<u>Agency Number</u>	<u>Amount</u>
483138 Monitoring Hydrologic Effects of Salt Cedar Control in the Upper Brazos River Basin, Texas University of Texas at Austin	802.0105	721	22,074.14
448787 Landowner Attitudes Towards Bobwhite/Grassland Birds Conservation and Incentive Programs in Texas Texas A&M AgriLife Research	802.0106	556	40,931.40
467383 Integrated Monitoring and Modeling Strategy Texas A&M AgriLife Research	802.0107	556	27,902.46
475613 Genomics Case Study of Texas White-tailed Deer (<i>Odocoileus virginianus</i>) Naturally affected with Chronic Wasting Disease Texas A&M AgriLife Research	802.0108	556	1,110.77
476296 Potential Influence of Exchanges between the Lower Guadalupe River and Oxbow Lakes on Food Web Dynamics Texas A&M AgriLife Research	802.0109	556	20,557.87
470635 Control of Giant Salvinia (<i>Salvinia molesta</i>) with an Endocide Stephen F. Austin State University	802.0110	755	79,663.51
469859 Pilot-scale Implementation of North American Bat Monitoring Program in Texas Stephen F. Austin State University	802.0111	755	4,972.26
445745 Identifying Habitat Features Supporting Eastern Wild Turkey Populations in Texas Stephen F. Austin State University	802.0112	755	11,025.86
477037 Funding for the Migratory Game Bird Faculty Position Tarleton State University	802.0113	713	32,718.25
470262 Movement and Ecology of Mid-Continent White-fronted Geese Texas A&M University - Kingsville	802.0116	732	99,071.34
472736 Habitat Use of Sandhill Cranes Wintering Along the Texas Coast Texas A&M University - Kingsville	802.0117	732	46,461.55
479647 Restoring Habitat and Increasing Conservation Capacity for Monarch Butterflies on Public and Private Lands in Texas Texas A&M University - Kingsville	802.0118	732	6,970.90
476549 Community Structure, Habitat Use, and Connectivity of Reef Fishes on TPWD Artificial Reefs Texas A&M University at Galveston	802.0119	718	239,121.41
454434 Development and Evaluation of Prototype Feral Pig Toxicants Sul Ross State University	802.0120	756	17,122.33
465083 TAMUCC Outdoor Education Program Texas A&M University - Corpus Christi	802.0121	760	3,573.57

Texas Parks and Wildlife Department (802)
Schedule 1B - Schedule of State Grant Pass-Throughs From/To State Agencies (Concluded)
For the Year Ended August 31, 2016

<u>Pass-through To</u>	<u>Grant ID</u>	<u>Agency Number</u>	<u>Amount</u>
474362 South Texas Artificial Reef Research (STARR) Program: Fish Community Assessment and Reef Site Evaluations - Phase III Texas A&M University - Corpus Christi	802.0122	760	228,100.47
467067 Artificial Reef Biological Monitoring and Research Program - Phase II University of Texas Rio Grande Valley	802.0123	746	2,869.25
474944 Rio Grande Valley Reefing Site Pre- and Post-Deployment Monitoring University of Texas Rio Grande Valley	802.0124	746	98,898.53
475342 Artificial Reef Biological Monitoring and Research Program FY 2016-2017 University of Texas Rio Grande Valley	802.0125	746	266,815.14
478596 Enhancing Habitat for Endangered Red-crown Parrots in Texas University of Texas Rio Grande Valley	802.0126	746	14,142.28
472472 Reestablish Growth of Quail Populations Texas A&M AgriLife Extension Service	802.0127	555	1,000,000.00
477778 Chronic Wasting Disease Outreach and Education Texas A&M AgriLife Extension Service	802.0128	555	4,529.92
482448 School for Outdoor Environmental Science Adventures Texas A&M AgriLife Extension Service	802.0129	555	1,452.52
484693 Assessing the Risk of Dreissenid Mussel Invasion in Texas based on Lake Physical Characteristics and Potential for Downstream Dispersal Texas Tech University	802.0130	733	291.16
474120 Floodplain Inundation Analysis of the Lower Guadalupe River Linking Hydrology and Floodplain-dependent Resources Texas State University	802.0131	754	40,766.74
Total Pass-Through to Other Agencies (Exh. II):			<u>\$ 2,785,612.96</u>

2016 Annual Report of Nonfinancial Data





Life's better outside.®

November 18, 2016

Commissioners

T. Dan Friedkin
Chairman
Houston

Ralph H. Duggins
Vice-Chairman
Fort Worth

Anna B. Galo
Laredo

Bill Jones
Austin

Jeanne W. Latimer
San Antonio

James H. Lee
Houston

S. Reed Morlan
Houston

Dick Scott
Wimberley

Kelcy L. Warren
Dallas

Lee M. Bass
Chairman-Emeritus
Fort Worth

Carter P. Smith
Executive Director

The Honorable Greg Abbott, Governor
P.O. Box 12428
Austin, TX 78711

Ms. Lisa Collier, CPA, First Assistant State Auditor
State Auditor's Office
P.O. Box 12067
Austin, TX 78711-2067

Ms. Ursula Parks, Director
Legislative Budget Board
P.O. Box 12666
Austin, TX 78711-2666

Dear Governor Abbott, Ms. Collier and Ms. Parks:

We are pleased to submit the Texas Parks and Wildlife Department's *Annual Report of Nonfinancial Data* for the year ended August 31, 2016, in compliance with Texas Government Code Annotated, Section 2101.0115 and in accordance with the instructions for completing the Annual Report of Nonfinancial Data.

The accompanying report has not been audited and is considered to be independent of the agency's *Annual Financial Report*.

If you have questions, please contact Ms. Sylvette L. Ford at (512) 389-4719. Thank you.

Sincerely,

Michael J. Jensen
Chief Financial Officer

Texas Parks and Wildlife Department (802)
Schedule of Professional/Consulting Fees and Legal Service Fees
For the fiscal year ended August 31, 2016

NAME	TYPE OF SERVICES RENDERED	AMOUNT
PROFESSIONAL/CONSULTING FEES		
22ND CENTURY STAFFING, INC.	INFORMATION TECHNOLOGY SERVICES	\$ 36,977.68
360TRAINING.COM, INC.	EDUCATIONAL/TRAINING SERVICES	79.00
ACADIAN AMBULANCE SERVICE, INC.	OTHER PROFESSIONAL SERVICES	166.95
ADAMS MARINE SEMINARS, INC.	EDUCATIONAL/TRAINING SERVICES	395.00
ADKINS VETERINARY SERVICE	VETERINARY SERVICES	88.50
AGUIRRE CORPORATION	OTHER PROFESSIONAL SERVICES	11,843.27
AIC AUTOMATION, L.L.C.	INFORMATION TECHNOLOGY SERVICES	800.00
ALAN FIELDING ELECTRIC, L.L.C.	OTHER PROFESSIONAL SERVICES	3,500.00
ALICE DENDINGER ALLIANCE GROUP	EDUCATIONAL/TRAINING SERVICES	8,244.01
ALL PRO AQUATIC & WEED CONTROL	OTHER PROFESSIONAL SERVICES	33,900.00
ALLIED AGRICULTURAL SERVICES, INC.	OTHER PROFESSIONAL SERVICES	38.75
ALTAS PALMAS ANIMAL CLINIC, INC.	VETERINARY SERVICES	1,827.75
ALVARADO VETERINARY CLINIC	VETERINARY SERVICES	382.00
ALVIN A. TAYLOR	EDUCATIONAL/TRAINING SERVICES	732.45
AMATERRA ENVIRONMENTAL, INC.	OTHER PROFESSIONAL SERVICES	831.00
AMERICAN RED CROSS	EDUCATIONAL/TRAINING SERVICES	3,600.00
AMERICAN YOUTH WORKS	EDUCATIONAL/TRAINING SERVICES	225.00
ANCHOR COMPUTER, INC.	DATA PROCESSING SERVICES	440.74
ANGELINA COUNTY JUNIOR COLLEGE DISTRICT	EDUCATIONAL/TRAINING SERVICES	25.00
ANGELINA-NACOGDOCHES COUNTIES WCID # 1	EDUCATIONAL/TRAINING SERVICES	15.00
APEX COLLISION CENTER, L.P.	OTHER PROFESSIONAL SERVICES	350.00
APEX SYSTEMS, INC.	INFORMATION TECHNOLOGY SERVICES	51,085.00
ARCHITECTURAL ENGINEERS COLLABORATIVE, L.L.C.	ARCHITECTURAL/ENGINEERING SERVICES	2,430.00
ARROWHEAD WELL SERVICE & CONSTRUCTION, L.L.C.	OTHER PROFESSIONAL SERVICES	725.00
AUSTIN COMMUNITY COLLEGE	EDUCATIONAL/TRAINING SERVICES	946.00
AUSTIN RIBBON & COMPUTER SUPPLIES	EDUCATIONAL/TRAINING SERVICES	12,967.60
AUSTIN VETERINARY DERMATOLOGY & ALLERGY, P.L.L.C.	VETERINARY SERVICES	21.20
AUTOMATED LOGIC CONTRACTING SERVICES, INC.	OTHER PROFESSIONAL SERVICES	301.00
BANDERA COUNTY	MEDICAL SERVICES	250.00
BEARD VETERINARY CLINIC, P.C.	VETERINARY SERVICES	1,600.58
BENJAMIN L. KOLLODZIEJ	OTHER PROFESSIONAL SERVICES	25.00
BENNETT BENNER PETTIT, INC.	OTHER PROFESSIONAL SERVICES	3,391.90
BILL CLARK PEST CONTROL	OTHER PROFESSIONAL SERVICES	400.00
BILLY M. MILLER, JR.	OTHER PROFESSIONAL SERVICES	1,250.00
BIODIVERSITY WORKS	EDUCATIONAL/TRAINING SERVICES	170.00
BIOSOLIDS MANAGEMENT, INC.	ARCHITECTURAL/ENGINEERING SERVICES	390.00
BIO-WEST, INC.	OTHER PROFESSIONAL SERVICES	25,397.34
BRAESWOOD OCCUPATIONAL MEDICAL CLINIC	MEDICAL SERVICES	16,602.88
BRANDON R. ROSE	MEDICAL SERVICES	161.00
BRENT ALLEN MOSELEY	CONSULTANT SERVICES - OTHER	200.00
BRIGGS EQUIPMENT, INC.	EDUCATIONAL/TRAINING SERVICES	1,117.38
BRYAN C. REED	MEDICAL SERVICES	120.00
C&T CONSULTING SERVICES, L.L.P.	INFORMATION TECHNOLOGY SERVICES	20,183.75
CANTON VETERINARY CLINIC, INC.	VETERINARY SERVICES	431.04
CAPITAL AREA COUNCIL OF GOVERNMENTS	EDUCATIONAL/TRAINING SERVICES	170.00
CAPITAL AREA OCCUPATIONAL MEDICINE P.L.L.C. D/B/A ST DAVIDS OCCUPATIONAL HEALTH SERVICE	MEDICAL SERVICES	2,639.70
CAREERTRACK, INC.	EDUCATIONAL/TRAINING SERVICES	384.00
CARTER DESIGN ASSOCIATES, INC.	ARCHITECTURAL/ENGINEERING SERVICES	29,390.00
CBCINNOVIS	OTHER PROFESSIONAL SERVICES	6.20
CENTRAL FLYWAY COUNCIL, INC.	OTHER PROFESSIONAL SERVICES	60,910.00
CHANDRA TECHNOLOGIES, INC.	INFORMATION TECHNOLOGY SERVICES	83,473.60
CHRIS D. DUREE	MEDICAL SERVICES	254.22
CHRIS PAUL STAUTZENBERGER	EDUCATIONAL/TRAINING SERVICES	149.00
CITY OF PRESIDIO	ARCHITECTURAL/ENGINEERING SERVICES	65.70
CITY OF WACO	OTHER PROFESSIONAL SERVICES	19.20
CLASSEN-BUCK SEMINARS, INC.	EDUCATIONAL/TRAINING SERVICES	921.00
CLEVERBRIDGE AG	OTHER PROFESSIONAL SERVICES	700.00
COLLIN COUNTY COMMUNITY COLLEGE DISTRICT	EDUCATIONAL/TRAINING SERVICES	80.00
COMPTROLLER OF PUBLIC ACCOUNTS	EDUCATIONAL/TRAINING SERVICES	1,000.00
COMPTROLLER OF PUBLIC ACCOUNTS	OTHER PROFESSIONAL SERVICES	12,760.80
COOPER CONSULTING COMPANY	INFORMATION TECHNOLOGY SERVICES	145,894.04
CROCKETT VETERINARY HOSPITAL, INC.	VETERINARY SERVICES	468.23
CTN EDUCATIONAL SERVICES, INC.	EDUCATIONAL/TRAINING SERVICES	495.00
CYNTHIA J. PARR	OTHER PROFESSIONAL SERVICES	164.25
DANIEL C. VALDEZ, M.D.	OTHER PROFESSIONAL SERVICES	2,600.00
DANIEL J. FRITZ	VETERINARY SERVICES	562.20
DATA PROJECTIONS	INFORMATION TECHNOLOGY SERVICES	882.02
DAVID SCOTT MCINTOSH	OTHER PROFESSIONAL SERVICES	657.60
DECATUR HOSPITAL AUTHORITY	EDUCATIONAL/TRAINING SERVICES	300.00
DEFENSIVE DRIVING.COM	EDUCATIONAL/TRAINING SERVICES	180.00
DEPARTMENT OF INFORMATION RESOURCES	COMPUTER SERVICES - STATEWIDE TECH CENTER	4,029,983.12
DESERT SNOW, L.L.C.	EDUCATIONAL/TRAINING SERVICES	2,360.00
DEVINEY A/C, INC.	OTHER PROFESSIONAL SERVICES	50.00
DICK CLARK ARCHITECTURE GP, L.L.C. D/B/A DICK CLARK & ASSOCIATES	OTHER PROFESSIONAL SERVICES	6,730.00
DIVE RITE	EDUCATIONAL/TRAINING SERVICES	175.00
DIVERS ALERT NETWORK, INC.	EDUCATIONAL/TRAINING SERVICES	175.00

Texas Parks and Wildlife Department (802)
Schedule of Professional/Consulting Fees and Legal Service Fees (Continued)
For the fiscal year ended August 31, 2016

NAME	TYPE OF SERVICES RENDERED	AMOUNT
PROFESSIONAL/CONSULTING FEES		
DONALD RAY ALLEN	VETERINARY SERVICES	619.00
DORIANN GIBSON	EDUCATIONAL/TRAINING SERVICES	755.25
DUSTIN MILLER	EDUCATIONAL/TRAINING SERVICES	225.00
E-CONSULTING, INC.	INFORMATION TECHNOLOGY SERVICES	10,830.96
ELISHEA GAY SMITH	OTHER PROFESSIONAL SERVICES	1,875.00
EMILY BACA	EDUCATIONAL/TRAINING SERVICES	461.13
ENERGY ENGINEERING	ARCHITECTURAL/ENGINEERING SERVICES	4,120.00
ENFOLD SYSTEMS, INC.	INFORMATION TECHNOLOGY SERVICES	17,000.00
ENPROTEC/HIBBS & TODD, INC.	OTHER PROFESSIONAL SERVICES	800.00
ENVIRONMENTAL SYSTEMS RESEARCH INSTITUTE, INC.	DATA PROCESSING SERVICES	14,493.35
ERIN M. WEHLAND	MEDICAL SERVICES	25.00
EVENTBRITE, INC.	EDUCATIONAL/TRAINING SERVICES	35.00
FBI NATIONAL ACADEMY ASSOCIATION OF TEXAS	EDUCATIONAL/TRAINING SERVICES	1,000.00
FORD, POWELL & CARSON ARCHITECTS & PLANNERS, INC.	ARCHITECTURAL/ENGINEERING SERVICES	23,638.65
GARNER ENVIRONMENTAL SERVICES, INC.	EDUCATIONAL/TRAINING SERVICES	1,603.37
GENE H. CHISUM II, R.S.	CONSULTANT SERVICES - OTHER	500.00
GEOSPATIAL EXPERTS	OTHER PROFESSIONAL SERVICES	1,206.00
GLOCK PROFESSIONAL, INC.	EDUCATIONAL/TRAINING SERVICES	500.00
GOVERNMENT PROCUREMENT CONNECTIONS	EDUCATIONAL/TRAINING SERVICES	490.00
GRAEBER SIMMONS & COWAN, INC.	ARCHITECTURAL/ENGINEERING SERVICES	40,294.16
HACH COMPANY	EDUCATIONAL/TRAINING SERVICES	800.00
HALFF ASSOCIATES, INC.	ARCHITECTURAL/ENGINEERING SERVICES	36,627.76
HALFF ASSOCIATES, INC.	OTHER PROFESSIONAL SERVICES	98,405.24
HALFMOON EDUCATION, INC.	EDUCATIONAL/TRAINING SERVICES	1,016.00
HDR ENGINEERING, INC.	ARCHITECTURAL/ENGINEERING SERVICES	14,423.38
HEATON ELECTRIC, L.L.C.	OTHER PROFESSIONAL SERVICES	2,675.00
HEATVISION.COM, INC.	EDUCATIONAL/TRAINING SERVICES	89.00
HILDERBRAND LAND SURVEYING, INC.	OTHER PROFESSIONAL SERVICES	1,800.00
HMG & ASSOCIATES, INC.	ARCHITECTURAL/ENGINEERING SERVICES	1,980.00
HOUSTON TOMORROW	EDUCATIONAL/TRAINING SERVICES	275.00
IG IGLOO HOLDINGS, INC.	INFORMATION TECHNOLOGY SERVICES	126,672.00
INFOJINI, INC.	INFORMATION TECHNOLOGY SERVICES	178,136.25
INNOVATION EVENT MANAGEMENT, L.P.	EDUCATIONAL/TRAINING SERVICES	120.00
J & J OILFIELD ELECTRIC COMPANY, INC.	OTHER PROFESSIONAL SERVICES	513.45
JACKS LOCK AND SAFE, INC.	OTHER PROFESSIONAL SERVICES	165.00
JAMES L. VANCE	EDUCATIONAL/TRAINING SERVICES	3,333.00
JANE RUPP D/B/A VOICES OF THE WORLD SPEECH THERAPY	EDUCATIONAL/TRAINING SERVICES	(4,050.00)
JEFFREY D. PALMER D/B/A EMERGENCY CARE INSTRUCTION FOR LIFE	EDUCATIONAL/TRAINING SERVICES	245.00
JENNIFER TROWBRIDGE	EDUCATIONAL/TRAINING SERVICES	495.00
JERRY F. UNDERBRINK, D.V.M., P.C.	VETERINARY SERVICES	471.46
JIMMIE L. CAUGHRON	EDUCATIONAL/TRAINING SERVICES	3,150.00
JOHN BUNKER SANDS WETLAND CENTER, INC.	EDUCATIONAL/TRAINING SERVICES	30.00
JOHN CLARK	OTHER PROFESSIONAL SERVICES	100.00
JOHN E. REID AND ASSOCIATES, INC.	EDUCATIONAL/TRAINING SERVICES	1,100.00
JON J. GARRISON	MEDICAL SERVICES	55.00
JONES AND BARTLETT PUBLISHERS, INC.	EDUCATIONAL/TRAINING SERVICES	110.61
JONES AND CARTER, INC.	ARCHITECTURAL/ENGINEERING SERVICES	9,036.86
JT & A, INC.	EDUCATIONAL/TRAINING SERVICES	4,330.00
JUSTIN SEMPSROTT	EDUCATIONAL/TRAINING SERVICES	758.44
K2 SERVICES, L.L.C.	OTHER PROFESSIONAL SERVICES	308.72
KATHRYN A. KRAFTEN	EDUCATIONAL/TRAINING SERVICES	300.00
KIDFISH FOUNDATION, INC.	EDUCATIONAL/TRAINING SERVICES	3,500.00
KLEINFELDER CENTRAL, INC.	ARCHITECTURAL/ENGINEERING SERVICES	3,091.09
LARRY E. FRANKE	EDUCATIONAL/TRAINING SERVICES	200.00
LOIS ANNE BALIN	MEDICAL SERVICES	300.00
LSET, INC.	EDUCATIONAL/TRAINING SERVICES	682.50
LYNDA FOLTS	EDUCATIONAL/TRAINING SERVICES	230.00
MARGARET LEARY, D.V.M., P.C.	VETERINARY SERVICES	308.94
MARICELA RAMIREZ	EDUCATIONAL/TRAINING SERVICES	270.00
MARVIN LEE WILLIAMS	EDUCATIONAL/TRAINING SERVICES	2,000.00
MASON COUNTY	MEDICAL SERVICES	50.00
MATSONS LABORATORY, L.L.C.	VETERINARY SERVICES	900.40
MCNAMARA CUSTOM SERVICES, INC.	OTHER PROFESSIONAL SERVICES	2,501.58
MEDIC FIRST AID INTERNATIONAL, INC.	EDUCATIONAL/TRAINING SERVICES	390.37
MICHAEL G. OBRIEN	CONSULTANT SERVICES - OTHER	1,950.00
MICHAEL KAMEN	EDUCATIONAL/TRAINING SERVICES	140.00
MICHAEL RAY GENTRY	EDUCATIONAL/TRAINING SERVICES	89.27
MID COUNTY PLUMBING, L.L.C.	OTHER PROFESSIONAL SERVICES	508.99
MIKE LAMBERT	OTHER PROFESSIONAL SERVICES	600.00
MILLERS SERVICE COMPANY	OTHER PROFESSIONAL SERVICES	211.05
MILTON L. FEARN	EDUCATIONAL/TRAINING SERVICES	483.20
MOMENTUM MANAGEMENT GROUP, INC.	EDUCATIONAL/TRAINING SERVICES	999.05
MWM DESIGN GROUP, INC.	ARCHITECTURAL/ENGINEERING SERVICES	7,914.41
NAISMITH ENGINEERING, INC.	ARCHITECTURAL/ENGINEERING SERVICES	4,538.90
NATIONAL PRESERVATION INSTITUTE	EDUCATIONAL/TRAINING SERVICES	550.00
NATIONAL TECHNICAL INVESTIGATOR'S ASSOCIATION	EDUCATIONAL/TRAINING SERVICES	25.00

Texas Parks and Wildlife Department (802)
Schedule of Professional/Consulting Fees and Legal Service Fees (Continued)
For the fiscal year ended August 31, 2016

NAME	TYPE OF SERVICES RENDERED	AMOUNT
PROFESSIONAL/CONSULTING FEES		
NATIVE AMERICAN SEED	OTHER PROFESSIONAL SERVICES	4,995.00
NEIL TAPPS	EDUCATIONAL/TRAINING SERVICES	690.00
NEUBUS, INC.	DATA PROCESSING SERVICES	21,296.89
NF CONSULTING SERVICES	INFORMATION TECHNOLOGY SERVICES	58,625.00
NIGP	EDUCATIONAL/TRAINING SERVICES	545.20
NORTHWEST ENVIRONMENTAL TRAINING CENTER	EDUCATIONAL/TRAINING SERVICES	852.00
NVA AMARILLO VETERINARY MANAGEMENT, INC.	VETERINARY SERVICES	18.60
OCCUPATIONAL HEALTH CENTERS OF THE SOUTHWEST P.A.	MEDICAL SERVICES	3,645.00
OPERATIONAL SUPPORT SERVICES, INC.	EDUCATIONAL/TRAINING SERVICES	1,533.00
OSP SHOOTING SCHOOL, LTD.	EDUCATIONAL/TRAINING SERVICES	600.00
P.E. STRUCTURAL CONSULTANTS, INC.	ARCHITECTURAL/ENGINEERING SERVICES	20,383.91
PADI AMERICAS	EDUCATIONAL/TRAINING SERVICES	174.00
PARK UNIVERSITY ENTERPRISES, INC.	EDUCATIONAL/TRAINING SERVICES	398.00
PAUL C. HAMMERSCHMIDT	EDUCATIONAL/TRAINING SERVICES	2,393.00
PAYPAL	EDUCATIONAL/TRAINING SERVICES	50.00
PEDERNALES VETERINARY CENTER, L.L.C.	VETERINARY SERVICES	174.60
PMDM, L.L.C.	OTHER PROFESSIONAL SERVICES	30.00
PRELUDE SYSTEMS, INC.	INFORMATION TECHNOLOGY SERVICES	16,535.70
PROFESSIONAL SERVICE INDUSTRIES, INC.	ARCHITECTURAL/ENGINEERING SERVICES	10,525.00
PROFESSIONAL SERVICE INDUSTRIES, INC.	OTHER PROFESSIONAL SERVICES	12,095.60
PROFILES INTERNATIONAL, INC.	EDUCATIONAL/TRAINING SERVICES	2,925.00
PROGRESSIVE WASTE SOLUTIONS OF TEXAS, INC.	ARCHITECTURAL/ENGINEERING SERVICES	(8,026.55)
PUBLIC AGENCY TRAINING COUNCIL, INC.	EDUCATIONAL/TRAINING SERVICES	475.00
RABA KISTNER CONSULTANTS, INC.	ARCHITECTURAL/ENGINEERING SERVICES	3,240.30
RAINMAKER DOCUMENT TECHNOLOGIES, INC.	DATA PROCESSING SERVICES	2,994.46
RALPH TIMS	EDUCATIONAL/TRAINING SERVICES	300.00
RAVEN ENVIRONMENTAL SERVICES, INC.	CONSULTANT SERVICES - OTHER	2,452.53
RAVEN ENVIRONMENTAL SERVICES, INC.	OTHER PROFESSIONAL SERVICES	73,741.05
RECREATIONAL EQUIPMENT, INC.	EDUCATIONAL/TRAINING SERVICES	1,147.50
RELIAS LEARNING, L.L.C.	EDUCATIONAL/TRAINING SERVICES	35.00
REPUBLIC SERVICES, INC.	OTHER PROFESSIONAL SERVICES	167.31
ROBERT N. NORTON	EDUCATIONAL/TRAINING SERVICES	3,625.00
RUSH PHARR ENTERPRISES, P.L.L.C.	VETERINARY SERVICES	111.50
RUSSELL S. CALVIN	OTHER PROFESSIONAL SERVICES	120.00
S&S TRAIL SERVICES, L.L.C.	OTHER PROFESSIONAL SERVICES	4,995.00
SAFARILAND, L.L.C.	EDUCATIONAL/TRAINING SERVICES	1,790.00
SALADIN PUMP & EQUIPMENT COMPANY, INC.	OTHER PROFESSIONAL SERVICES	1,168.00
SANDRA JOHNSON	EDUCATIONAL/TRAINING SERVICES	140.00
SCHAUMBURG & POLK, INC.	ARCHITECTURAL/ENGINEERING SERVICES	2,950.04
SCHAUMBURG & POLK, INC.	OTHER PROFESSIONAL SERVICES	2,598.00
SCHNEIDER ELECTRIC BUILDINGS AMERICAS, INC.	ARCHITECTURAL/ENGINEERING SERVICES	8,540.30
SCOTT M. BAGE, P.C.	OTHER PROFESSIONAL SERVICES	400.00
SEPARATION SYSTEMS CONSULTANTS, INC.	OTHER PROFESSIONAL SERVICES	4,146.75
SIMON J. CHAVEZ	MEDICAL SERVICES	25.00
SKINNY CAT SOFTWARE, L.L.C. D/B/A ELEMENT LEARNING MANAGEMENT SOLUTIONS	DATA PROCESSING SERVICES	96,125.00
SOHNS CONSTRUCTION, L.L.C.	OTHER PROFESSIONAL SERVICES	3,500.00
SOUTHEASTERN ASSOCIATION OF FISH AND WILDLIFE AGENCIES	CONSULTANT SERVICES - OTHER	5,000.00
SOUTHEASTERN ASSOCIATION OF FISH AND WILDLIFE AGENCIES	EDUCATIONAL/TRAINING SERVICES	10,000.00
SOUTHWEST FLUID PRODUCTS, INC.	OTHER PROFESSIONAL SERVICES	800.00
SPECIALIZED SAFETY TRAINING, INC.	EDUCATIONAL/TRAINING SERVICES	900.00
SPUR VETERINARY HOSPITAL	VETERINARY SERVICES	2,467.30
STACY BUMGARDNER, D.V.M., P.L.L.C.	VETERINARY SERVICES	292.10
STANLEY D. SMOOTE, PHD.	MEDICAL SERVICES	17,375.00
STAR LOCKTECHS	OTHER PROFESSIONAL SERVICES	1,000.00
STEPHAN NELLE	EDUCATIONAL/TRAINING SERVICES	2,550.00
STEVE HOLLOWAY	OTHER PROFESSIONAL SERVICES	211.00
STEVEN SINGLETON	OTHER PROFESSIONAL SERVICES	354.50
SURVEYING AND MAPPING, INC.	OTHER PROFESSIONAL SERVICES	31,066.80
TALIA DEE PESCHKA	MEDICAL SERVICES	94.49
TARRANT COUNTY JUNIOR COLLEGE FORT WORTH NORTHWEST CAMPUS	EDUCATIONAL/TRAINING SERVICES	680.00
TED D. FISH	VETERINARY SERVICES	607.58
TERRA DESIGN GROUP, INC.	OTHER PROFESSIONAL SERVICES	3,680.52
TERRACON CONSULTANTS, INC.	OTHER PROFESSIONAL SERVICES	18,563.70
TERRASOND LIMITED	OTHER PROFESSIONAL SERVICES	27,970.00
TEXAS A&M ENGINEERING EXTENSION SERVICE	EDUCATIONAL/TRAINING SERVICES	1,960.00
TEXAS A&M FOREST SERVICE	EDUCATIONAL/TRAINING SERVICES	(300.00)
TEXAS A&M UNIVERSITY	EDUCATIONAL/TRAINING SERVICES	195.00
TEXAS A&M VETERINARY MEDICAL DIAGNOSTIC LABORATORY	VETERINARY SERVICES	349,608.25
TEXAS CHAPTER OF THE WILDLIFE SOCIETY	EDUCATIONAL/TRAINING SERVICES	550.00
TEXAS CONSERVATION CONNECTION, L.L.C.	EDUCATIONAL/TRAINING SERVICES	2,974.00
TEXAS CREDIT CARD PROCUREMENT PROGRAM	EDUCATIONAL/TRAINING SERVICES	828.00
TEXAS CREDIT CARD PROCUREMENT PROGRAM	INFORMATION TECHNOLOGY SERVICES	350.00
TEXAS CREDIT CARD PROCUREMENT PROGRAM	OTHER PROFESSIONAL SERVICES	447.00
TEXAS DEPARTMENT OF LICENSING AND REGULATION	OTHER PROFESSIONAL SERVICES	145.00
TEXAS GOVLINK, INC.	INFORMATION TECHNOLOGY SERVICES	8,640.00
TEXAS JUNIOR ANGLERS, INC.	EDUCATIONAL/TRAINING SERVICES	7,400.00

Texas Parks and Wildlife Department (802)
Schedule of Professional/Consulting Fees and Legal Service Fees (Concluded)
 For the fiscal year ended August 31, 2016

NAME	TYPE OF SERVICES RENDERED	AMOUNT
PROFESSIONAL/CONSULTING FEES		
TEXAS NAUTICAL REPAIR, INC.	EDUCATIONAL/TRAINING SERVICES	1,772.99
TEXAS PUBLIC HEALTH ASSOCIATION	EDUCATIONAL/TRAINING SERVICES	85.00
TEXAS RECREATION & PARKS SOCIETY	EDUCATIONAL/TRAINING SERVICES	400.00
TEXAS RURAL WATER ASSOCIATION	EDUCATIONAL/TRAINING SERVICES	505.00
TEXAS SOCIETY OF ARCHITECTS	EDUCATIONAL/TRAINING SERVICES	200.00
TEXAS STAR VETERINARY, P.C.	VETERINARY SERVICES	32.90
TEXAS WATER UTILITIES ASSOCIATION	EDUCATIONAL/TRAINING SERVICES	1,760.00
THE CUPBOARD, INC.	OTHER PROFESSIONAL SERVICES	28.00
THERMACON SERVICE COMPANY, INC.	OTHER PROFESSIONAL SERVICES	161.00
TIBH INDUSTRIES, INC .	INFORMATION TECHNOLOGY SERVICES	20,020.72
TIM BEATY BUILDERS, INC.	OTHER PROFESSIONAL SERVICES	4,999.00
TIMOTHY E. BUTLER	OTHER PROFESSIONAL SERVICES	195.00
TOLUNAY-WONG ENGINEERS, INC.	ARCHITECTURAL/ENGINEERING SERVICES	700.00
TONY TRUJILLO LAND SURVEYING, INC.	OTHER PROFESSIONAL SERVICES	9,764.00
TRAINING RESPONSE NETWORK, INC.	EDUCATIONAL/TRAINING SERVICES	4,420.00
TRAVIS ASSOCIATES CONSULTING ENGINEERS, INC.	ARCHITECTURAL/ENGINEERING SERVICES	29,333.05
TRAVIS ASSOCIATES CONSULTING ENGINEERS, INC.	OTHER PROFESSIONAL SERVICES	9,549.71
TRC ENGINEERS, INC.	ARCHITECTURAL/ENGINEERING SERVICES	114,181.84
TYLER JUNIOR COLLEGE	EDUCATIONAL/TRAINING SERVICES	30.00
UNIVERSITY OF MARYLAND BALTIMORE	EDUCATIONAL/TRAINING SERVICES	600.00
UNIVERSITY OF TEXAS AT AUSTIN	EDUCATIONAL/TRAINING SERVICES	1,105.98
UNIVERSITY OF TEXAS HEALTH CENTER AT TYLER	MEDICAL SERVICES	499.00
US HEALTHWORKS MEDICAL GROUP OF TEXAS, INC.	MEDICAL SERVICES	2,673.00
VAL VERDE HOSPITAL CORPORATION	VETERINARY SERVICES	166.50
VANDIVER MORGAN, INC.	EDUCATIONAL/TRAINING SERVICES	250.00
VERONIQUE ROCHEFER	EDUCATIONAL/TRAINING SERVICES	300.00
WALTER NICHOLS	OTHER PROFESSIONAL SERVICES	1,480.00
WALTER P. MOORE & ASSOCIATES, INC.	ARCHITECTURAL/ENGINEERING SERVICES	2,616.50
WALTER P. MOORE & ASSOCIATES, INC.	OTHER PROFESSIONAL SERVICES	7,671.59
WILLIAM RUFUS STEPHENS	MEDICAL SERVICES	25.00
WILLIAM S. GORDON	OTHER PROFESSIONAL SERVICES	4,600.00
WILSON SURVEYING COMPANY, INC.	OTHER PROFESSIONAL SERVICES	5,000.00
WOMEN EXECUTIVES IN TEXAS GOVERNMENT, INC.	EDUCATIONAL/TRAINING SERVICES	398.00
ZOOMAGINATION, L.L.C.	EDUCATIONAL/TRAINING SERVICES	2,183.66
	Total, Professional/Consulting Fees	\$ 6,354,971.87
LEGAL SERVICE FEES		
MEYERTONS HOOD KIVLIN KOWERT AND GOETZEL, P.C.	LEGAL SERVICES	\$ 2,075.00
		-
		-
	Total, Legal Service Fees	\$ 2,075.00
	Total, Professional/Consulting Fees and Legal Service Fees	\$ 6,357,046.87

Note: Negative amounts are a result of comptroller object corrections, warrant cancellations, and credits.

Texas Parks and Wildlife Department (802)
Schedule of Aircraft Operation
For the fiscal year ended August 31,2016

AIRCRAFT COSTS

Year	1984	2009	2014	
Model Number	C206	C206	AS350B3e	
FAA Registration Number	N6610R	N52854	N350PW	TOTALS
Direct Operating Expenses:				
Fuel	-	24,618.18	68,027.68	92,645.86
Maintenance & Repair	-	41,584.73	112,341.22	153,925.95
Travel and Per Diem (In-State)	-	5,873.86	8,714.24	14,588.10
Fixed Expenses:				
Salaries	-	169,229.60	251,062.47	420,292.07
Liability Insurance	1,427.00	1,427.00	51,348.00	54,202.00
Rent	5,533.00	5,758.00	6,094.00	17,385.00
Miscellaneous Operating	-	13,665.99	20,028.49	33,694.48
Total Expenditures	6,960.00	262,157.36	517,616.10	786,733.46

MISCELLANEOUS EXPENDITURES

Charter of Aircraft from other State Agencies'	<u>676.25</u>
Private Aircraft Rental	<u>146,251.50</u>

Texas Parks and Wildlife Department (802)
Appropriation Item Transfer Schedule*
 For the fiscal year ended August 31, 2016

ITEM OF APPROPRIATION			TRANSFERS IN	TRANSFERS OUT	NET TRANSFERS
A. Goal: Conserve Natural Resources					
Strategies:					
A.1.1	13020	WILDLIFE CONSERVATION	\$ 453,636.00	\$ (2,739,765.70)	\$ (2,286,129.70)
A.1.1	24009	WILDLIFE CONSERVATION	29,000.00	-	29,000.00
A.1.1	24010	WILDLIFE CONSERVATION	387,892.00	-	387,892.00
A.1.1	24036	WILDLIFE CONSERVATION	1,000,000.00	-	1,000,000.00
A.1.1	54004	WILDLIFE CONSERVATION	371,500.00	-	371,500.00
A.1.1	54006	WILDLIFE CONSERVATION	375,161.00	(8,000.00)	367,161.00
A.1.2	13021	TECHNICAL GUIDANCE	184,990.00	(99,998.00)	84,992.00
A.1.3	13022	HUNTING AND WILDLIFE RECREATION	-	(179,978.00)	(179,978.00)
A.2.1	13023	INLAND FISHERIES MANAGEMENT	(74,125.05)	(4,774,639.42)	(4,848,764.47)
A.2.1	24010	INLAND FISHERIES MANAGEMENT	35,078.00	-	35,078.00
A.2.1	24034	INLAND FISHERIES MANAGEMENT	3,223,554.00	-	3,223,554.00
A.2.1	54004	INLAND FISHERIES MANAGEMENT	220,000.00	-	220,000.00
A.2.1	54006	INLAND FISHERIES MANAGEMENT	410,000.00	(310,600.00)	99,400.00
A.2.2	13024	INLAND HATCHERIES OPERATIONS	691,114.00	(84,829.00)	606,285.00
A.2.2	24009	INLAND HATCHERIES OPERATIONS	24,000.00	-	24,000.00
A.2.2	54004	INLAND HATCHERIES OPERATIONS	122,397.00	-	122,397.00
A.2.2	54006	INLAND HATCHERIES OPERATIONS	266,745.00	-	266,745.00
A.2.3	13025	COASTAL FISHERIES MANAGEMENT	552,633.00	(1,370,941.00)	(818,308.00)
A.2.3	24010	COASTAL FISHERIES MANAGEMENT	41,816.00	-	41,816.00
A.2.3	54004	COASTAL FISHERIES MANAGEMENT	824,885.00	-	824,885.00
A.2.3	54006	COASTAL FISHERIES MANAGEMENT	251,132.00	(2,511.00)	248,621.00
A.2.4	13026	COASTAL HATCHERIES OPERATIONS	500,344.00	(297,033.00)	203,311.00
A.2.4	24009	COASTAL HATCHERIES OPERATIONS	7,000.00	-	7,000.00
A.2.4	24011	COASTAL HATCHERIES OPERATIONS	58,000.00	-	58,000.00
Total, Goal A: Conserve Natural Resources			\$ 9,956,751.95	\$ (9,868,295.12)	\$ 88,456.83
B. Goal: Access to State and Local Parks					
Strategies:					
B.1.1	13028	STATE PARK OPERATIONS	\$ 27,583.47	\$ (6,755,540.26)	\$ (6,727,956.79)
B.1.1	24010	STATE PARK OPERATIONS	273,074.00	-	273,074.00
B.1.1	24020	STATE PARK OPERATIONS	305,500.00	-	305,500.00
B.1.1	54004	STATE PARK OPERATIONS	1,214,680.00	-	1,214,680.00
B.1.1	54005	STATE PARK OPERATIONS	936,361.00	-	936,361.00
B.1.2	13029	PARKS MINOR REPAIR PROGRAM	150,000.00	(4,319,451.17)	(4,169,451.17)
B.1.2	53010	PARKS MINOR REPAIR PROGRAM	24,568.71	-	24,568.71
B.1.2	54001	PARKS MINOR REPAIR PROGRAM	4,370,382.46	(369,779.00)	4,000,603.46
B.1.3	13030	PARKS SUPPORT	305,000.00	(64,346.54)	240,653.46
B.2.1	13031	LOCAL PARK GRANTS	33,699.00	(16,541,839.00)	(16,508,140.00)
B.2.1	24008	LOCAL PARK GRANTS	11,543,948.00	(50,000.00)	11,493,948.00
B.2.1	24041	LOCAL PARK GRANTS	3,000,000.00	-	3,000,000.00
B.2.1	24042	LOCAL PARK GRANTS	2,500,000.00	-	2,500,000.00
B.2.1	24045	LOCAL PARK GRANTS	150,000.00	-	150,000.00
B.2.2	13032	BOATING ACCESS AND OTHER GRANTS	18,500.00	(9,983,308.00)	(9,964,808.00)
B.2.2	24030	BOATING ACCESS AND OTHER GRANTS	329,000.00	-	329,000.00
B.2.2	24043	BOATING ACCESS AND OTHER GRANTS	9,000,000.00	-	9,000,000.00
Total, Goal B: Access to State and Local Parks			\$ 34,182,296.64	\$ (38,084,263.97)	\$ (3,901,967.33)

Texas Parks and Wildlife Department (802)

Appropriation Item Transfer Schedule*

For the fiscal year ended August 31, 2016

ITEM OF APPROPRIATION			TRANSFERS IN	TRANSFERS OUT	NET TRANSFERS
C. Goal: Increase Awareness and Compliance					
Strategies:					
C.1.1	13033	ENFORCEMENT PROGRAMS	\$ 1,118,769.25	\$ (9,497,917.74)	\$ (8,379,148.49)
C.1.1	24015	ENFORCEMENT PROGRAMS	4,684,952.00	-	4,684,952.00
C.1.1	24705	ENFORCEMENT PROGRAMS	-	(271,555.00)	(271,555.00)
C.1.1	54004	ENFORCEMENT PROGRAMS	3,815,858.00	(60,000.00)	3,755,858.00
C.1.1	54006	ENFORCEMENT PROGRAMS	38,800.00	-	38,800.00
C.1.2	13034	TEXAS GAME WARDEN TRAINING CENTER	956,331.97	(27,129.63)	929,202.34
C.1.2	24009	TEXAS GAME WARDEN TRAINING CENTER	3,000.00	-	3,000.00
C.1.2	24025	TEXAS GAME WARDEN TRAINING CENTER	21,000.00	-	21,000.00
C.1.3	13035	LAW ENFORCEMENT SUPPORT	65,158.60	(151,484.45)	(86,325.85)
C.2.1	13039	OUTREACH AND EDUCATION	91,839.00	(4,204.26)	87,634.74
C.2.2	13038	PROMOTE TPWD EFFORTS	235,795.26	(206,054.00)	29,741.26
C.2.2	24010	PROMOTE TPWD EFFORTS	30,250.00	-	30,250.00
C.2.2	54004	PROMOTE TPWD EFFORTS	936,959.00	-	936,959.00
C.2.2	54007	PROMOTE TPWD EFFORTS	20,000.00	-	20,000.00
C.3.1	13040	LICENSE ISSUANCE	552,333.41	(6,587,933.41)	(6,035,600.00)
C.3.1	24012	LICENSE ISSUANCE	6,944,700.00	-	6,944,700.00
C.3.2	13041	BOAT REGISTRATION AND TITLING	50,000.00	-	50,000.00
Total, Goal C: Increase Awareness and Compliance			\$ 19,565,746.49	\$ (16,806,278.49)	\$ 2,759,468.00
D. Goal: Manage Capital Programs					
Strategies:					
D.1.1	13042	IMPROVEMENTS AND MAJOR REPAIRS	\$ 166,121.00	\$ (134,226,248.63)	\$ (134,060,127.63)
D.1.1	24037	IMPROVEMENTS AND MAJOR REPAIRS	500,000.00	-	500,000.00
D.1.1	24044	IMPROVEMENTS AND MAJOR REPAIRS	2,678,899.00	-	2,678,899.00
D.1.1	43002	IMPROVEMENTS AND MAJOR REPAIRS	103,971.16	-	103,971.16
D.1.1	44001	IMPROVEMENTS AND MAJOR REPAIRS	166,307,947.28	(56,145,693.00)	110,162,254.28
D.1.1	44002	IMPROVEMENTS AND MAJOR REPAIRS	29,427,085.29	(8,942,000.00)	20,485,085.29
D.1.1	44003	IMPROVEMENTS AND MAJOR REPAIRS	1,448,934.90	(696,300.00)	752,634.90
D.1.1	54008	IMPROVEMENTS AND MAJOR REPAIRS	72,131.00	-	72,131.00
D.1.2	13043	LAND ACQUISITION	2,065,143.84	(12,415.00)	2,052,728.84
D.1.2	24814	LAND ACQUISITION	-	(1,887,946.00)	(1,887,946.00)
D.1.3	13044	INFRASTRUCTURE ADMINISTRATION	207,385.73	(301,832.81)	(94,447.08)
D.1.3	54004	INFRASTRUCTURE ADMINISTRATION	199,000.00	-	199,000.00
Total, Goal D: Manage Capital Programs			\$ 203,176,619.20	\$ (202,212,435.44)	\$ 964,183.76
E. Goal: Indirect Administration					
Strategies:					
E.1.1	13800	CENTRAL ADMINISTRATION	\$ 352,001.92	\$ (622,331.49)	\$ (270,329.57)
E.1.2	13801	INFORMATION RESOURCES	700,543.59	(7,543,060.00)	(6,842,516.41)
E.1.2	54002	INFORMATION RESOURCES	1,878,537.00	-	1,878,537.00
E.1.2	54003	INFORMATION RESOURCES	705,563.21	-	705,563.21
E.1.2	54006	INFORMATION RESOURCES	8,000.00	-	8,000.00
E.1.2	54009	INFORMATION RESOURCES	4,686,437.00	-	4,686,437.00
E.1.3	13802	OTHER SUPPORT SERVICES	269,830.43	(345,662.92)	(75,832.49)
Total, Goal E: Indirect Administration			8,600,913.15	(8,511,054.41)	89,858.74
NET APPROPRIATION ITEM TRANSFERS			\$ 275,482,327.43	\$ (275,482,327.43)	\$ 0.00

* This schedule does not include Benefit Replacement Pay (BRP), Fringe Benefits, Salary Increase or Rider Reduction transfers.

Texas Parks and Wildlife Department (802)
Schedule of Itemized Purchases
 For the fiscal year ended August 31, 2016

PURCHASE DESCRIPTION	PURCHASE AMOUNT	VENDOR NAME	JUSTIFICATION FOR PROPRIETARY PURCHASE
Aquatic Sciences and Fisheries Abstracts (ASFA) and Water Resources Abstracts Internet Database subscription renewals for FY'17.	\$12,990.00	ProQuest, LLC	ProQuest uniquely meets the need for Inland and Coastal Fisheries staff by providing a service that will allow unlimited statewide access for our biologists located across the state, links to articles in journals to which our research libraries subscribe. ProQuest offers statewide internet access to comprehensive databases associated with fisheries and aquatic science. Subscription to this service will allow managers and researchers to have convenient unlimited statewide access to abstract from over 7,000 journals, covering the latest scientific advances and all aspects of fisheries science.
Annual Software Maintenance	\$14,493.35	ESRI	Texas State Parks utilizes GPS device, tablet, desktop, and server software manufactured by ESRI to run our geographic information system (GIS) to support all park planning, natural resource management, the wildlife fire program, cultural resources program and provides the backbone of data for all map-based products. State Parks has devoted years of effort to inputting data into formats created by ESRI. Maintenance of this software is critical to division programs.
Natural Resource Damage Assessment (NRDA) Meeting (function space rental fee plus audio-visual and internet support, Jan 19-21, 2016, Dallas-Fort Worth, Texas).	\$6,297.92	Hyatt Corporation	Per the terms of the hotel contract, only one vendor is allowed to provide audio-visual equipment services for the hotel. As such, the audio-visual costs are paid to Hyatt Corporation and they in turn pay their vendor. Competitive bid process is not applicable since total audio-visual costs are under 5k.

Texas Parks and Wildlife Department (802)
Schedule of State-Owned or Leased Vehicles Used by State Employees
For the fiscal year ended August 31, 2016

EMPLOYEE NAME	JOB TITLE	REASON
---------------	-----------	--------

The individuals listed below are required to drive state vehicles to or from work to ensure that vital agency functions are performed.

Alvizo, Marco	Captain, Game Warden	On 24-hour call
Balkcom, Quint	Captain, Game Warden	On 24-hour call
Baronet, Bryan	Lieutenant, Game Warden	On 24-hour call
Bengtson, Shawn	Manager III	On 24-hour call
Bigham, Thomas	Manager III	On 24-hour call
Bussey, Jason	Lieutenant, Game Warden	On 24-hour call
Campbell, Jason	Captain, Game Warden	On 24-hour call
Canan, Pat	Captain, Game Warden	On 24-hour call
Carter, Jeff	Captain, Game Warden	On 24-hour call
Casterline, Les	Lieutenant, Game Warden	On 24-hour call
Champlin, Billy	Lieutenant, Game Warden	On 24-hour call
Cook, Lonnie	Manager III	On 24-hour call
Corley, Aryn	Captain, Game Warden	On 24-hour call
Coronado, Ramiro	Captain, Game Warden	On 24-hour call
Daigle, Chris	Captain, Game Warden	On 24-hour call
Davis, Chris	Major, Game Warden	On 24-hour call
Davis, Jason	Captain, Game Warden	On 24-hour call
Davis, Kevin	Major, Game Warden	On 24-hour call
Davis, Scott	Captain, Game Warden	On 24-hour call
Davis, Tracy	Major, Game Warden	On 24-hour call
Dolle, Roger	Manager III	On 24-hour call
Dooley, Chris	Park Ranger III	On 24-hour call
Dotter, David	Park Ranger V	On 24-hour call
Dunks, James	Captain, Game Warden	On 24-hour call
Durand, Michael	Assistant Commander, Game Warden	On 24-hour call
Enckhausen, Robert	Park Ranger III	On 24-hour call
Erekson, Craig	Park Ranger V	On 24-hour call
Ford, Charles	Captain, Game Warden	On 24-hour call
Frazier, Kevin	Lieutenant, Game Warden	On 24-hour call
Geer, Jeffrey	Manager III	On 24-hour call
Gillenwaters, Jeff	Major, Game Warden	On 24-hour call
Glass, Kevin	Lieutenant, Game Warden	On 24-hour call
Gleinser, John	Manager IV	On 24-hour call
Gordon, Jerry	Captain, Game Warden	On 24-hour call
Gray, Jonathan	Major, Game Warden	On 24-hour call
Guinn, Brad	Lieutenant, Game Warden	On 24-hour call
Hall, Ryan	Lieutenant, Game Warden	On 24-hour call
Hammonds, Mark	Lieutenant, Game Warden	On 24-hour call
Hanson, Chris	Park Ranger V	On 24-hour call
Hanson, Mike	Captain, Game Warden	On 24-hour call
Harmon, Nick	Captain, Game Warden	On 24-hour call
Hatfield, Cody	Captain, Game Warden	On 24-hour call
Havis, Dwayne	Lieutenant, Game Warden	On 24-hour call
Heaton, Johnny	Captain, Game Warden	On 24-hour call
Herman, Ben	Manager III	On 24-hour call
Hernandez, Craig	Lieutenant, Game Warden	On 24-hour call
Howard, Eric	Game Warden	On 24-hour call
Huebner, Jason	Lieutenant, Game Warden	On 24-hour call
Huggins, Doug	Manager IV	On 24-hour call
Hunter, Forrest	Director, Law Enforcement	On 24-hour call
Jenkins, Tom	Captain, Game Warden	On 24-hour call
Jones, Chad	Captain, Game Warden	On 24-hour call
Jones, Grahame	Director III	On 24-hour call
Jurk, Scott	Captain, Game Warden	On 24-hour call
Kemp, Jennifer	Lieutenant, Game Warden	On 24-hour call

Texas Parks and Wildlife Department (802)
Schedule of State-Owned or Leased Vehicles Used by State Employees (Concluded)
For the fiscal year ended August 31, 2016

EMPLOYEE NAME	JOB TITLE	REASON
The individuals listed below are required to drive state vehicles to or from work to ensure that vital agency functions are performed.		
Lee, Jody	Manager IV	On 24-hour call
Longoria, Johnny	Captain, Game Warden	On 24-hour call
Loudermilk, Lacy	Captain, Game Warden	On 24-hour call
Malonson, Kevin	Lieutenant, Game Warden	On 24-hour call
Masur, Michael Wes	Manager V	On 24-hour call
May, Lance	Lieutenant, Game Warden	On 24-hour call
Melinchuk, Ross	Deputy Director I	On 24-hour call
Meyers, Ricky	Manager V	On 24-hour call
Minter, Eric	Captain, Game Warden	On 24-hour call
Mitchell, Mike	Lieutenant, Game Warden	On 24-hour call
Modgling, David	Manager II	On 24-hour call
Modgling, David	Manager II	On 24-hour call
Morse, Michael	Captain, Game Warden	On 24-hour call
Murphy, Jonathan	Park Ranger III	On 24-hour call
Murray, David	Major, Game Warden	On 24-hour call
Murray, Toby	Lieutenant, Game Warden	On 24-hour call
Nieto, David	Captain, Game Warden	On 24-hour call
Norton, Anthony	Captain, Game Warden	On 24-hour call
Nygren, Erik	Captain, Game Warden	On 24-hour call
Ousley, Rod	Captain, Game Warden	On 24-hour call
Ozuna, Andy	Lieutenant, Game Warden	On 24-hour call
Parks, Collis	Manager III	On 24-hour call
Philips, Jeffrey	Captain, Game Warden	On 24-hour call
Porter, James	Captain, Game Warden	On 24-hour call
Potts, Teri	Captain, Game Warden	On 24-hour call
Ranft, Jim	Major, Game Warden	On 24-hour call
Rather, Lewis	Lieutenant, Game Warden	On 24-hour call
Reed, Bryan	Assistant Commander, Game Warden	On 24-hour call
Reeder, Brandi	Assistant Commander, Game Warden	On 24-hour call
Rincon, Fernando	Park Specialist II	On 24-hour call
Ruiz, Fred	Captain, Game Warden	On 24-hour call
Satsky, Brent	Lieutenant, Game Warden	On 24-hour call
Seamands, Doug	Major, Game Warden	On 24-hour call
Shaw, Danny	Director III	On 24-hour call
Shewmake, Fred	Captain, Game Warden	On 24-hour call
Shields, Clayton	Park Ranger V	On 24-hour call
Skeen, William	Major, Game Warden	On 24-hour call
Smith, Carter	TPWD Executive Director	On 24-hour call
Sosa, Luis	Captain, Game Warden	On 24-hour call
Spears, Ray	Captain, Game Warden	On 24-hour call
Stapleton, Steve	Captain, Game Warden	On 24-hour call
Stone, Glen	Park Ranger III	On 24-hour call
Swofford, Cliff	Captain, Game Warden	On 24-hour call
Tamez, Marvin	Captain, Game Warden	On 24-hour call
Tanuz, Edward	Captain, Game Warden	On 24-hour call
Teague, Alan	Major, Game Warden	On 24-hour call
Teeler, Gary	Assistant Commander, Game Warden	On 24-hour call
Terry, Norman	Lieutenant, Game Warden	On 24-hour call
Vanderroest, Ron	Major, Game Warden	On 24-hour call
Wilkes, Malcolm	Captain, Game Warden	On 24-hour call
Williams, Jeff	Park Ranger V	On 24-hour call
Wynne, Mark	Park Ranger V	On 24-hour call
Yates, Ronnie	Lieutenant, Game Warden	On 24-hour call
Young, Larry	Major, Game Warden	On 24-hour call

Texas Parks and Wildlife Department (802)
Schedule of Vehicles Purchased (Continued)
For the fiscal year ended August 31, 2016

DESCRIPTION	PURCHASE PRICE	Type of Use	FUEL EFFICIENCY	FUEL EFFICIENCY
			TOWN	HIGHWAY
2016 FORD ESCAPE	\$18,413.00	Park Operations	31.00	22.00
2016 FORD ESCAPE	\$18,413.00	Park Operations	31.00	22.00
2016 FORD ESCAPE	\$18,413.00	State Parks Interpretive Services Program	31.00	22.00
2016 FORD ESCAPE 4X2	\$18,461.00	Park Operations	31.00	22.00
2016 FORD ESCAPE 4X2	\$18,461.00	Park Operations	31.00	22.00
2016 FORD ESCAPE 4X2	\$18,461.00	Park Operations	31.00	22.00
2016 FORD ESCAPE 4X2	\$18,461.00	Park Operations	31.00	22.00
2016 FORD EXPEDITION XL	\$28,172.27	Inland Fisheries	22.00	16.00
2016 FORD EXPEDITION XL	\$29,152.78	Inland Fisheries Research	20.00	15.00
2016 FORD EXPEDITION XL REGULAR LENGTH	\$32,018.76	Executive Director	20.00	15.00
2016 FORD EXPEDITION	\$32,650.00	State Parks Facility Management Program	20.00	14.00
2016 FORD EXPEDITION 4X4	\$34,555.26	State Parks Law Enforcement Program	20.00	15.00
2016 FORD EXPEDITION 4X4	\$34,555.26	State Parks Law Enforcement Program	20.00	15.00
2016 FORD EXPEDITION 4X4	\$34,555.26	State Parks Law Enforcement Program	20.00	15.00
2016 FORD EXPEDITION 4X4	\$34,555.26	State Parks Law Enforcement Program	20.00	15.00
2016 FORD EXPEDITION 4X4	\$37,689.83	Park Operations	20.00	14.00
2016 FORD EXPLORER	\$24,575.00	Support Services Branch	24.00	17.00
2016 FORD F150 EXTENDED CAB 4X2	\$23,431.45	Field Operations Branch	24.00	17.00
2016 FORD F150 EXTENDED CAB 4X2	\$23,431.45	Field Operations Branch	24.00	17.00
2016 FORD F150 EXTENDED CAB 4X2	\$23,431.45	Field Operations Branch	24.00	17.00
2016 FORD F150 EXTENDED CAB 4X2	\$23,431.45	Field Operations Branch	21.00	15.00
2016 FORD F150 EXTENDED CAB 4X2	\$23,431.45	Field Operations Branch	24.00	17.00
2016 FORD F150 EXTENDED CAB 4X4	\$26,076.45	Field Operations Branch	22.00	16.00
2016 FORD F150 REGULAR CAB 4X4	\$24,664.27	Park Operations	21.00	15.00
2016 FORD F150 REGULAR CAB 4X4	\$24,664.27	Park Operations	19.00	14.00
2016 FORD F150 REGULAR CAB 4X4	\$24,664.27	Park Operations	19.00	14.00
2016 FORD F150 REGULAR CAB 4X4	\$24,664.27	Park Operations	19.00	14.00
2016 FORD F150 REGULAR CAB 4X4	\$24,664.27	Park Operations	21.00	15.00
2016 FORD F150 REGULAR CAB 4X4	\$24,735.39	Wildlife Research and Management	21.00	15.00
2016 FORD F150 REGULAR CAB 4X4	\$24,735.39	Wildlife Research and Management	21.00	15.00
2016 FORD F150 REGULAR CAB 4X4	\$24,735.39	Wildlife Research and Management	21.00	15.00
2016 FORD F150 REGULAR CAB 4X4	\$24,735.39	Wildlife Research and Management	21.00	15.00
2016 FORD F150 REGULAR CAB 4X4	\$24,735.39	Wildlife Research and Management	21.00	15.00
2016 FORD F250 CREW CAB	\$29,182.00	Park Operations	NA	NA
2016 FORD F250 CREW CAB	\$29,182.00	Park Operations	NA	NA
2016 FORD F250 CREW CAB	\$32,834.00	Park Operations	NA	NA
2016 FORD F250 CREW CAB	\$32,834.00	Park Operations	NA	NA
2016 FORD F250 CREW CAB	\$32,834.00	Park Operations	NA	NA
2016 FORD F250 CREW CAB	\$32,834.00	Park Operations	NA	NA
2016 FORD F250 CREW CAB	\$32,834.00	State Parks Facility Management Program	NA	NA
2016 FORD F250 CREW CAB 4X2	\$26,513.64	Coastal Fisheries	NA	NA
2016 FORD F250 CREW CAB 4X4	\$28,696.00	Inland Fisheries	NA	NA
2016 FORD F250 CREW CAB 4X4	\$28,696.00	Inland Fisheries	NA	NA
2016 FORD F250 CREW CAB 4X4	\$28,696.00	Inland Fisheries	NA	NA
2016 FORD F250 CREW CAB 4X4	\$32,834.00	Park Operations	NA	NA
2016 FORD F250 CREW CAB 4X4	\$32,834.00	Park Operations	NA	NA
2016 FORD F250 CREW CAB 4X4	\$36,430.12	Park Operations	NA	NA
2016 FORD F250 CREW CAB 4X4	\$36,430.12	Park Operations	NA	NA
2016 FORD F250 CREW CAB 4X4	\$36,430.12	State Parks Interpretive Services Program	NA	NA
2016 FORD F250 EXTENDED CAB	\$27,422.62	Park Operations	NA	NA
2016 FORD F250 EXTENDED CAB	\$27,986.00	Inland Fisheries	NA	NA
2016 FORD F250 EXTENDED CAB	\$34,165.76	Park Operations	NA	NA
2016 FORD F250 EXTENDED CAB	\$34,165.76	Park Operations	NA	NA
2016 FORD F250 EXTENDED CAB	\$34,165.76	State Parks Interpretive Services Program	NA	NA
2016 FORD F250 EXTENDED CAB	\$34,165.76	State Parks Interpretive Services Program	NA	NA
2016 FORD F250 EXTENDED CAB 4X2	\$25,825.26	Coastal Fisheries	NA	NA
2016 FORD F250 EXTENDED CAB 4X4	\$27,422.62	Park Operations	NA	NA
2016 FORD F250 EXTENDED CAB 4X4	\$27,422.62	Park Operations	NA	NA
2016 FORD F250 EXTENDED CAB 4X4	\$28,191.27	Park Operations	NA	NA
2016 FORD F250 EXTENDED CAB 4X4	\$28,191.27	Park Operations	NA	NA
2016 FORD F250 EXTENDED CAB 4X4	\$28,191.27	Park Operations	NA	NA
2016 FORD F250 EXTENDED CAB 4X4	\$28,191.27	Park Operations	NA	NA
2016 FORD F250 EXTENDED CAB 4X4	\$28,191.27	Park Operations	NA	NA
2016 FORD F250 EXTENDED CAB 4X4	\$28,191.27	Park Operations	NA	NA

Texas Parks and Wildlife Department (802)
Schedule of Vehicles Purchased (Concluded)
 For the fiscal year ended August 31, 2016

DESCRIPTION	PURCHASE PRICE	Type of Use	FUEL	FUEL
			EFFICIENCY TOWN	EFFICIENCY HIGHWAY
2016 FORD F350 EXTENDED CAB 4X2	\$36,257.47	Park Operations	NA	NA
2016 FORD F450 REGULAR CAB	\$50,242.60	Park Operations	NA	NA
2016 FORD FIESTA SEDAN	\$15,025.00	State Parks Facility Management Program	37.00	27.00
2016 FORD FUSION SEDAN	\$25,476.71	Inland Fisheries	44.00	41.00
2016 NISSAN PATHFINDER 4X2	\$26,250.00	Field Operations Branch	27.00	20.00
2016 NISSAN PATHFINDER 4X2	\$28,550.00	Inland Fisheries	27.00	20.00
2017 FORD ESCAPE 4X2	\$18,461.00	Ecosystem Resources Program	29.00	21.00
2017 FORD FUSION HYBRID	\$24,141.00	Field Operations Branch	22.00	16.00

N/A - By law, manufacturers are not required to provide mileage on pickup trucks and cargo vans over 8,500 GVRW or passenger vehicles over 10,000 GVWR (Gross Vehicle Weight Rating).

Texas Parks and Wildlife Department (802)
Schedule of Space Occupied
 For the fiscal year ended August 31, 2016

Location	Address	Lessor	Lease No.
STATE OWNED			
Game Wardens - Region 8, District 4	Alice	-	-
Black Gap Wildlife Management Area	Alpine	-	-
Game Wardens - Region 1, District 4	Alpine	-	-
Texas Freshwater Fisheries Center	Athens	-	-
Atlanta State Park	Atlanta	-	-
Austin License and Registration	Austin	-	-
Austin Headquarters Complex	Austin	-	-
Austin Headquarters Fitness Center	Austin	-	-
Austin Headquarters Warehouse	Austin	-	-
Field Operations-Project	Austin	-	-
McKinney Falls State Park	Austin	-	-
Hill County State Natural Area - Louise Merrick Unit	Bandera	-	-
Field Operations	Bastrop	-	-
Bastrop State Park	Bastrop	-	-
Park Operations - Regional Office	Bastrop	-	-
Matagorda Island Wildlife Management Area	Bay City	-	-
Nannie M. Stringfellow Wildlife Management Area	Bay City	-	-
Colorado Bend State Park	Bend	-	-
Big Spring State Park	Big Spring	-	-
Blanco State Park	Blanco	-	-
Bonham State Park	Bonham	-	-
Kickapoo Cavern State Park	Brackettville	-	-
Aquatic Habitat Enhancement	Brookeland	-	-
Lower Laguna Madre Ecosystem	Brownsville	-	-
Game Wardens - Region 5, District 3	Brownsville	-	-
Lake Brownwood State Park	Brownwood	-	-
Wildlife - Regional Office	Brownwood	-	-
Inks Lake State Park	Burnet	-	-
Possum Kingdom State Park	Caddo	-	-
Game Wardens - Region 2, District 1	Canton	-	-
Palo Duro Canyon State Park	Canyon	-	-
Cedar Hill State Park	Cedar Hill	-	-
Fort Boggy State Park	Centerville	-	-
Cleburne State Park	Cleburne	-	-
Choke Canyon State Park - Calliham Unit	Calliham	-	-
Lake Colorado City State Park	Colorado City	-	-
Game Wardens - Region 1, District 2	Colorado City	-	-
Garner State Park	Concan	-	-
Cooper Lake State Park - Doctors Creek Unit	Cooper	-	-
Coastal Conservation Association / American Electric	Corpus Christi	-	-
Power Marine Development Center	Corpus Christi	-	-
Game Wardens - Region 3, District 3	Corpus Christi	-	-
Chaparral Wildlife Management Area	Cotulla	-	-
Daingerfield State Park	Daingerfield	-	-
Devils River State Natural Area	Del Rio	-	-
Eisenhower State Park	Denison	-	-
Coastal Fisheries - Director's Office	Dickinson	-	-
Wylar Aerial Tramway	El Paso	-	-
Fairfield Lake State Park	Fairfield	-	-
Falcon State Park	Falcon Heights	-	-
Park Operations - Regional Office	Fort Davis	-	-
Field Operations-Project	Fort Davis	-	-
Davis Mountains State Park	Fort Davis	-	-
Indian Lodge	Fort Davis	-	-
Game Wardens - Region 1, District 4	Fort Stockton	-	-
Fort Worth Inland Fisheries Office	Fort Worth	-	-
Game Wardens - Region 2, District 2	Fort Worth	-	-
Law Enforcement - Regional Office	Fort Worth	-	-
Enchanted Rock State Natural Area	Fredericksburg	-	-
Galveston Island State Park	Galveston	-	-
Dinosaur Valley State Park	Glen Rose	-	-
Game Wardens - Region 7, District 5	Glen Rose	-	-
Goliad State Park and Historic Site	Goliad	-	-
Palmetto State Park	Gonzales	-	-
Wildlife Field Operations - District 7	Gonzales	-	-
Possum Kingdom FH	Graford	-	-
Mission Tejas State Park	Grapeland	-	-
Texas Game Warden Training Center	Hamilton	-	-
Sheldon State Park	Houston	-	-
Kerr Wildlife Management Area	Hunt	-	-

Texas Parks and Wildlife Department (802)
Schedule of Space Occupied (Continued)
 For the fiscal year ended August 31, 2016

Type	Usable Square Feet	FTEs	Rental Per Month		2016 Actual Annual Cost
			Cost Per Square Foot	Cost Per Month	
-	432	-	\$ -	\$ -	\$ -
-	25,218	-	\$ -	\$ -	\$ -
-	36	-	\$ -	\$ -	\$ -
-	67,120	-	\$ -	\$ -	\$ -
-	6,839	-	\$ -	\$ -	\$ -
-	42,944	-	\$ -	\$ -	\$ -
-	140,672	-	\$ -	\$ -	\$ -
-	1,274	-	\$ -	\$ -	\$ -
-	2,440	-	\$ -	\$ -	\$ -
-	192	-	\$ -	\$ -	\$ -
-	22,275	-	\$ -	\$ -	\$ -
-	50,082	-	\$ -	\$ -	\$ -
-	200	-	\$ -	\$ -	\$ -
-	58,379	-	\$ -	\$ -	\$ -
-	2,520	-	\$ -	\$ -	\$ -
-	6,883	-	\$ -	\$ -	\$ -
-	200	-	\$ -	\$ -	\$ -
-	4,217	-	\$ -	\$ -	\$ -
-	7,065	-	\$ -	\$ -	\$ -
-	4,703	-	\$ -	\$ -	\$ -
-	16,439	-	\$ -	\$ -	\$ -
-	15,214	-	\$ -	\$ -	\$ -
-	8,712,000	-	\$ -	\$ -	\$ -
-	5,640	-	\$ -	\$ -	\$ -
-	320	-	\$ -	\$ -	\$ -
-	37,705	-	\$ -	\$ -	\$ -
-	1,800	-	\$ -	\$ -	\$ -
-	31,731	-	\$ -	\$ -	\$ -
-	13,086	-	\$ -	\$ -	\$ -
-	777	-	\$ -	\$ -	\$ -
-	34,138	-	\$ -	\$ -	\$ -
-	46,917	-	\$ -	\$ -	\$ -
-	1,110	-	\$ -	\$ -	\$ -
-	12,156	-	\$ -	\$ -	\$ -
-	25,308	-	\$ -	\$ -	\$ -
-	8,010	-	\$ -	\$ -	\$ -
-	288	-	\$ -	\$ -	\$ -
-	45,968	-	\$ -	\$ -	\$ -
-	6,016	-	\$ -	\$ -	\$ -
-	23,200	-	\$ -	\$ -	\$ -
-	1,040	-	\$ -	\$ -	\$ -
-	7,741	-	\$ -	\$ -	\$ -
-	10,894	-	\$ -	\$ -	\$ -
-	12,810	-	\$ -	\$ -	\$ -
-	21,898	-	\$ -	\$ -	\$ -
-	15,003	-	\$ -	\$ -	\$ -
-	3,555	-	\$ -	\$ -	\$ -
-	14,903	-	\$ -	\$ -	\$ -
-	16,528	-	\$ -	\$ -	\$ -
-	2,704	-	\$ -	\$ -	\$ -
-	96	-	\$ -	\$ -	\$ -
-	13,372	-	\$ -	\$ -	\$ -
-	33,435	-	\$ -	\$ -	\$ -
-	90	-	\$ -	\$ -	\$ -
-	10,479	-	\$ -	\$ -	\$ -
-	2,490	-	\$ -	\$ -	\$ -
-	180	-	\$ -	\$ -	\$ -
-	11,479	-	\$ -	\$ -	\$ -
-	18,553	-	\$ -	\$ -	\$ -
-	15,460	-	\$ -	\$ -	\$ -
-	576	-	\$ -	\$ -	\$ -
-	22,891	-	\$ -	\$ -	\$ -
-	3,786	-	\$ -	\$ -	\$ -
-	2,820	-	\$ -	\$ -	\$ -
-	19,617	-	\$ -	\$ -	\$ -
-	10,230	-	\$ -	\$ -	\$ -
-	57,336	-	\$ -	\$ -	\$ -
-	16,154	-	\$ -	\$ -	\$ -
-	4,975	-	\$ -	\$ -	\$ -

Texas Parks and Wildlife Department (802)
Schedule of Space Occupied (Continued)
 For the fiscal year ended August 31, 2016

Location	Address	Lessor	Lease No.
Huntsville State Park	Huntsville	-	-
Game Wardens - Region 1, District 1	Iraan	-	-
Fort Richardson State Park and Historic Site	Jacksboro	-	-
Martin Dies Jr State Park	Jasper	-	-
Wildlife District 6 Office - Jasper	Jasper	-	-
Pedernales Falls State Park	Johnson City	-	-
South Llano River State Park	Junction	-	-
Caddo Lake State Park	Karnack	-	-
Northeast Texas Ecosystem	Karnack	-	-
Game Warden Region 5-District 5	Kerrville	-	-
Kerrville Wildlife Field Operations	Kerrville	-	-
Monument Hill and Kreische Brewery State Historic Sites	La Grange	-	-
Battleship Texas State Historic Site	La Porte	-	-
San Jacinto Battleground State Historic Site	La Porte	-	-
Sea Center Texas	Lake Jackson	-	-
Central Coast Wetlands Ecosystem Project	Lake Jackson	-	-
Lake Casa Blanca State Park	Laredo	-	-
Lake Somerville State Park - Nails Creek Unit	Ledbetter	-	-
Northeast Texas Ecosystem	Lindale	-	-
Wildlife Field Operations - District 6	Livingston	-	-
Lake Livingston State Park	Livingston	-	-
Lockhart State Park	Lockhart	-	-
Game Warden Region 6-District 2	Lubbock	-	-
Lubbock Regional Office	Lubbock	-	-
Lufkin Law Enforcement Office	Lufkin	-	-
Village Creek State Park	Lumberton	-	-
Mason Mountain Wildlife Management Area	Mason	-	-
Wildlife Field Operations - District 4	Mason	-	-
Lake Corpus Christi State Park	Mathis	-	-
Meridian State Park	Meridian	-	-
Fort Parker State Park	Mexia	-	-
Game Wardens - Region 1, District 2	Midland	-	-
Lake Mineral Wells State Park	Mineral Wells	-	-
Bentsen-Rio Grande Valley State Park	Mission	-	-
Monahans Sandhills State Park	Monahans	-	-
Mother Neff State Park	Moody	-	-
Heart of the Hills Fisheries Science Center	Mountain Home	-	-
Pineywoods Ecosystem Project	Nacogdoches	-	-
Brazos Bend State Park	Needville	-	-
Resaca de la Palma State Park	Olmito	-	-
Matador Wildlife Management Area	Paducah	-	-
Perry R. Bass Marine Fisheries Research Center	Palacios	-	-
Game Wardens - Region 3, District 1	Palestine	-	-
Ray Roberts Lake State Park - Isle du Bois Unit	Pilot Point	-	-
Hill Country State Natural Area - Louise Merrick Unit	Pipe Creek	-	-
Lake Bob Sandlin State Park	Pittsburg	-	-
Mustang Island State Park	Port Aransas	-	-
J D Murphree Wildlife Management Area	Port Arthur	-	-
Central Coast Wetlands Ecosystem Project	Port Lavaca	-	-
San Antonio Bay System	Port O'Connor	-	-
Powderhorn Wildlife Management Area	Port O'Connor	-	-
Inland Fisheries	Pottsboro	-	-
Big Bend Ranch State Park	Presidio	-	-
Fort Leaton State Historic Site	Presidio	-	-
Copper Breaks State Park	Quanah	-	-
Caprock Canyons State Park	Quitaque	-	-
Game Wardens - Region 5, District 4	Rio Grande	-	-
Game Wardens - Region 7, District 2	Rochelle	-	-
Goose Island State Park	Rockport	-	-
Rockport Marine Lab	Rockport	-	-
Park Operations - Regional Office	Rockport	-	-
Rockport Maintenance Shop	Rockport	-	-
Interpretative State Park Specialists - Regional	Rockport	-	-
Rockport Law Enforcement Office	Rockport	-	-
Sea Rim State Park	Sabine	-	-
San Angelo Inland Fisheries	San Angelo	-	-
San Angelo Law Enforcement Office Regional Office	San Angelo	-	-
Government Canyon State Natural Area	San Antonio	-	-
Stephen F. Austin State Park	San Felipe	-	-
A. E. Wood Fish Hatchery	San Marcos	-	-
Inland Fisheries - Regional Office	San Marcos	-	-

Texas Parks and Wildlife Department (802)
Schedule of Space Occupied (Continued)
 For the fiscal year ended August 31, 2016

Type	Usable Square Feet	FTEs	Rental Per Month		2016 Actual Annual Cost
			Cost Per Square Foot	Cost Per Month	
-	8,187	-	\$ -	\$ -	\$ -
-	90	-	\$ -	\$ -	\$ -
-	15,893	-	\$ -	\$ -	\$ -
-	1,295	-	\$ -	\$ -	\$ -
-	10,034	-	\$ -	\$ -	\$ -
-	18,837	-	\$ -	\$ -	\$ -
-	16,069	-	\$ -	\$ -	\$ -
-	24,327	-	\$ -	\$ -	\$ -
-	1,200	-	\$ -	\$ -	\$ -
-	3,352	-	\$ -	\$ -	\$ -
-	160	-	\$ -	\$ -	\$ -
-	14,733	-	\$ -	\$ -	\$ -
-	2,046	-	\$ -	\$ -	\$ -
-	19,465	-	\$ -	\$ -	\$ -
-	32,000	-	\$ -	\$ -	\$ -
-	1,640	-	\$ -	\$ -	\$ -
-	11,459	-	\$ -	\$ -	\$ -
-	7,631	-	\$ -	\$ -	\$ -
-	4,500	-	\$ -	\$ -	\$ -
-	40	-	\$ -	\$ -	\$ -
-	15,089	-	\$ -	\$ -	\$ -
-	13,704	-	\$ -	\$ -	\$ -
-	84	-	\$ -	\$ -	\$ -
-	7,593	-	\$ -	\$ -	\$ -
-	64	-	\$ -	\$ -	\$ -
-	9,076	-	\$ -	\$ -	\$ -
-	777	-	\$ -	\$ -	\$ -
-	120	-	\$ -	\$ -	\$ -
-	12,577	-	\$ -	\$ -	\$ -
-	14,270	-	\$ -	\$ -	\$ -
-	6,027	-	\$ -	\$ -	\$ -
-	380	-	\$ -	\$ -	\$ -
-	32,946	-	\$ -	\$ -	\$ -
-	7,745	-	\$ -	\$ -	\$ -
-	9,705	-	\$ -	\$ -	\$ -
-	14,847	-	\$ -	\$ -	\$ -
-	21,862	-	\$ -	\$ -	\$ -
-	1,554	-	\$ -	\$ -	\$ -
-	17,450	-	\$ -	\$ -	\$ -
-	7,749	-	\$ -	\$ -	\$ -
-	8,112	-	\$ -	\$ -	\$ -
-	13,628	-	\$ -	\$ -	\$ -
-	90	-	\$ -	\$ -	\$ -
-	29,655	-	\$ -	\$ -	\$ -
-	2,250	-	\$ -	\$ -	\$ -
-	19,155	-	\$ -	\$ -	\$ -
-	9,586	-	\$ -	\$ -	\$ -
-	9,339	-	\$ -	\$ -	\$ -
-	160	-	\$ -	\$ -	\$ -
-	5,752	-	\$ -	\$ -	\$ -
-	5,270	-	\$ -	\$ -	\$ -
-	5,360	-	\$ -	\$ -	\$ -
-	26,755	-	\$ -	\$ -	\$ -
-	21,784	-	\$ -	\$ -	\$ -
-	24,225	-	\$ -	\$ -	\$ -
-	7,406	-	\$ -	\$ -	\$ -
-	62	-	\$ -	\$ -	\$ -
-	80	-	\$ -	\$ -	\$ -
-	11,089	-	\$ -	\$ -	\$ -
-	4,200	-	\$ -	\$ -	\$ -
-	18,247	-	\$ -	\$ -	\$ -
-	777	-	\$ -	\$ -	\$ -
-	448	-	\$ -	\$ -	\$ -
-	90	-	\$ -	\$ -	\$ -
-	5,566	-	\$ -	\$ -	\$ -
-	5,550	-	\$ -	\$ -	\$ -
-	2,633	-	\$ -	\$ -	\$ -
-	8,554	-	\$ -	\$ -	\$ -
-	11,710	-	\$ -	\$ -	\$ -
-	50,478	-	\$ -	\$ -	\$ -
-	7,569	-	\$ -	\$ -	\$ -

Texas Parks and Wildlife Department (802)
Schedule of Space Occupied (Continued)
For the fiscal year ended August 31, 2016

Location	Address	Lessor	Lease No.
Game Wardens - Region 6, District 3	Seymour	-	-
Inland Fisheries - District Office	Snook	-	-
Lake Somerville State Park - Birch Creek Unit	Somerville	-	-
Guadalupe River State Park	Spring Branch	-	-
Lyndon B. Johnson State Park & Historic Site	Stonewall	-	-
Cooper Lake State Park - South Sulphur Unit	Sulphur Springs	-	-
Cooper Wildlife Management Area	Sulphur Springs	-	-
Martin Creek Lake State Park	Tatum	-	-
Law Enforcement - Regional Office, Region 7	Temple	-	-
Gus Engeling Wildlife Management Area	Tennessee Colony	-	-
Barton Warnock Center	Terlingua	-	-
James Daughtry Wildlife Management Area	Tilden	-	-
Balmorea State Park	Toyahvale	-	-
Abilene State Park	Tuscola	-	-
Wildlife - Regional Office	Tyler	-	-
Parks Regional Office - Tyler	Tyler	-	-
The Nature Center	Tyler	-	-
Tyler Inland Fisheries Office	Tyler	-	-
Tyler State Park	Tyler	-	-
Ray Roberts Lake State Park - Johnson Branch Unit	Valley View	-	-
Lost Maples State Natural Area	Vanderpool	-	-
Vega Law Enforcement Office	Vega	-	-
Waco Park Operations - Regional Office	Waco	-	-
Barrington Living History Farm	Washington	-	-
Washington-on-the-Brazos State Historic Site	Washington	-	-
Las Palomas Wildlife Management Area	Weslaco	-	-
Llano Grande State Park	Weslaco	-	-
Lake Whitney State Park	Whitney	-	-
Lake Arrowhead State Park	Wichita Falls	-	-
Lake Tawakoni State Park	Wills Point	-	-
STATE OWNED TOTALS			
FREE SPACE			
Adrian	PO Box 234	-	-
Austin	5805 North Lamar	-	-
Big Spring	3613 W Hwy 80	-	-
Boerne	140 City Park Rd	-	-
Botines	5805 North Lamar Boulevard	-	-
Brackettville	PO Box 348	-	-
Bryan	5805 North Lamar	-	-
Buchanan Dam	8347 W RR 1431	-	-
Canadian	1331 Lamar St. Ste. 650	-	-
Corpus Christi	6300 Ocean Drive	-	-
Corpus Christi	901 Leopard	-	-
Dayton	1923 Sam Houston	-	-
Del Rio	PO Drawer F	-	-
Eagle Pass	PO Box 907	-	-
El Paso	2 Civic Center Plaza	-	-
El Paso	401 East Franklin Ste. 520	-	-
Flynn	Draw 808	-	-
Fort Davis	109 N. State Street	-	-
Fort Stockton	103 W Callaghan	-	-
Fort Worth	800 East North Side Drive	-	-
Garland	Froste LN	-	-
Glidden	5805 North Lamar	-	-
Goat Creek	5805 North Lamar	-	-
Greenville	2801 Stuart Street	-	-
Hempstead	25th Street	-	-
Henderson	115 N. Main	-	-
Hilltop	PO Box 36	-	-
Huntsville	PO Box 2027	-	-
Lake Ray Roberts	PO Box 17300	-	-
Lake Ray Roberts	PO Box 17300	-	-
Lake Sam Rayburn	Country Road 218	-	-
Lake Texoma	1645 South 101 East Ave	-	-
Lake Whitney	PO Box 17300	-	-
Lazbuddie	5805 North Lamar	-	-
Marshall	5805 North Lamar	-	-
Matagorda	4233 West Richey Road	-	-
Menard	3355 FM	-	-
Muenster	11799 W Hwy 82	-	-

Texas Parks and Wildlife Department (802)
Schedule of Space Occupied (Continued)
 For the fiscal year ended August 31, 2016

Type	Usable Square Feet	FTEs	Rental Per Month		2016 Actual Annual Cost
			Cost Per Square Foot	Cost Per Month	
-	85	-	\$ -	\$ -	\$ -
-	777	-	\$ -	\$ -	\$ -
-	16,095	-	\$ -	\$ -	\$ -
-	30,884	-	\$ -	\$ -	\$ -
-	34,856	-	\$ -	\$ -	\$ -
-	8,895	-	\$ -	\$ -	\$ -
-	80	-	\$ -	\$ -	\$ -
-	10,676	-	\$ -	\$ -	\$ -
-	80	-	\$ -	\$ -	\$ -
-	7,540	-	\$ -	\$ -	\$ -
-	25,109	-	\$ -	\$ -	\$ -
-	1,530	-	\$ -	\$ -	\$ -
-	20,648	-	\$ -	\$ -	\$ -
-	13,523	-	\$ -	\$ -	\$ -
-	1,356	-	\$ -	\$ -	\$ -
-	5,612	-	\$ -	\$ -	\$ -
-	22,238	-	\$ -	\$ -	\$ -
-	3,240	-	\$ -	\$ -	\$ -
-	12,382	-	\$ -	\$ -	\$ -
-	14,929	-	\$ -	\$ -	\$ -
-	15,476	-	\$ -	\$ -	\$ -
-	92	-	\$ -	\$ -	\$ -
-	7,875	-	\$ -	\$ -	\$ -
-	4,753	-	\$ -	\$ -	\$ -
-	49,176	-	\$ -	\$ -	\$ -
-	13,828	-	\$ -	\$ -	\$ -
-	1,554	-	\$ -	\$ -	\$ -
-	17,213	-	\$ -	\$ -	\$ -
-	12,018	-	\$ -	\$ -	\$ -
-	4,466	-	\$ -	\$ -	\$ -
STATE OWNED TOTALS	10,891,752	-	\$ -	\$ -	\$ -

Radio Tower	*	-	\$ -	\$ -	\$ -
Radio Tower	*	-	\$ -	\$ -	\$ -
Radio Tower	*	-	\$ -	\$ -	\$ -
Office	65	-	\$ -	\$ -	\$ -
Radio Tower	*	-	\$ -	\$ -	\$ -
Radio Tower	*	-	\$ -	\$ -	\$ -
Radio Tower	9	-	\$ -	\$ -	\$ -
Radio Tower	*	-	\$ -	\$ -	\$ -
Radio Tower	*	-	\$ -	\$ -	\$ -
Office	5,605	-	\$ -	\$ -	\$ -
Radio Tower	*	-	\$ -	\$ -	\$ -
Boat	6,000	-	\$ -	\$ -	\$ -
Radio Tower	*	-	\$ -	\$ -	\$ -
Radio Tower	*	-	\$ -	\$ -	\$ -
Office	*	-	\$ -	\$ -	\$ -
Office	1628	-	\$ -	\$ -	\$ -
Radio Tower	*	-	\$ -	\$ -	\$ -
Office	*	-	\$ -	\$ -	\$ -
Office	427	-	\$ -	\$ -	\$ -
Radio Tower	*	-	\$ -	\$ -	\$ -
Land	*	-	\$ -	\$ -	\$ -
Radio Tower	*	-	\$ -	\$ -	\$ -
Radio Tower	*	-	\$ -	\$ -	\$ -
Office	100	-	\$ -	\$ -	\$ -
Radio Tower	20	-	\$ -	\$ -	\$ -
Office	138	-	\$ -	\$ -	\$ -
Radio Tower	*	-	\$ -	\$ -	\$ -
Office	*	-	\$ -	\$ -	\$ -
Office	206	-	\$ -	\$ -	\$ -
Land	5,009,000	-	\$ -	\$ -	\$ -
Radio Tower	4	-	\$ -	\$ -	\$ -
Land	1,655,000	-	\$ -	\$ -	\$ -
Land	33,759,000	-	\$ -	\$ -	\$ -
Radio Tower	*	-	\$ -	\$ -	\$ -
Radio Tower	9	-	\$ -	\$ -	\$ -
Radio Tower	*	-	\$ -	\$ -	\$ -
Land/Radio Tower	200	-	\$ -	\$ -	\$ -
Radio Tower	*	-	\$ -	\$ -	\$ -

Texas Parks and Wildlife Department (802)
Schedule of Space Occupied (Continued)
For the fiscal year ended August 31, 2016

Location	Address	Lessor	Lease No.
Needville	PO Nox 527	-	-
New Braunfels	1297 Churchhill Drive	-	-
Pablo Pinto	PO Box 279	-	-
Pat Mayse Lake	1679 Farn Road	-	-
Purdon	1175 FM 667	-	-
Rio Grande City	Rio Grande	-	-
San Angelo	5805 South Lamar Blvd	-	-
San Antonio	10711 Burnett Rd Ste. 200	-	-
Strawn	118 East Housley Ave.	-	-
Temple	3636 Tower Rd.	-	-
Texarkana	PO Box 17300	-	-
Tyler	Cherri St.	-	-
Van Horn	PO Box 927	-	-
Waco	1601 E. Crest Drive	-	-
FREE SPACE TOTALS			
LEASED			
Alpine	3201 N Hwy 118	Dodson Self Storage	458948
Anahuac	P O Box 811	Elizabeth Gibson	457836
Austin	14297 FM 2769	Riviera Marina	469015
Ballinger	2718 FM 382	C-M Construction	430571
Baytown	4500 N. Main	Baytown Boat & RV Storage	425742
Beaumont	3385 Laurel #204	Beaumont Yacht Club	444047
Benbrook	911 Winscott Plover Rd	City of Benbrook	125664
Bridge City	730 Jones St	Fabricating Solutions LLC	470849
Brownwood	300 Homer K Taylor Dr.	Texas State Technical College	221821
Buchanan Dam	P O Box 358	McDonald Properties Storage	468323
Burkeville	2900 Manning St	Paw Paw's Self Storage	447462
Canyon Lake	PO Box 1944	Brad's Boat and RV Storage	438517
Carthage	154 CR 1839	Panola County Freshwater District #1	151050
Cold State Parking	3341 St Hwy 156	Jeff's Tall Stalls Storage	434483
College Station	17333 State Highway 6 South	A&M Super Storage at Wellborn	432000
Conroe	15561 Marina Drive	CLJH Real Estate, L.P	468590
Corpus Christi	PO Box 10366	EIPRO LLC	450194
Corpus Christi/Flour Bluff	1214 Graham Rd	Calvin Self Properties	463500
Corpus Christi/Flour Bluff	502 Graham Rd	Boat Stop Storage	477425
Corsicana	1724 W 3rd Avenue	Julius Flores II	451312
Crockett	203 Valley Lane	The Space Place	438996
Del Rio/Lake Amistad	3902 Veterans Blvd	Anchor Boat Storages II	447332
Eagle Pass	1610 Barranca Dr	Francisco J. Jiminez	433745
Eastland	13601 Highway 6	Wayne Bailey Rentals	426965
El Campo	397 Alene	Jearl Lewing	420803
Ennis	1101 N Mckinney	BC's Storage	217694
Fayetteville	1013 Park Prairie Road	Jimmy J. Scheilack	438925
Flint	PO Box 3123	John D Bretzke	464143
Fort Worth	8460 Boat Club Rd	Boat Club Rd Storage	459012
Fort Worth	800 E North Side Dr.	Tarrant County Wate District	1124
Freeport	4515 Trammel St	Capt. Mark's Bastrop Marina	456062
Galveston	715 Holiday Drive North	GYB Management Services LLC	453071
Garland/Rockwall	5965 Marina Dr.	Captain's Cove Marina	454971
George West	3608 Hwy 281 N	281 Mini Storage	442065
Georgetown	6211 Williams Dr.	McDonald Self Storage	419240
Graford	PO Box 47	Circle C Storage	471073
Haskell	1 Ave D	Haskell County	428084
Hemphill	P O Box 251	Bealls' Auto Sales/ C&C Storage	434197
Ingleside	P O Box 1028	Ingleside Dock and Fuel Company	220051
Jacksonville	300 E Tena St	Berry's Tin Shop	443427
Jacksonville	6018 Graemont Blvd	BZ Equities LLC	436024
Jefferson	4702 N Hwy 59	Roger's Enterprises	439576
Lake Averhoff	2901 N HWY 83	B K Guyler	457350
Lake Cypress Springs	1037 CR SE 4220	Franklin County Water District	430444
Lake Sam Rayburn Dam	CR Rd 32	Circle E Boat Storage	438488
Lakehills	581 Harbour Way	Harbour RV Resort	439818
Laredo/Lake Casa Blanca State Park	5201 Bob Bullock Loop	Webb County	410598
Livingston	4351 Hwy 190 West	CH Marine Inc.	433589
Lopeno	1513 Stop 15A	F & M Ramirez LTD	455247
Los Fresnos	41786 FM 510	Laguna Seca Properties	148969
Lufkin	7617 East State Hwy 103	Allen Loggins Jr	455530
Matagorda	P O Box 585	Hwy 60 Boat Storage	442033
Matagorda	P O Box 585	Hwy 60 Boat Storage	477763
Mathis	207 Stephens Loop	J & R Sleepy Hollow Camp	173248

Texas Parks and Wildlife Department (802)
Schedule of Space Occupied (Continued)
 For the fiscal year ended August 31, 2016

Type	Usable Square Feet	FTEs	Rental Per Month		2016 Actual Annual Cost
			Cost Per Square Foot	Cost Per Month	
Radio Tower	*	-	\$ -	\$ -	\$ -
Office	420	-	\$ -	\$ -	\$ -
Radio Tower	*	-	\$ -	\$ -	\$ -
Office	175	-	\$ -	\$ -	\$ -
Office	100	-	\$ -	\$ -	\$ -
Radio Tower	*	-	\$ -	\$ -	\$ -
Radio Tower	4	-	\$ -	\$ -	\$ -
Office	*	-	\$ -	\$ -	\$ -
Office	165	-	\$ -	\$ -	\$ -
Radio Tower/ Land	128	-	\$ -	\$ -	\$ -
Land	*	-	\$ -	\$ -	\$ -
Radio Tower	*	-	\$ -	\$ -	\$ -
Office	120	-	\$ -	\$ -	\$ -
Office	*	-	\$ -	\$ -	\$ -
FREE SPACE TOTALS	40,438,523	-	\$ -	\$ -	\$ -

Boat Storage	400	*	\$ 0.33	\$ 130.00	\$ 910.00
Boat Storage	7,500	*	\$ 0.14	\$ 1,050.00	\$ 12,600.00
Boat Storage	192	*	\$ 0.05	\$ 10.00	\$ 120.00
Boat Storage	330	*	\$ 0.15	\$ 50.00	\$ 600.00
Boat Storage	5,480	*	\$ 0.47	\$ 2,581.36	\$ 30,976.32
Boat Storage	720	*	\$ 0.30	\$ 217.60	\$ 2,611.20
Boat Storage	230	*	\$ 0.11	\$ 25.00	\$ 300.00
Boat Storage	4,000	*	\$ 0.27	\$ 1,073.00	\$ 12,876.00
Boat Storage	1,800	*	\$ 0.10	\$ 180.00	\$ 180.00
Boat Storage	5,184	*	\$ 0.14	\$ 720.00	\$ 8,640.00
Boat Storage	1,260	*	\$ 0.19	\$ 240.00	\$ 2,880.00
Boat Storage	1,800	*	\$ 0.25	\$ 450.00	\$ 5,400.00
Boat Storage	160	*	\$ 0.25	\$ 40.00	\$ 480.00
Boat Storage	960	*	\$ 0.29	\$ 280.00	\$ 3,360.00
Boat Storage	2,023	*	\$ 0.22	\$ 440.00	\$ 5,280.00
Boat Storage	1,740	*	\$ 0.29	\$ 510.00	\$ 6,120.00
Boat Storage	1,800	*	\$ 0.17	\$ 300.00	\$ 3,600.00
Boat Storage	6,860	*	\$ 0.32	\$ 2,162.00	\$ 6,486.00
Boat Storage	875	*	\$ 0.37	\$ 320.00	\$ 2,240.00
Boat Storage	4,000	*	\$ 0.06	\$ 250.00	\$ 3,000.00
Boat Storage	720	*	\$ 0.24	\$ 170.00	\$ 2,040.00
Boat Storage	4,488	*	\$ 0.20	\$ 900.00	\$ 10,800.00
Boat Storage	1,200	*	\$ 0.23	\$ 275.00	\$ 3,300.00
Boat Storage	200	*	\$ 0.38	\$ 75.00	\$ 900.00
Boat Storage	480	*	\$ 0.16	\$ 75.00	\$ 900.00
Boat Storage	207	*	\$ 0.20	Annual Pymt	\$ 500.00
Boat Storage	768	*	\$ 0.20	\$ 150.00	\$ 1,800.00
Boat Storage	450	*	\$ 0.22	\$ 100.00	\$ 1,200.00
Boat Storage	720	*	\$ 0.45	\$ 325.00	\$ 2,600.00
Boat Storage	2,310	*	\$ 0.04	Annual Pymt	\$ 100.00
Boat Storage	3,476	*	\$ 0.17	\$ 595.00	\$ 7,140.00
Boat Storage	1,170	*	\$ 0.60	\$ 700.00	\$ 8,400.00
Boat Storage	532	*	\$ 0.19	\$ 100.00	\$ 1,200.00
Boat Storage	1,260	*	\$ 0.30	\$ 375.00	\$ 4,500.00
Boat Storage	250	*	\$ 0.26	\$ 65.00	\$ 780.00
Boat Storage	960	*	\$ 0.16	\$ 150.00	\$ 1,800.00
Boat Storage	896	*	\$ 0.06	\$ 50.00	\$ 600.00
Boat Storage	1,080	*	\$ 0.21	\$ 225.00	\$ 2,700.00
Boat Storage	2,880	*	\$ 0.42	\$ 1,209.60	\$ 14,515.20
Boat Storage	2,520	*	\$ 0.18	\$ 450.00	\$ 5,400.00
Boat Storage	2,500	*	\$ 0.26	\$ 650.00	\$ 7,800.00
Boat Storage	1,500	*	\$ 0.10	\$ 150.00	\$ 1,800.00
Boat Storage	875	*	\$ 0.13	\$ 110.00	\$ 1,300.00
Boat Storage	240	*	\$ 0.42	\$ 100.00	\$ 1,200.00
Boat Storage	1,080	*	\$ 0.28	\$ 300.00	\$ 3,600.00
Boat Storage	1,800	*	\$ 0.28	\$ 500.00	\$ 6,000.00
Boat Storage	1,250	*	\$ 0.08	\$ 100.00	\$ 1,200.00
Boat Storage	1,200	*	\$ 0.25	\$ 300.00	\$ 3,600.00
Boat Storage	1,050	*	\$ 0.40	\$ 422.56	\$ 5,070.72
Boat Storage	7,357	*	\$ 0.30	\$ 2,200.00	\$ 26,400.00
Boat Storage	1,440	*	\$ 0.21	\$ 300.00	\$ 3,600.00
Boat Storage	2,400	*	\$ 0.12	\$ 280.00	\$ 1,680.00
Boat Storage	2,400	*	\$ 0.12	\$ 280.00	\$ 3,080.00
Boat Storage	924	*	\$ 0.70	\$ 650.00	\$ 7,800.00

Texas Parks and Wildlife Department (802)
Schedule of Space Occupied (Continued)
For the fiscal year ended August 31, 2016

Location	Address	Lessor	Lease No.
McAllen	5901 N 10th	SecurCare Move It	459161
Midland	500 S Midland Dr.	Aztec Storage Center	461743
Mount Pleasant	P O Box 650	Titus Co Freshwater Supply Dist. #1	422167
Nacogdoches	P O Box 633000	Sandra W Vanover	440379
Palacios	100 Marine Center Drive	Matagorda County Navigation Dist. 1	416982
Palacios	PO Box 551	312 1/2 E. Koontz	440286
Palacios	312 1/2 E Koontz	Palacios Dry Storage and Boat Storage	457772
Palestine	4801 N. Loop 256	Lone Star Secure Storage-Burch	447420
Port Aransas	P O Box 872	Fairway Stalls (R Mark Grosse)	433683
Port Arthur	520 Pleasure Pier Blvd	Pleasure Island Commission	448060
Port Arthur	8989 HIGHWAY 69	AAA American Mini Storage	467706
Port Isabel	702 Champion Avenue	Port Isabel Park Center	445750
Port Lavaca	1728 W Main St	Howlett's Inc.	169267
Port Mansfield	1051 East Port Drive	Boat Haven	485756
Powderly	68 County Road 35725	Donald Farmer	220034
Quitman	418 Village Drive	Goodwill Children's Mission	450789
Riviera	663 South 1546 FM	Steve Unterbrink	437982
Rockwall	1760 IH 30	Rockwall Mini Storage	457398
Salado	9806 Union Grove Park Road	Union Grove Boat & RV Storage	442734
Sam Rayburn	11533 Hwy 124	All Seasons Storage	447471
San Angelo	6222 US Highway 67 S	Baker Enterprises	448102
San Angelo	5961 Knickerbocker Road	Red Bluff Storage	432292
San Antonio	14156 East Loop 1604 South	Lighthouse Boat & RV Storage	441052
San Augustine	RR4 Box 2690	103 Boat Storage	433649
Sanford/Borger	Sanford Yake Rd & Hi Plains Rd	Lakeview Storage	203397
Seabrook	1900 Shipyard Drive	Seabrook Marina	455967
Seabrook	1900 Shipyard Drive	Seabrook Marina	435114
Seguin	12100 FM 725	Woehler Storage	441031
Silverton	RT 1 Box 14	MacKenzie Municipal Water Authority	431019
Somerville	5931 Hillside Ln	Allsports Boat & RV	451542
State Parkur	HCR 2 Box 127	White River Marina	202854
Temple	4804 Lakesire Circle	Elmer Arldt	440685
Texas City	4028 Texas Avenue	Twin Cities Storage	457392
Trinity	9126 Brahms Lane	Culpepper Boat Storage	448510
Tyler	17672 Southpoint Rd	Bryan Bateman Properties	479384
Uvalde	1984 FM 1052	Janice Robertson	468041
Victoria	469 Schell Rd	American Boat and RV	472122
Whitehouse	101 Business Park Dr.	Conaway Properties	436354
Willis	13556 Calvary Rd	Lochness Storage	435187
Wills Point/ Lake Tawakoni	11526 FM 751	Burton Marine Service Inc.	461825
Wylie	8318 E Parker Rd	Davis Boat & RV Storage	461669
Zapata	1513 Stop 15A	F & M Ramirez LTD	455247
Zapata	3rd and Lincoln St	F & M Ramirez LTD	455068
Bend	12777 HIGHWAY 87 N	Sabine River Authority	120600
Crockett	1991 SE Loop 304	Jane W. Harkins	426131
Floresville	27914 San Clemente	Rudolph (Rudy) Edward Schiefelbein IV	451751
Fort Stockton	P O Box 1989	Longfellow Ranch Partners	422935
Henderson	PO Box 1721	Glenn W Holladay Jr	219483
Rockport	902 Navigation Circle	Aransas County Navigation	430664
Sierra Blanca	P O Box 187	Joe Tammen	410984
Weslaco	7555 E Windlawn Way	Ballard Family Trust (E. B. Ballard, Jr.)	409750
Weslaco	7555 E Windlawn Way	Ballard Family Trust (Genevieve B. Meadow)	409747
Abilene	281 N Willis	Boykin Investments	1128
Abilene	5325 N. 3rd	Scott Family Enterprises, LLC	436103
Alpine	109 S Cockrell	Johnson Feed & Western Wear	114283
Amarillo	203 W 8th St	TNT Properties Inc.	1131
Austin	1340 Airport Commerce Drive	Kansas City Life Insurance Company	463717
Bastrop	944 Hwy 71 E	Aimed Investments Co	183254
Beaumont	5655 Eastex Freeway	Synergy RPC LLC	435168
Brownsville	5460 Paredes Line Rd Ste. 201	2MJ Properties LTD	105784
Brownwood	301 Main St	Texas State Technical College	217197
Brownwood	114 Center Ave	Brownwood Enterprises LLC	197321
Buffalo	2706 W Commerce	Buffalo Partners, LTD	215569
Canyon	400 Hwy 60	Paul Blake Enterprises	43019
Canyon	301 23rd St	West Texas A & M University - Canyon	408880
Canyon	301 23rd St	West Texas A & M University - Canyon	483738
College Station	12845 FM2154	Southwood West A General Partnership	196756
Corpus Christi	5541 Bear Lane	5541 Bear Lane LC	1021
Garland	346 Oaks Trail Ste. 100	Colonial Acceptance Partners LP	91951
Haltom City	5400 Airport Freeway	JaGee Properties Inc.	127587
Houston	10101 Southwest Freeway Ste.206	HSO Sterling Plaza	156775

Texas Parks and Wildlife Department (802)
Schedule of Space Occupied (Continued)
 For the fiscal year ended August 31, 2016

Type	Usable Square Feet	FTEs	Rental Per Month		2016 Actual Annual Cost
			Cost Per Square Foot	Cost Per Month	
Boat Storage	1,000	* \$	0.30	\$ 300.00	\$ 3,600.00
Boat Storage	198	* \$	0.56	\$ 110.00	\$ 1,320.00
Boat Storage	1,600	* \$	0.14	\$ 225.00	\$ 2,700.00
Boat Storage	1,200	* \$	0.27	\$ 325.00	\$ 3,900.00
Boat Storage	5,040	* \$	0.11	\$ 550.00	\$ 6,600.00
Boat Storage	360	* \$	0.18	\$ 65.00	\$ 780.00
Boat Storage	360	* \$	0.21	\$ 75.00	\$ 900.00
Boat Storage	1,800	* \$	0.19	\$ 345.00	\$ 4,140.00
Boat Storage	768	* \$	0.31	\$ 240.00	\$ 2,880.00
Boat Storage	1,000	* \$	0.18	\$ 175.00	\$ 2,100.00
Boat Storage	1,800	* \$	0.22	\$ 400.00	\$ 4,800.00
Boat Storage	700	* \$	0.29	\$ 200.00	\$ 2,400.00
Boat Storage	3,600	* \$	0.26	\$ 950.00	\$ 11,400.00
Boat Storage	4,380	* \$	0.25	\$ 1,110.00	\$ -
Boat Storage	250	* \$	0.26	\$ 65.00	\$ 780.00
Boat Storage	660	* \$	0.23	\$ 150.00	\$ 1,800.00
Boat Storage	3,200	* \$	0.44	\$ 1,400.00	\$ 16,800.00
Boat Storage	575	* \$	0.30	\$ 172.00	\$ 1,720.00
Boat Storage	720	* \$	0.38	\$ 270.00	\$ 3,240.00
Boat Storage	360	* \$	0.26	\$ 95.00	\$ 1,140.00
Boat Storage	300	* \$	0.27	\$ 80.00	\$ 960.00
Boat Storage	960	* \$	0.26	\$ 250.00	\$ 3,000.00
Boat Storage	3,240	* \$	0.16	\$ 512.00	\$ 6,144.00
Boat Storage	1,080	* \$	0.14	\$ 150.00	\$ 1,800.00
Boat Storage	200	* \$	0.30	\$ 60.00	\$ 720.00
Boat Storage	3,360	* \$	0.28	\$ 957.32	\$ 11,487.84
Boat Storage	960	* \$	0.59	\$ 569.50	\$ 6,834.00
Boat Storage	1,170	* \$	0.26	\$ 300.00	\$ 3,600.00
Boat Storage	450	* \$	0.12	\$ 55.00	\$ 660.00
Boat Storage	720	* \$	0.11	\$ 80.00	\$ 960.00
Boat Storage	260	* \$	0.15	\$ 40.00	\$ 480.00
Boat Storage	840	* \$	0.19	\$ 160.00	\$ 1,760.00
Boat Storage	5,160	* \$	0.32	\$ 1,650.00	\$ 19,800.00
Boat Storage	1,512	* \$	0.28	\$ 420.00	\$ 5,040.00
Boat Storage	1,000	* \$	0.43	\$ 425.00	\$ 5,100.00
Boat Storage	1,080	* \$	0.88	\$ 950.00	\$ 11,400.00
Boat Storage	456	* \$	0.16	\$ 75.00	\$ 900.00
Boat Storage	1,000	* \$	0.35	\$ 350.00	\$ 3,500.00
Boat Storage	1,080	* \$	0.23	\$ 248.00	\$ 2,976.00
Boat Storage	2,350	* \$	0.21	\$ 500.00	\$ 6,000.00
Boat Storage	720	* \$	0.69	\$ 495.00	\$ 2,475.00
Boat Storage	2,200	* \$	0.18	\$ 400.00	\$ 4,800.00
Boat Storage	6,250	* \$	0.27	\$ 1,675.00	\$ 20,100.00
Land	*	*	*	Annual Pymt	\$ 1.00
Land	*	*	*	Annual Pymt	\$ 1,500.00
Land	*	*	*	Bi-Annual Pymt	\$ 6,000.00
Land	*	*	*	Annual Pymt	\$ 1,806.00
Land	*	*	*	Annual Pymt	\$ 275.00
Land	*	*	*	Annual Pymt	\$ 2,998.62
Land	*	*	*	Annual Pymt	\$ 1,800.00
Land	*	*	*	Annual Pymt	\$ 1,500.00
Land	*	*	*	Annual Pymt	\$ 1,500.00
Office Space	1,141	6 \$	0.64	\$ 727.58	\$ 8,730.96
Office Space	5,160	1 \$	0.21	\$ 1,097.47	\$ 13,169.64
Office Space	6,050	9 \$	0.27	\$ 1,656.60	\$ 19,879.20
Office Space	4,000	5 \$	0.50	\$ 2,000.00	\$ 23,502.00
Office Space	40,304	24 \$	1.23	\$ 49,737.69	\$ 596,852.28
Office Space	255	1 \$	2.86	\$ 730.00	\$ 8,760.00
Office Space	2,625	6 \$	1.33	\$ 3,484.36	\$ 41,812.32
Office Space	1,380	5 \$	1.41	\$ 1,948.57	\$ 23,382.84
Office Space	2,265	6 \$	0.63	\$ 1,415.63	\$ 16,987.56
Office Space	1,318	4 \$	0.66	\$ 868.80	\$ 10,347.34
Office Space	441	2 \$	1.14	\$ 500.90	\$ 6,010.80
Office Space	4,080	4 \$	0.34	\$ 1,402.53	\$ 16,830.36
Office Space	1,041	* \$	0.53	\$ 547.17	\$ 5,471.70
Office Space	1,041	* \$	0.61	\$ 635.01	\$ 1,270.02
Office Space	2,090	1 \$	1.23	\$ 2,580.00	\$ 30,096.00
Office Space	4,859	14 \$	0.67	\$ 3,269.87	\$ 39,238.44
Office Space	3,839	12 \$	1.19	\$ 4,556.42	\$ 54,677.04
Office Space	6,710	12 \$	0.83	\$ 5,600.00	\$ 67,200.00
Office Space	1,808	15 \$	1.50	\$ 2,712.00	\$ 32,958.37

Texas Parks and Wildlife Department (802)
Schedule of Space Occupied (Continued)
For the fiscal year ended August 31, 2016

Location	Address	Lessor	Lease No.
Houston	350 N Sam Houston	Boxer Property Management Company	185835
La Grange	111 E Travis St	Fayette Savings Association	80363
La Marque	14037 Delaney Road	La Marque Outlet Development	116315
La Porte	117 East A Street	Harris County Treasurer	429969
Laredo	5119 Bob Bullock Loop	Webb County	404282
Lufkin	4100 S Meadford Dr. Ste. 204B	Dude Development LTD	173880
Lufkin	1805 E Lufkin Ave	Tri Lufkin	1041
Marshall	3802 E End Blvd South	Pete McCarty	1043
Mathis	9892 FM 3377	Mathis Manufacturing Inc.	1048
Menard	104 E. San Saba	Whitson Communications	426343
Midland	4500 W Illinois	One Double Barrel LLC	479921
Mt. Pleasant	212 S Johnson	Strube Properties LLC	479764
Nacogdoches	506 Hayter St	USDA-Forest Service-SO for EXPSTA	81269
New Caney	22031 Baptist Encampment Rd	City of Houston	194704
Palacios	2200 Harrison	Kana Rental Properties	185493
Port Arthur	601 Channel View	Pleasure Island Commission	1663
Rusk	580 W. 6th Street	Tosh Retirement Partnership LP	178441
San Angelo	3900-2 Mercedes Stree	Texas A&M System	426766
San Antonio	2391 NE Loop 410, Ste. 409	Peloton Management SA	459250
San Marcos	300 S CM Allen Pkwy	San Marcos Jackson Square Dev Inc.	209266
Temple	3615 S General Bruce Dr.	RMSJ Investments LTD	161603
Tyler	2112 Old Henderson Hwy	Helon Clayton and Stephanie Clayton	1851
Tyler	3330 S Southwest Loop 323	Commerce Square Corporation	137805
Uvalde	1619 Garner Field Road	Texas Agrilife Research	427457
Victoria	2805 N Navarro	County of Victoria	90114
Waco	8684 LaVillage Ave	Hoppenstein Properties Inc.	1123
Wichita Falls	4822 Kemp Boulevard, Ste. 130	WF Retails Investments	420421
Wichita Falls	409 Chester Ave.	Vernal L. Huffines	1125
Wimberley	950 FM 2325 Ste. A	Wallace Lawrence Management	478349
Alice	PO Box 7247	American Tower Corporation	456383
Andrews	P O Box 1823	Ben E Brewer	464521
Beaumont	P O Box 409250	Pinnacle Towers Inc.	480461
Big Lake	P O Box 100	Reagan County	476688
Burnet	220 S Pierce St	Burnet County	429865
Carrizo Springs	303 So 5th Street	Dimmit County	414535
Cedar Hill	P O Box 3728	Clark-Parkerville LP	451717
Clarendon	P O Box 948	Greenbelt Electric Coop	451344
Comanche	Hwy 36	Comanche County	431169
Cumby	P O Box 8294	Crossroads Communication	449367
El Dorado	1000 Louisiana Ste. 4300	Targa Midstream Services LP	203577
Electra	PO Box 50564	D&D Telecommunications Properties	449011
Fluvanna	5811 34th St	Southplains Communications	469799
Fritch	P O Box 9	Canadian River Municipal Water	74109
Goliad	P O Vox 7247	American Tower	456490
Goodlet	P O Box 1337	Central Communications/Chilton	454940
Gregory	PO Box 951439	Houston Pipe Line Company LP	440792
Hunt	P O Box 4735	Enterprise Texas Pipeline LLC	448447
Livingston	P O Box 1121	Sam Houston Electric	411817
Los Fresnos	P O Box 1808	Mobile Relays Partners	202982
New Braunfels	2000 Corporate Drive	Pinnacle Towers Inc.	459535
Paris	4801 Lamar Avenue	Airwaves Communications Inc.	454675
Pearsall	202 Kelly Drive	Husky Tower Co	420502
Purley	P O Box 990	East Texas Broadcasting Inc.	449382
Riviera	420 East County Rd. 2335	Riviera Cellular & Telecommunication	456252
Rock Springs	P O Box 193	Edwards County	176980
Sonora	P O Box 1808	Sutton County	440776
Spearman	P O Box 951152	Exxon Company USA	400277
Stamford	P O Box 1147	Big Country Electric Coop	429256
Sweetwater	100 E 3rd St	Nolan County	54519
Tarpley	5289 Kyle Ranch Rd	Johhny Becker LLC	457335
Brownwood	303 Water St	AAA Storage	435372
Canyon	1205 23rd Street Ste. 7E	Rockin R Self Storage	480249
College Station	1555 Arrington Rd	Arrington Rd Self Storage	426769
Corpus Christi	8041 S. Padre Island Dr	Access Storage	472451
Mount Pleasant	275 CR 3207	Mini Storage of Mt Pleasant	440087
Oakwood/Bufalo	10226 Hwy 79 East	A & W Mini Storage/Ann Hibbard	460816
Pleasanton	1222 W. Oaklawn Road	Affordable Storage Estelle West	461002
San Angelo	6182 Brodnax	R.E.H Properties	211900
San Angelo	6182 Brodnax	R.E.H Properties	478995
San Marcos	1006 E Hwy 80	Tom Thumb Storage	467929

Texas Parks and Wildlife Department (802)
Schedule of Space Occupied (Continued)
 For the fiscal year ended August 31, 2016

Type	Usable Square Feet	FTEs	Rental Per Month		2016 Actual Annual Cost
			Cost Per Square Foot	Cost Per Month	
Office Space	2,970	8	\$ 1.04	\$ 3,095.31	\$ 37,143.72
Office Space	381	5	\$ 2.48	\$ 945.46	\$ 11,345.52
Office Space	1,892	18	\$ 1.46	\$ 2,764.69	\$ 33,126.60
Office Space	709	7	\$ 0.14	\$ 100.00	\$ 1,200.00
Office Space	3,281	8	\$ 0.81	\$ 2,657.61	\$ 31,891.32
Office Space	1,980	7	\$ 1.16	\$ 2,289.99	\$ 27,431.93
Office Space	12,555	2	\$ 0.04	\$ 500.00	\$ 6,000.00
Office Space	2,610	4	\$ 0.31	\$ 816.32	\$ 9,795.84
Office Space	4,350	12	\$ 0.24	\$ 1,061.34	\$ 12,736.08
Office Space	154	2	\$ 1.64	\$ 252.55	\$ 3,030.60
Office Space	1,326	4	\$ 0.90	\$ 1,198.93	\$ 9,591.44
Office Space	3,920	5	\$ 0.52	\$ 2,044.00	\$ 24,528.00
Office Space	118	1	\$ 1.20	Annual Pymt	\$ 1,699.20
Office Space	192	1	*	Annual Pymt	\$ -
Office Space	4,300	8	\$ 0.29	\$ 1,244.00	\$ 14,928.00
Office Space	2,330	8	\$ 0.39	\$ 900.00	\$ 10,800.00
Office Space	4,552	*	\$ 0.34	\$ 1,557.28	\$ 18,687.36
Office Space	1,445	5	*	Annual Pymt	\$ 2,000.00
Office Space	4,105	11	\$ 1.27	\$ 5,216.27	\$ 93,861.60
Office Space	1,356	*	\$ 1.01	\$ 1,364.89	\$ 16,378.68
Office Space	8,726	10	\$ 0.46	\$ 4,000.00	\$ 47,352.24
Office Space	2,430	3	\$ 0.14	\$ 344.35	\$ 4,132.20
Office Space	1,675	5	\$ 0.67	\$ 1,116.66	\$ 13,399.92
Office Space	236	1	\$ 0.85	\$ 200.00	\$ 2,200.00
Office Space	2,500	12	\$ 1.15	\$ 2,875.00	\$ 34,500.00
Office Space	3,000	4	\$ 0.34	\$ 1,034.56	\$ 12,414.72
Office Space	2,179	4	\$ 1.00	\$ 2,179.00	\$ 26,148.00
Office Space	3,972	3	\$ 0.30	\$ 1,200.00	\$ 14,400.00
Office Space	235	1	\$ 0.69	\$ 161.90	\$ 1,942.80
Radio Tower	*	*	\$ *	\$ 572.00	\$ 6,864.00
Radio Tower	6	*	\$ 33.33	\$ 200.00	\$ 2,400.00
Radio Tower	6	*	\$ 92.46	\$ 554.78	\$ 6,657.36
Radio Tower	6	*	\$ 12.50	\$ 75.00	\$ 750.00
Radio Tower	*	*	*	Annual Pymt	\$ 200.00
Radio Tower	16	*	\$ 7.00	\$ 112.00	\$ 1,344.00
Radio Tower	16	*	\$ 37.50	\$ 600.00	\$ 7,200.00
Radio Tower	*	*	\$ *	\$ 125.00	\$ 1,500.00
Radio Tower	6	*	\$ 2.78	Annual Pymt	\$ 200.00
Radio Tower	3	*	\$ 66.67	\$ 200.00	\$ 2,400.00
Radio Tower	6	*	\$ 4.17	\$ 25.00	\$ 300.00
Radio Tower	9	*	\$ 36.17	\$ 325.50	\$ 3,906.00
Radio Tower	6	*	\$ 41.67	\$ 250.00	\$ 3,000.00
Radio Tower	*	*	*	Annual Pymt	\$ 120.00
Radio Tower	4	*	\$ *	\$ 1,035.38	\$ 10,388.16
Radio Tower	8	*	\$ 22.25	\$ 178.00	\$ 2,136.00
Radio Tower	*	*	\$ *	\$ 314.85	\$ 3,778.20
Radio Tower	10	*	\$ 15.95	\$ 159.50	\$ 1,914.00
Radio Tower	100	*	\$ 1.00	\$ 100.00	\$ 1,200.00
Radio Tower	20	*	\$ 24.60	\$ 491.95	\$ 5,903.40
Radio Tower	*	*	\$ *	\$ 560.08	\$ 6,655.72
Radio Tower	10	*	\$ 37.80	\$ 378.00	\$ 4,536.00
Radio Tower	6	*	\$ 91.67	\$ 550.00	\$ 6,600.00
Radio Tower	20	*	\$ 9.25	\$ 185.00	\$ 2,220.00
Radio Tower	4	*	\$ 87.60	\$ 350.41	\$ 3,854.51
Radio Tower	6	*	\$ 8.33	\$ 50.00	\$ 600.00
Radio Tower	16	*	\$ 4.69	\$ 75.00	\$ 900.00
Radio Tower	*	*	*	Annual Pymt	\$ 50.00
Radio Tower	6	*	\$ 8.33	\$ 50.00	\$ 600.00
Radio Tower	*	*	\$ *	\$ 35.00	\$ 420.00
Radio Tower	6	*	\$ 33.33	\$ 200.00	\$ 2,400.00
Storage Space	200	*	\$ 0.23	\$ 45.00	\$ 540.00
Storage Space	500	*	\$ 0.31	Annual Pymt	\$ 1,870.00
Storage Space	100	*	\$ 0.65	Annual Pymt	\$ 780.00
Storage Space	200	*	\$ 0.60	\$ 120.00	\$ 1,450.00
Storage Space	400	*	\$ 0.26	\$ 105.00	\$ 1,260.00
Storage Space	100	*	\$ 0.40	\$ 40.00	\$ 240.00
Storage Space	50	*	*	Annual Pymt	\$ 600.00
Storage Space	200	*	\$ 0.25	\$ 50.00	\$ 400.00
Storage Space	200	*	\$ 0.25	\$ 50.00	\$ 200.00
Storage Space	200	*	\$ 0.45	Annual Pymt	\$ 1,080.00

Texas Parks and Wildlife Department (802)
Schedule of Space Occupied (Continued)
For the fiscal year ended August 31, 2016

Location	Address	Lessor	Lease No.
Van Horn	300 Cedar Street	Van Horn Public Storage	430704

Texas Parks and Wildlife Department (802)
Schedule of Space Occupied (Concluded)
 For the fiscal year ended August 31, 2016

Type	Usable Square Feet	FTEs	Rental Per Month		2016 Actual Annual Cost
			Cost Per Square Foot	Cost Per Month	
Storage Space	200	*	*	Annual Pymt	\$ 840.00
LEASED TOTALS	338,347	286	\$ 746.18	\$ 175,738.10	\$ 2,110,990.89
LEASED AND STATE	11,230,099	286	\$ 746.18	\$ 175,738.10	\$ 2,110,990.89

Texas Parks and Wildlife Department (802)

SCHEDULE 3 – HUB STRATEGIC PLAN PROGRESS REPORT

For September 1, 2016 – August 31, 2017

Categories	Actual FY15	Actual FY16	Agency Goals for FY17	Statewide Goals for FY17
Heavy Construction other than building contracts	34.11%	20.64%	11.20%	11.20%
Building Construction, including general contractors and operative builders contracts	0.53%	45.87%	16.86%	21.10%
Special Trade Construction contracts	31.11%	59.55%	32.90%	32.90%
Professional Services contracts	38.32%	47.88%	23.70%	23.70%
Other Services contracts	7.66%	12.73%	11.61%	26.00%
Commodities contracts	18.74%	25.73%	20.40%	21.10%

Prepared by 
 Tammy Dunham
 Purchasing & Contracting Director/HUB Coordinator

Approved by 
 Mike Jensen
 Director of Administrative Resources, Chief Financial Officer

MASTER FILE REPORT VERIFICATION FORM


Texas Parks and Wildlife Department
NAME OF AGENCY

802
AGENCY #

X Yes, the information contained in the Master File Report dated September, 12, 2016, is a complete and correct listing of all my agency's land and building records.


No, the information contained in the Master File Report dated _____, is not a complete and correct listing of my agency's land and building records. All discrepancies will be corrected no later than fifteen days from the date of the Master File Report. The Texas General Land Office will be notified of the corrections to the report.

William S Johnson
Property Manager
(please print or type)


Signature

September 27, 2016
Date

The Texas General Land Office hereby Certifies that the above stated agency is in compliance with the real property inventory reporting requirements as stated in Texas Natural Resources Code, § NRC 31.153 - 31.156, et seq.



Shaun Seale
State Real Property Inventory Manager

9-27-16
Date

Law Enforcement



Texas Game Wardens proudly honor and respect Texas' heritage while embracing the future. They continue to take progressive steps to improve their culture and practices in order to better serve the people of Texas.



Life's better outside.®

Texas Parks and Wildlife Department
4200 Smith School Road, Austin, Texas 78744

© 2016 TPWD. PWD RP A0900-683 (11/16)

In accordance with Texas Depository Law, this publication is available at the
Texas State Publications Clearinghouse and/or Texas Depository Libraries.

TPWD receives funds from the USFWS. TPWD prohibits discrimination on the basis of race, color, religion, national origin, disability, age, and gender, pursuant to state and federal law. To request an accommodation or obtain information in an alternative format, please contact TPWD on a Text Telephone (TDD) at (512) 389-8915 or by Relay Texas at 7-1-1 or (800) 735-2989. If you believe you have been discriminated against by TPWD, please contact TPWD or the U.S. Fish and Wildlife Service, Office for Diversity and Workforce Management, 5275 Leesburg Pike, Falls Church, VA 22041.