



Annual Financial Report

INCLUDING ANNUAL REPORT OF
NONFINANCIAL DATA





Texas Parks and Wildlife Department Annual Financial Report

For the Fiscal Year Ended
August 31, 2019

For accessibility assistance with this document, contact TPWD by email at accessibility@tpwd.texas.gov, on a Text Telephone (TTY) at (512) 389-8915, or by Relay Texas at 7-1-1 or (800) 735-2989.



Life's better outside.®

November 20, 2019

Commissioners

S. Reed Morlan
Chairman
Houston

Arch "Beaver" Aplin, III
Vice-Chairman
Lake Jackson

James E. Abell
Kilgore

Oliver J. Bell
Cleveland

Anna B. Galo
Laredo

Jeffery D. Hildebrand
Houston

Jeanne W. Latimer
San Antonio

Robert L. "Bobby" Patton, Jr.
Fort Worth

Dick Scott
Wimberley

Lee M. Bass
Chairman-Emeritus
Fort Worth

T. Dan Friedkin
Chairman-Emeritus
Houston

Carter P. Smith
Executive Director

The Honorable Greg Abbott, Governor
The Honorable Glenn Hegar, Texas Comptroller
Sarah Keyton, Assistant Director, Legislative Budget Board
John McGeady, Assistant Director, Legislative Budget Board
Lisa Collier, CPA, CFE, CIDA, First Assistant State Auditor

Dear Governor Abbott, Comptroller Hegar, Ms. Keyton, Mr. McGeady and Ms. Collier:

We are pleased to submit the annual financial report of the Texas Parks and Wildlife Department for the year ended August 31, 2019, in compliance with Texas Government Code Annotated, Section 2101.011, and in accordance with the requirements established by the Comptroller of Public Accounts.

Due to the statewide requirements embedded in Governmental Accounting Standards Board (GASB) Statement No. 34, *Basic Financial Statements – and Management's Discussion and Analysis – for State and Local Governments*, the Comptroller of Public Accounts does not require the accompanying annual financial report to comply with all the requirements in this statement. The financial report will be considered for audit by the state auditor as part of the audit of the State of Texas *Comprehensive Annual Financial Report (CAFR)*; therefore, an opinion has not been expressed on the financial statements and related information contained in this report.

If you have any questions, please contact Ms. Sylvette L. Ford, at (512) 389-4719. Mr. Brock Talley may be contacted at (512) 389-8679 for questions related to the Schedule of Expenditures of Federal Awards.

Sincerely,


Michael J. Jensen
Chief Financial Officer



Texas Parks and Wildlife Commission



S. Reed Morian
Chairman
Houston



Arch "Beaver" Aplin, III
Vice-Chairman
Lake Jackson



James E. Abell
Kilgore



Oliver J. Bell
Cleveland



Anna B. Galo
Laredo



Jeffery D. Hildebrand
Houston



Jeanne W. Latimer
San Antonio



Robert L. "Bobby" Patton, Jr.
Fort Worth



Dick Scott
Wimberley



Lee M. Bass
Chairman-Emeritus
Fort Worth



T. Dan Friedkin
Chairman-Emeritus
Houston

Table of Contents

Letter of Transmittal

	<u>Page</u>
--	-------------

Government-wide Financial Statements:

I Combined Balance Sheet/Statement of Net Position - Governmental Funds.....	1
II Combined Statement of Revenues, Expenditures and Changes in Fund Balances/Statement of Activities - Governmental Funds.....	3
VI Combined Statement of Fiduciary Net Position.....	5

Fund Financial Statements:

A-1 Combining Balance Sheet - All General and Consolidated Funds.....	6
A-2 Combining Statement of Revenues, Expenditures and Changes in Fund Balances - All General and Consolidated Funds.....	9
C-1 Combining Balance Sheet - Debt Service Funds.....	12
C-2 Combining Statement of Revenues, Expenditures and Changes in Fund Balances - Debt Service Funds.....	13
D-1 Combining Balance Sheet - Capital Projects Funds.....	14
D-2 Combining Statement of Revenues, Expenditures and Changes in Fund Balances - Capital Projects Funds.....	16
E-1 Combining Balance Sheet - Permanent Funds.....	18
E-2 Combining Statement of Revenues, Expenditures and Changes in Fund Balances - Permanent Funds.....	19
J-1 Combining Statement of Changes in Assets and Liabilities - Agency Funds.....	20

Notes to the Financial Statements:

1 Summary of Significant Accounting Policies.....	23
2 Capital Assets.....	32
3 Deposits, Investments and Repurchase Agreements.....	34
4 Short-Term Debt - Not Applicable.....	35
5 Long-Term Liabilities.....	36
6 Bonded Indebtedness - Not Applicable.....	38
7 Derivatives - Not Applicable.....	39
8 Leases.....	40
9 Defined Benefit Pension Plans and Defined Contribution Plan - Not Applicable.....	41
10 Deferred Compensation - Not Applicable.....	42
11 Postemployment Benefits Other than Pensions - Not Applicable.....	43
12 Interfund Activity and Transactions.....	44
13 Continuance Subject to Review.....	45
14 Adjustments to Fund Balances and Net Position.....	46
15 Contingencies and Commitments.....	47
16 Subsequent Events - Not Applicable.....	49
17 Risk Management.....	50
18 Management's Discussion and Analysis (MD&A) - Not Applicable.....	53
19 The Financial Reporting Entity.....	54
20 Stewardship, Compliance and Accountability.....	55
21 Not Applicable to the AFR.....	56
22 Donor Restricted Endowments.....	57
23 Extraordinary and Special Items - Not Applicable.....	58
24 Disaggregation of Receivable and Payable Balances - Not Applicable.....	59
25 Termination Benefits - Not Applicable.....	60
26 Segment Information - Not Applicable.....	61
27 Service Concession Arrangements - Not Applicable.....	62
28 Deferred Outflows of Resources and Deferred Inflows of Resources - Not Applicable.....	63
29 Troubled Debt Restructuring - Not Applicable.....	64
30 Non-Exchange Financial Guarantees - Not Applicable.....	65
31 Tax Abatements - Not Applicable.....	66
32 Governmental Fund Balances.....	67

Supplementary Schedules:

1A Schedule of Expenditures of Federal Awards.....	71
1B Schedule of State Grant Pass-Throughs From/To State Agencies.....	80

Letter of Transmittal

	<u>Page</u>
--	-------------

Annual Report of Nonfinancial Data:

Schedule of Bonded Employees.....	82
Schedule of Space Occupied.....	83
Schedule of Professional/Consulting Fees and Legal Service Fees.....	97
Schedule of Aircraft Operation.....	102
Schedule of Itemized Purchase.....	112
HUB Strategic Plan Progress Form.....	114
Appropriation Item Transfer Schedule.....	115
Schedule of Vehicles Purchased.....	117
Schedule of State-Owned or Leased Vehicles Used by State Employees.....	121

Master File Report Verification Form



Government-wide Financial Statements



UNAUDITED

Texas Parks and Wildlife Department (802)
EXHIBIT I - COMBINED BALANCE SHEET/STATEMENT OF NET POSITION - Governmental Funds
 August 31, 2019

	GENERAL (EXHIBIT A-1)	DEBT SERVICE (EXHIBIT C-1)	CAPITAL PROJECTS (EXHIBIT D-1)	PERMANENT (EXHIBIT E-1)	GOVERNMENTAL FUNDS 2019
ASSETS					
Current Assets:					
Cash and Cash Equivalents (Note 3)					
Cash on Hand	\$ 383,602.12	\$ -	\$ -	\$ -	\$ 383,602.12
Cash in Bank	12,938,651.94	-	-	-	12,938,651.94
Cash in State Treasury	309,076,101.10	15.77	-	656,537.69	309,732,654.56
Legislative Appropriations	12,286,625.20	-	-	-	12,286,625.20
Receivables from:					
Federal	12,486,570.89	-	-	-	12,486,570.89
Interest and Dividends	268,227.18	(0.01)	-	1,299.60	269,526.77
Accounts Receivables, Net	1,116,146.39	-	-	-	1,116,146.39
Due From Other Agencies	4,801,395.38	-	96,017.13	-	4,897,412.51
Consumable Inventories	2,576,503.76	-	-	-	2,576,503.76
Merchandise Inventories	1,109,936.28	-	-	-	1,109,936.28
Total Current Assets	357,043,760.24	15.76	96,017.13	657,837.29	357,797,630.42
Non-Current Assets:					
Capital Assets (Note 2):					
Non-Depreciable/Non-Amortizable					
Infrastructure	-	-	-	-	-
Construction in Progress	-	-	-	-	-
Other Capital Assets	-	-	-	-	-
Land and Land Improvements	-	-	-	-	-
Land Use Rights-Permanent	-	-	-	-	-
Depreciable/Amortizable					
Vehicles, Boats, and Aircraft, Net	-	-	-	-	-
Furniture and Equipment, Net	-	-	-	-	-
Building and Building Improvements, Net	-	-	-	-	-
Infrastructure, Net	-	-	-	-	-
Facilities and Other Improvements, Net	-	-	-	-	-
Other Capital Assets, Net	-	-	-	-	-
Total Non-Current Assets	-	-	-	-	-
TOTAL ASSETS	\$ 357,043,760.24	\$ 15.76	\$ 96,017.13	\$ 657,837.29	\$ 357,797,630.42
DEFERRED OUTFLOWS OF RESOURCES					
Deferred Outflows of Resources (Note 28)	-	-	-	-	-
TOTAL DEFERRED OUTFLOWS OF RESOURCES	\$ -	\$ -	\$ -	\$ -	\$ -
LIABILITIES, DEFERRED INFLOWS OF RESOURCES AND FUND BALANCES					
Current Liabilities:					
Payables from:					
Accounts	\$ 14,391,484.21	\$ -	\$ 96,017.13	\$ -	\$ 14,487,501.34
Payroll	21,851,829.62	-	-	-	21,851,829.62
Due To Other Funds	16.98	-	-	-	16.98
Due To Other Agencies	10,404,313.08	-	-	-	10,404,313.08
Unearned Revenues	5,936,745.34	-	-	-	5,936,745.34
Employees' Compensable Leave (Note 5)	-	-	-	-	-
Pollution Remediation Obligations (Note 5)	-	-	-	-	-
Total Current Liabilities	52,584,389.23	-	96,017.13	-	52,680,406.36
Non-Current Liabilities:					
Claims and Judgment (Note 5)	-	-	-	-	-
Employees' Compensable Leave (Note 5)	-	-	-	-	-
Total Non-Current Liabilities	-	-	-	-	-
TOTAL LIABILITIES	52,584,389.23	-	96,017.13	-	52,680,406.36
DEFERRED INFLOWS OF RESOURCES					
Deferred Inflows of Resources (Note 28)	-	-	-	-	-
TOTAL DEFERRED INFLOWS OF RESOURCES	-	-	-	-	-
FUND FINANCIAL STATEMENT					
Fund Balances (Deficits):					
Nonspendable	23,686,440.04	-	-	287,277.24	23,973,717.28
Restricted	112,160,401.58	15.76	-	370,560.05	112,530,977.39
Committed	168,881,024.75	-	-	-	168,881,024.75
Assigned	-	-	-	-	-
Unassigned	(268,495.36)	-	-	-	(268,495.36)
Total Fund Balances *	304,459,371.01	15.76	-	657,837.29	305,117,224.06
TOTAL LIABILITIES, DEFERRED INFLOWS OF RESOURCES AND FUND BALANCES	\$ 357,043,760.24	\$ 15.76	\$ 96,017.13	\$ 657,837.29	\$ 357,797,630.42
GOVERNMENT-WIDE STATEMENT OF NET POSITION					
Net Position					
Net Investment in Capital Assets					
Restricted For					
Debt Service					
Capital Projects					
Employee Benefits					
Funds Held as Permanent Investments:					
Expendable				370,560.05	
Nonexpendable				287,277.24	
Other					
Unrestricted					
TOTAL NET POSITION					

* Column totals should agree to Exhibit II column totals
 The accompanying notes to the financial statements are an integral part of this statement

UNAUDITED

Texas Parks and Wildlife Department (802)
EXHIBIT I - COMBINED BALANCE SHEET/STATEMENT OF NET POSITION - Governmental Funds
 August 31, 2019

	CAPITAL ASSETS ADJUSTMENTS	LONG-TERM LIABILITIES ADJUSTMENTS	OTHER ADJUSTMENTS	STATEMENT OF NET POSITION
ASSETS				
Current Assets:				
Cash and Cash Equivalents (Note 3)				
Cash on Hand	\$ -	\$ -	\$ -	\$ 383,602.12
Cash in Bank	-	-	-	12,938,651.94
Cash in State Treasury	-	-	-	309,732,654.56
Legislative Appropriations	-	-	-	12,286,625.20
Receivables from:				
Federal	-	-	-	12,486,570.89
Interest and Dividends	-	-	-	269,526.77
Accounts Receivables, Net	-	-	-	1,116,146.39
Due From Other Agencies	-	-	-	4,897,412.51
Consumable Inventories	-	-	-	2,576,503.76
Merchandise Inventories	-	-	-	1,109,936.28
Total Current Assets	-	-	-	357,797,630.42
Non-Current Assets:				
Capital Assets (Note 2):				
Non-Depreciable/Non-Amortizable				
Infrastructure, Net	265,393.82	-	-	265,393.82
Construction in Progress	108,903,434.59	-	-	108,903,434.59
Other Capital Assets, Net	42,685,231.08	-	-	42,685,231.08
Land and Land Improvements	325,388,463.21	-	-	325,388,463.21
Land Use Rights-Permanent	1,865,409.25	-	-	1,865,409.25
Depreciable/Amortizable				
Vehicles, Boats, and Aircraft, Net	30,901,875.04	-	-	30,901,875.04
Furniture and Equipment, Net	14,893,384.74	-	-	14,893,384.74
Building and Building Improvements, Net	97,701,385.40	-	-	97,701,385.40
Infrastructure, Net	66,170,581.15	-	-	66,170,581.15
Facilities and Other Improvements, Net	31,122,053.92	-	-	31,122,053.92
Other Capital Assets, Net	129,531.98	-	-	129,531.98
Total Non-Current Assets	720,026,744.18	-	-	720,026,744.18
TOTAL ASSETS	\$ 720,026,744.18	\$ -	\$ -	\$ 1,077,824,374.60
DEFERRED OUTFLOWS OF RESOURCES				
Deferred Outflows of Resources (Note 28)	-	-	-	-
TOTAL DEFERRED OUTFLOWS OF RESOURCES	\$ -	\$ -	\$ -	\$ -
LIABILITIES, DEFERRED INFLOWS OF RESOURCES AND FUND BALANCES				
Current Liabilities:				
Payables from:				
Accounts	\$ -	\$ -	\$ -	\$ 14,487,501.34
Payroll	-	-	-	21,851,829.62
Due To Other Funds	-	-	-	16.98
Due To Other Agencies	-	-	-	10,404,313.08
Unearned Revenues	-	-	-	5,936,745.34
Employees' Compensable Leave (Note 5)	-	17,752,063.84	-	17,752,063.84
Pollution Remediation Obligations (Note 5)	-	416,244.02	-	416,244.02
Total Current Liabilities	-	18,168,307.66	-	70,848,714.22
Non-Current Liabilities:				
Claims and Judgment (Note 5)	-	2,715.38	-	2,715.38
Employees' Compensable Leave (Note 5)	-	10,536,336.87	-	10,536,336.87
Total Non-Current Liabilities	-	10,539,052.25	-	10,539,052.25
TOTAL LIABILITIES	-	28,707,360.11	-	81,387,766.47
DEFERRED INFLOWS OF RESOURCES				
Deferred Inflows of Resources (Note 28)	-	-	-	-
TOTAL DEFERRED INFLOWS OF RESOURCES	-	-	-	-
FUND FINANCIAL STATEMENT				
Fund Balances (Deficits):				
Nonspendable				23,973,717.28
Restricted				112,530,977.39
Committed				168,881,024.75
Assigned				-
Unassigned				(268,495.36)
Total Fund Balances	-	-	-	305,117,224.06
TOTAL LIABILITIES, DEFERRED INFLOWS OF RESOURCES AND FUND BALANCES	-	28,707,360.11	-	81,387,766.47
GOVERNMENT-WIDE STATEMENT OF NET POSITION				
Net Position				
Net Investment in Capital Assets	\$ 720,026,744.18	\$ -	\$ -	\$ 720,026,744.18
Restricted For:				
Debt Service	-	-	-	-
Capital Projects	-	-	-	-
Employee Benefits	-	-	-	-
Funds Held as Permanent Investments:				
Expendable	-	-	-	-
Nonexpendable	-	-	-	-
Other	-	-	-	-
Unrestricted	\$ -	(28,707,360.11)	\$ -	\$ (28,707,360.11)
TOTAL NET POSITION *	\$ 720,026,744.18	\$ (28,707,360.11)	\$ -	\$ 996,436,608.13

* Column totals should agree to Exhibit II column totals
 The accompanying notes to the financial statements are an integral part of this statement

UNAUDITED

Texas Parks and Wildlife Department (802)
EXHIBIT II - COMBINED STATEMENT OF REVENUES, EXPENDITURES AND
CHANGES IN FUND BALANCES/STATEMENT OF ACTIVITIES - Governmental Funds
 For the Fiscal Year Ended August 31, 2019

	GENERAL FUNDS (EXHIBIT A-2)	DEBIT SERVICE FUNDS (EXHIBIT C-2)	CAPITAL PROJECTS FUNDS (EXHIBIT D-2)	PERMANENT FUNDS (EXHIBIT E-2)	GOVERNMENTAL FUNDS TOTAL
REVENUES					
Legislative Appropriations:					
Original Appropriations (GR)	\$ 26,951,874.28	\$ -	\$ -	\$ -	\$ 26,951,874.28
Additional Appropriations (GR)	8,318,972.29	-	-	-	8,318,972.29
Federal Revenue (PR-Operating Grants & Contr) (Schedule 1A)	66,148,381.36	-	-	-	66,148,381.36
Federal Pass-Through Revenue (PR-Operating Grants & Contr) (Schedule 1A)	3,157,791.22	-	-	-	3,157,791.22
State Grant Pass-Through Revenue (PR-Operating Grants & Contr) (Schedule 1B)	174,714.46	-	-	-	174,714.46
Licenses, Fees and Permits (PR-Chg for Serv)	182,807,684.84	-	-	-	182,807,684.84
Interest, Dividend and Other Income (GR)	3,377,947.57	271.15	-	15,716.99	3,393,935.71
Land Income (PR-Chg for Serv)	4,661,373.58	-	-	-	4,661,373.58
Settlement of Claims (GR)	353,082.76	-	-	-	353,082.76
Sales of Goods and Services (PR-Chg for Serv)	3,095,874.69	-	-	-	3,095,874.69
Other (PR-Operating Grants & Contr)	8,138,591.50	-	-	-	8,138,591.50
Other (GR)	2,712,365.27	-	-	-	2,712,365.27
TOTAL REVENUES	309,898,653.82	271.15	-	15,716.99	309,914,641.96
EXPENDITURES					
Salaries and Wages	172,139,039.73	-	341,412.89	-	172,480,452.62
Payroll Related Costs	74,633,490.92	-	103,000.97	-	74,736,491.89
Professional Fees and Services	11,398,429.64	-	970,179.57	-	12,368,609.21
Travel	3,245,679.09	-	7,978.17	-	3,253,657.26
Materials and Supplies	29,540,100.14	-	2,392.70	-	29,542,492.84
Communication and Utilities	14,385,345.77	-	-	-	14,385,345.77
Repairs and Maintenance	16,551,384.22	-	952,334.59	-	17,503,718.81
Rentals and Leases	4,622,733.33	-	-	-	4,622,733.33
Printing and Reproduction	1,622,691.37	-	1,202.44	-	1,623,893.81
Claims and Judgements (Note 17)	165,216.97	-	-	-	165,216.97
Federal Pass-Through Expenditure (Schedule 1A)	2,877,908.84	-	-	-	2,877,908.84
State Grant Pass-Through Expenditure (Schedule 1B)	1,568,035.73	-	-	-	1,568,035.73
Intergovernmental Payments	16,077,962.58	-	-	-	16,077,962.58
Public Assistance Payments	7,821,228.08	-	-	-	7,821,228.08
Other Expenditures	21,376,330.64	-	82,467.69	-	21,458,798.33
Capital Outlay	31,442,406.22	-	2,555,134.62	-	33,997,540.84
Depreciation and Amortization Expense	-	-	-	-	-
Pollution Remediation Obligation (Note 5)	-	-	-	-	-
TOTAL EXPENDITURES/EXPENSES	409,467,983.27	-	5,016,103.64	-	414,484,086.91
Excess (Deficiency) of Revenues					
Over (Under) Expenditures	(99,569,329.45)	271.15	(5,016,103.64)	15,716.99	(104,569,444.95)
OTHER FINANCING SOURCES (USES)					
Sale of Capital Assets	2,291,270.16	-	-	-	2,291,270.16
Transfers-In	129,272,439.61	-	7,168,499.76	-	136,440,939.37
Transfers-Out	(2,853,298.39)	(318.87)	(2,073,310.92)	-	(4,926,928.18)
Insurance Recoveries	50,453.57	-	-	-	50,453.57
Capital Grants & Contributions-Other Capital Grant Revenue	-	-	-	-	-
Gain (Loss) on Sale of Capital Assets	-	-	-	-	-
Increase Net Position-Interagency Transfer Capital Asset	-	-	-	-	-
Decrease Net Position-Interagency Transfer Capital Asset	-	-	-	-	-
TOTAL OTHER FINANCING SOURCES (USES)	128,760,864.95	(318.87)	5,095,188.84	-	133,855,734.92
SPECIAL ITEMS					
Proceeds from Sale of Park Land	-	-	-	-	-
EXTRAORDINARY ITEMS					
Natural Disaster	-	-	-	-	-
Net Change in Fund Balances/Net Position	29,191,535.50	(47.72)	79,085.20	15,716.99	29,286,289.97
FUND FINANCIAL STATEMENT - FUND BALANCES					
Fund Balances, September 1, 2018	275,552,444.18	63.48	(79,085.20)	642,120.30	276,115,542.76
Restatements (Note 14)	-	-	-	-	-
Fund Balances, September 1, 2018, as Restated	275,552,444.18	63.48	(79,085.20)	642,120.30	276,115,542.76
Appropriations Lapsed	(284,608.67)	-	-	-	(284,608.67)
FUND BALANCES, AUGUST 31, 2019	\$ 304,459,371.01	\$ 15.76	\$ (0.00)	\$ 657,837.29	\$ 305,117,224.06
GOVERNMENT-WIDE STATEMENT OF NET POSITION					
Net Position/Net Change in Net Position					305,117,224.06
Net Position, September 1, 2018					
Restatements					
Net Position, September 1, 2018, as Restated					
NET POSITION, AUGUST 31, 2019					\$ 305,117,224.06

UNAUDITED

Texas Parks and Wildlife Department (802)
EXHIBIT II - COMBINED STATEMENT OF REVENUES, EXPENDITURES AND
CHANGES IN FUND BALANCES/STATEMENT OF ACTIVITIES - Governmental Funds
 For the Fiscal Year Ended August 31, 2019

	CAPITAL ASSETS ADJUSTMENTS	LONG-TERM LIABILITIES ADJUSTMENTS	OTHER ADJUSTMENTS	STATEMENT OF ACTIVITIES
REVENUES				
Legislative Appropriations:				
Original Appropriations (GR)	\$ -	\$ -	\$ -	\$ 26,951,874.28
Additional Appropriations (GR)	-	-	-	8,318,972.29
Federal Revenue (PR-Operating Grants & Contr) (Schedule 1A)	-	-	-	66,148,381.36
Federal Pass-Through Revenue (PR-Operating Grants & Contr) (Schedule 1A)	-	-	-	3,157,791.22
State Grant Pass-Through Revenue (PR-Operating Grants & Contr) (Schedule 1B)	-	-	-	174,714.46
Licenses, Fees and Permits (PR-Chg for Serv)	-	-	-	182,807,684.84
Interest, Dividend and Other Income (GR)	-	-	-	3,393,935.71
Land Income (PR-Chg for Serv)	-	-	-	4,661,373.58
Settlement of Claims (GR)	-	-	-	353,082.76
Sales of Goods and Services (PR-Chg for Serv)	-	-	-	3,095,874.69
Other (PR-Operating Grants & Contr)	-	-	-	8,138,591.50
Other (GR)	-	-	-	2,712,365.27
TOTAL REVENUES	-	-	-	309,914,641.96
EXPENDITURES				
Salaries and Wages	-	784,472.53	-	173,264,925.15
Payroll Related Costs	-	-	-	74,736,491.89
Professional Fees and Services	-	-	-	12,368,609.21
Travel	-	-	-	3,253,657.26
Materials and Supplies	-	-	-	29,542,492.84
Communication and Utilities	-	-	-	14,385,345.77
Repairs and Maintenance	-	-	-	17,503,718.81
Rentals and Leases	-	-	-	4,622,733.33
Printing and Reproduction	-	-	-	1,623,893.81
Claims and Judgements (Note 17)	-	2,715.38	-	167,932.35
Federal Pass-Through Expenditure (Schedule 1A)	-	-	-	2,877,908.84
State Grant Pass-Through Expenditure (Schedule 1B)	-	-	-	1,568,035.73
Intergovernmental Payments	-	-	-	16,077,962.58
Public Assistance Payments	-	-	-	7,821,228.08
Other Expenditures	-	-	-	21,458,798.33
Capital Outlay	(33,997,540.84)	-	-	-
Depreciation and Amortization Expense	25,544,572.20	-	-	25,544,572.20
Pollution Remediation Obligation (Note 5)	-	83,412.08	-	83,412.08
TOTAL EXPENDITURES/EXPENSES	(8,452,968.64)	870,599.99	-	406,901,718.26
Excess (Deficiency) of Revenues				
Over (Under) Expenditures	8,452,968.64	(870,599.99)	-	(96,987,076.30)
OTHER FINANCING SOURCES (USES)				
Sale of Capital Assets	(2,291,270.16)	-	-	-
Transfers-In	-	-	-	136,440,939.37
Transfers-Out	(120,002.57)	-	-	(5,046,930.75)
Insurance Recoveries	-	-	-	50,453.57
Capital Grants & Contributions-Other Capital Grant Revenue	2,685,911.12	-	-	2,685,911.12
Gain (Loss) on Sale of Capital Assets	1,086,388.80	-	-	1,086,388.80
Increase Net Position-Interagency Transfer Capital Asset	39,764.67	-	-	39,764.67
Decrease Net Position-Interagency Transfer Capital Asset	(20,978.47)	-	-	(20,978.47)
TOTAL OTHER FINANCING SOURCES (USES)	1,379,813.39	-	-	135,235,548.31
SPECIAL ITEMS				
Proceeds from Sale of Park Land				-
EXTRAORDINARY ITEMS				
Natural Disaster				-
Net Change in Fund Balances/Net Position				38,248,472.01
FUND FINANCIAL STATEMENT-FUND BALANCES				
Fund Balances, September 1, 2018				276,115,542.76
Restatements (Note 14)				-
Fund Balances, September 1, 2018, as Restated				276,115,542.76
Appropriations Lapsed				(284,608.67)
FUND BALANCES, AUGUST 31, 2019				\$ 314,079,406.10
GOVERNMENT-WIDE STATEMENT OF NET POSITION				
Net Position/Net Change in Net Position	9,832,782.03	(870,599.99)	-	314,079,406.10
Net Position, September 1, 2018	709,005,335.70	(27,836,760.12)	-	681,168,575.58
Restatements	1,188,626.45	-	-	1,188,626.45
Net Position, September 1, 2018, as Restated	710,193,962.15	(27,836,760.12)	-	682,357,202.03
NET POSITION, AUGUST 31, 2019	\$ 720,026,744.18	\$ (28,707,360.11)	\$ -	\$ 996,436,608.13

The accompanying notes to the financial statements are an integral part of this statement.

Texas Parks & Wildlife Department (802)
EXHIBIT VI - COMBINED STATEMENT OF FIDUCIARY
NET POSITION
 August 31, 2019

	AGENCY FUNDS		TOTALS	
	(EXHIBIT J-1)		2019	
ASSETS				
Cash and Cash Equivalents (Note 3)				
Cash in State Treasury	\$	407,681.58	\$	407,681.58
Receivables from:				-
Accounts Receivable, Net		72,029.76		72,029.76
Due From Other Funds		16.98		16.98
Total Current Assets		479,728.32		479,728.32
TOTAL ASSETS		479,728.32		479,728.32
DEFERRED OUTFLOWS OF RESOURCES				
Deferred Outflows of Resources (Note 28)		-		-
TOTAL DEFERRED OUTFLOWS OF RESOURCES		-		-
LIABILITIES				
Current Liabilities:				
Due to Other Agencies	\$	68,886.00	\$	68,886.00
Funds Held for Others		410,842.32		410,842.32
Total Current Liabilities		479,728.32		479,728.32
TOTAL LIABILITIES		479,728.32		479,728.32
DEFERRED INFLOWS OF RESOURCES				
Deferred Inflows of Resources (Note 28)		-		-
TOTAL DEFERRED INFLOWS OF RESOURCES		-		-
NET POSITION				
TOTAL NET POSITION	\$	0.00	\$	0.00

The accompanying notes to the financial statements are an integral part of this statement.



Fund Financial Statements



UNAUDITED

Texas Parks and Wildlife Department (802)
 EXHIBIT A-1 - COMBINING BALANCE SHEET - ALL GENERAL AND CONSOLIDATED FUNDS
 August 31, 2019

GENERAL REVENUE FUND (0001)	GAME, FISH AND WATER SAFETY (0009)	STATE PARKS (0064)	FEDERAL LAND AND WATER CONSERVATION (0223)	TEXAS RECREATION AND PARKS (0467)
-----------------------------	------------------------------------	--------------------	--	-----------------------------------

ASSETS

Current Assets:

Cash and Cash Equivalents					
Cash on Hand	\$ -	\$ 322,655.62	\$ 60,610.50	\$ -	\$ -
Cash in Bank	18,121.58	11,952,555.19	909,723.29	-	80.00
Cash in State Treasury	-	103,027,085.28	70,811,560.23	8,706.29	28,476,192.05
Legislative Appropriations	12,286,625.20	-	-	-	-
Receivables from:					
Federal	-	11,805,787.84	39,406.04	-	641,377.01
Interest and Dividends	-	180,498.87	-	-	-
Accounts Receivables, Net	-	1,033,517.75	82,628.64	-	-
Due From Other Agencies	-	780,296.92	3,773,883.22	-	59,208.24
Consumable Inventories	2,576,503.76	-	-	-	-
Merchandise Inventories	-	-	1,109,936.28	-	-

Total Current Assets	14,881,250.54	129,102,397.47	76,787,748.20	8,706.29	29,176,857.30
Total Non-Current Assets	-	-	-	-	-
TOTAL ASSETS	\$ 14,881,250.54	\$ 129,102,397.47	\$ 76,787,748.20	\$ 8,706.29	\$ 29,176,857.30

DEFERRED OUTFLOWS OF RESOURCES

Deferred Outflows of Resources	-	-	-	-	-
TOTAL DEFERRED OUTFLOWS OF RESOURCES	-	-	-	-	-

LIABILITIES, DEFERRED INFLOWS OF RESOURCES AND FUND BALANCES

Liabilities

Current Liabilities:

Payables from:					
Accounts	\$ 1,325,744.36	\$ 7,267,925.03	\$ 3,216,116.81	\$ -	\$ 434,289.27
Payroll	-	12,207,037.46	9,477,543.01	-	115,187.01
Due To Other Funds	-	-	16.98	-	-
Due To Other Agencies	130,817.97	10,138,704.82	28,662.99	-	18,833.15
Unearned Revenues	-	917,919.22	5,018,826.12	-	-

Total Current Liabilities	1,456,562.33	30,531,586.53	17,741,165.91	-	568,309.43
Total Non-Current Liabilities	-	-	-	-	-
TOTAL LIABILITIES	1,456,562.33	30,531,586.53	17,741,165.91	-	568,309.43

DEFERRED INFLOWS OF RESOURCES

Deferred Inflows of Resources	-	-	-	-	-
TOTAL DEFERRED INFLOWS OF RESOURCES	-	-	-	-	-

Fund Balances (Deficits):

Nonspendable	2,576,503.76	-	1,109,936.28	-	-
Restricted	-	98,570,810.94	1,694,524.68	8,706.29	3,098,760.34
Committed	10,848,184.45	-	56,242,121.33	-	25,509,787.53
Assigned	-	-	-	-	-
Unassigned	-	-	-	-	-

Total Fund Balances	13,424,688.21	98,570,810.94	59,046,582.29	8,706.29	28,608,547.87
TOTAL LIABILITIES, DEFERRED INFLOWS OF RESOURCES AND FUND BALANCES	\$ 14,881,250.54	\$ 129,102,397.47	\$ 76,787,748.20	\$ 8,706.29	\$ 29,176,857.30

UNAUDITED

Texas Parks and Wildlife Department (802)
 EXHIBIT A-1 - COMBINING BALANCE SHEET - ALL GENERAL AND CONSOLIDATED FUNDS
 August 31, 2019

NON-GAME AND ENDANGERED SPECIES CONSERVATION (0506)	LIFETIME LICENSE ENDOWMENT (0544)	ECONOMIC STABILIZATION (0599)	ARTIFICIAL REEF (0679)	LICENSE PLATE TRUST (0802)
---	--	-------------------------------------	------------------------------	-------------------------------------

ASSETS

Current Assets:

Cash and Cash Equivalents					
Cash on Hand	\$ 336.00	\$ -	\$ -	\$ -	\$ -
Cash in Bank	695.78	57,476.10	-	-	-
Cash in State Treasury	1,593,182.69	29,325,217.27	-	14,011,080.74	-
Legislative Appropriations	-	-	-	-	-
Receivables from:					
Federal	-	-	-	-	-
Interest and Dividends	-	58,008.40	-	27,762.03	1,957.88
Accounts Receivables, Net	-	-	-	-	-
Due From Other Agencies	-	-	-	123.42	52,218.59
Consumable Inventories	-	-	-	-	-
Merchandise Inventories	-	-	-	-	-

Total Current Assets	1,594,214.47	29,440,701.77	-	14,038,966.19	54,176.47
Total Non-Current Assets	-	-	-	-	-
TOTAL ASSETS	\$ 1,594,214.47	\$ 29,440,701.77	\$ -	\$ 14,038,966.19	\$ 54,176.47

DEFERRED OUTFLOWS OF RESOURCES

Deferred Outflows of Resources	-	-	-	-	-
TOTAL DEFERRED OUTFLOWS OF RESOURCES	-	-	-	-	-

LIABILITIES, DEFERRED INFLOWS OF RESOURCES AND FUND BALANCES

Liabilities

Current Liabilities:

Payables from:					
Accounts	\$ 4,148.70	\$ 959,537.02	\$ -	\$ 14,313.43	\$ 92,356.48
Payroll	-	-	-	-	-
Due To Other Funds	-	-	-	-	-
Due To Other Agencies	-	-	-	-	84,531.66
Unearned Revenues	-	-	-	-	-

Total Current Liabilities	4,148.70	959,537.02	-	14,313.43	176,888.14
Total Non-Current Liabilities	-	-	-	-	-
TOTAL LIABILITIES	4,148.70	959,537.02	-	14,313.43	176,888.14

DEFERRED INFLOWS OF RESOURCES

Deferred Inflows of Resources	-	-	-	-	-
TOTAL DEFERRED INFLOWS OF RESOURCES	-	-	-	-	-

Fund Balances (Deficits):

Nonspendable	-	20,000,000.00	-	-	-
Restricted	24.50	8,481,164.75	-	306,410.08	-
Committed	1,481,570.58	-	-	13,718,242.68	-
Assigned	-	-	-	-	-
Unassigned	108,470.69	-	-	-	(122,711.67)

Total Fund Balances	1,590,065.77	28,481,164.75	-	14,024,652.76	(122,711.67)
TOTAL LIABILITIES, DEFERRED INFLOWS OF RESOURCES AND FUND BALANCES	\$ 1,594,214.47	\$ 29,440,701.77	\$ -	\$ 14,038,966.19	\$ 54,176.47

UNAUDITED

Texas Parks and Wildlife Department (802)
 EXHIBIT A-1 - COMBINING BALANCE SHEET - ALL GENERAL AND CONSOLIDATED FUNDS
 August 31, 2019

PARKS AND WILDLIFE CONSERVATION AND CAPITAL (5004)	SHRIMP LICENSE BUY BACK (5023)	LARGE COUNTY AND MUNICIPAL RECREATION AND PARKS (5150)	DEFERRED MAINTENANCE (5166)	TOTALS (EXHIBIT I) 2019
--	--------------------------------	--	-----------------------------	-------------------------

ASSETS

Current Assets:

Cash and Cash Equivalents					
Cash on Hand	\$ -	\$ -	\$ -	\$ -	\$ 383,602.12
Cash in Bank	-	-	-	-	12,938,651.94
Cash in State Treasury	42,785,842.77	-	19,037,233.78	-	309,076,101.10
Legislative Appropriations	-	-	-	-	12,286,625.20
Receivables from:					
Federal	-	-	-	-	12,486,570.89
Interest and Dividends	-	-	-	-	268,227.18
Accounts Receivables, Net	-	-	-	-	1,116,146.39
Due From Other Agencies	37,647.81	-	37,881.30	60,135.88	4,801,395.38
Consumable Inventories	-	-	-	-	2,576,503.76
Merchandise Inventories	-	-	-	-	1,109,936.28
Total Current Assets	42,823,490.58	-	19,075,115.08	60,135.88	357,043,760.24
Total Non-Current Assets	-	-	-	-	-
TOTAL ASSETS	\$ 42,823,490.58	\$ -	\$ 19,075,115.08	\$ 60,135.88	\$ 357,043,760.24

DEFERRED OUTFLOWS OF RESOURCES

Deferred Outflows of Resources	-	-	-	-	-
TOTAL DEFERRED OUTFLOWS OF RESOURCES	-	-	-	-	-

LIABILITIES, DEFERRED INFLOWS OF RESOURCES AND FUND BALANCES

Liabilities

Current Liabilities:

Payables from:					
Accounts	\$ 544,233.12	\$ -	\$ 218,429.73	\$ 314,390.26	\$ 14,391,484.21
Payroll	-	-	52,062.14	-	21,851,829.62
Due To Other Funds	-	-	-	-	16.98
Due To Other Agencies	-	-	2,762.49	-	10,404,313.08
Unearned Revenues	-	-	-	-	5,936,745.34
Total Current Liabilities	544,233.12	-	273,254.36	314,390.26	52,584,389.23
Total Non-Current Liabilities	-	-	-	-	-
TOTAL LIABILITIES	544,233.12	-	273,254.36	314,390.26	52,584,389.23

DEFERRED INFLOWS OF RESOURCES

Deferred Inflows of Resources	-	-	-	-	-
TOTAL DEFERRED INFLOWS OF RESOURCES	-	-	-	-	-

Fund Balances (Deficits):

Nonspendable	-	-	-	-	23,686,440.04
Restricted	-	-	-	-	112,160,401.58
Committed	42,279,257.46	-	18,801,860.72	-	168,881,024.75
Assigned	-	-	-	-	-
Unassigned	-	-	-	(254,254.38)	(268,495.36)
Total Fund Balances	42,279,257.46	-	18,801,860.72	(254,254.38)	304,459,371.01
TOTAL LIABILITIES, DEFERRED INFLOWS OF RESOURCES AND FUND BALANCES	\$ 42,823,490.58	\$ -	\$ 19,075,115.08	\$ 60,135.88	\$ 357,043,760.24

UNAUDITED

Texas Parks and Wildlife Department (802)
EXHIBIT A-2 - COMBINING STATEMENT OF REVENUES, EXPENDITURES AND
CHANGES IN FUND BALANCES - All General and Consolidated Funds
 For the fiscal year ended August 31, 2019

	GENERAL REVENUE (0001)	GAME, FISH AND WATER SAFETY (0009)	STATE PARKS (0064)	FEDERAL LAND AND WATER CONSERVATION (0223)	TEXAS RECREATION AND PARKS (0467)
REVENUES					
Legislative Appropriations:					
Original Appropriations (GR)	\$ 23,426,522.00	\$ 3,525,352.28	\$ -	\$ -	\$ -
Additional Appropriations (GR)	8,318,972.29	-	-	-	-
Federal Revenue (PR-Operating Grants & Contr)	262,130.00	60,425,418.37	303,895.11	-	5,156,937.88
Federal Pass-Through Revenue (PR-Operating Grants & Contr)	-	1,637,409.58	1,520,381.64	-	-
State Grant Pass-Through Revenue (PR-Operating Grants & Contr)	-	166,914.46	7,800.00	-	-
Licenses, Fees and Permits (PR-Chg for Serv)	382,756.50	127,976,997.33	52,455,537.63	-	-
Interest, Dividend and Other Income (GR)	-	2,301,140.61	-	-	-
Land Income (PR-Chg for Serv)	-	907,802.19	3,753,571.39	-	-
Settlement of Claims (GR)	-	353,082.76	-	-	-
Sales of Goods and Services (PR-Chg for Serv)	11,707.49	1,793,101.48	1,289,601.77	-	-
Other (PR-Operating Grants & Contr)	-	1,135,271.33	3,157,268.17	-	-
Other (GR)	193,991.80	2,120,148.91	398,224.56	-	-
TOTAL REVENUES	32,596,080.08	202,342,639.30	62,886,280.27	-	5,156,937.88
EXPENDITURES					
Salaries and Wages	14,520,149.84	87,511,320.07	67,121,769.03	-	850,959.62
Payroll Related Costs	7,639,799.45	32,700,092.16	24,788,780.98	-	2,060,696.96
Professional Fees and Services	16,202.77	4,268,054.52	4,420,456.35	-	78,292.18
Travel	263,387.35	1,724,318.21	1,127,424.18	-	52,127.02
Materials and Supplies	1,356,268.63	14,434,203.06	12,287,470.15	-	229,851.61
Communication and Utilities	292,126.05	7,142,509.87	6,914,789.92	-	12,785.25
Repairs and Maintenance	201,481.84	4,084,075.17	5,666,938.11	-	15,123.33
Rentals and Leases	46,057.23	3,455,470.50	853,878.23	-	3,415.25
Printing and Reproduction	30,570.19	950,496.90	626,456.22	-	746.02
Claims and Judgements	-	118,878.51	45,623.01	-	-
Federal Grant Pass-Through Expenditure	-	2,876,656.67	-	-	1,252.17
State Grant Pass-Through Expenditure	226,414.92	1,125,144.51	38,020.71	-	30,729.51
Intergovernmental Payments	-	3,973,063.75	-	-	9,079,249.33
Public Assistance Payments	1,632,566.29	4,208,331.04	62,786.71	-	1,430,078.89
Other Expenditures	2,071,879.66	12,259,234.75	5,269,235.43	-	367,558.99
Capital Outlay	3,609,562.80	12,393,509.77	4,529,290.25	-	518,389.46
TOTAL EXPENDITURES	31,906,467.02	193,225,359.46	133,752,919.28	-	14,731,255.59
Excess (Deficiency) of Revenues Over (Under) Expenditures	689,613.06	9,117,279.84	(70,866,639.01)	-	(9,574,317.71)
OTHER FINANCING SOURCES (USES)					
Sale of Capital Assets	143,389.10	783,796.64	1,364,084.42	-	-
Transfers-In	(67,740.93)	(485,450.92)	68,355,164.91	-	11,000,329.17
Transfers-Out	(2,446,753.31)	498,779.47	39,339.12	-	-
Insurance Recoveries	-	25,453.57	25,000.00	-	-
TOTAL OTHER FINANCING SOURCES (USES)	(2,371,105.14)	822,578.76	69,783,588.45	-	11,000,329.17
SPECIAL ITEMS					
Proceeds from Sale of Park Land	-	-	-	-	-
EXTRAORDINARY ITEMS					
Natural Disaster	-	-	-	-	-
Net Change in Fund Balances	(1,681,492.08)	9,939,858.60	(1,083,050.56)	-	1,426,011.46
FUND FINANCIAL STATEMENT - FUND BALANCES					
Fund Balances, September 1, 2018	15,390,788.96	88,630,952.34	60,129,632.85	8,706.29	27,182,536.41
Restatements (Note 14)	-	-	-	-	-
Fund Balances, September 1, 2018, as Restated	15,390,788.96	88,630,952.34	60,129,632.85	8,706.29	27,182,536.41
Appropriations Lapsed	(284,608.67)	-	-	-	-
FUND BALANCES, AUGUST 31, 2019	\$ 13,424,688.21	\$ 98,570,810.94	\$ 59,046,582.29	\$ 8,706.29	\$ 28,608,547.87

UNAUDITED

Texas Parks and Wildlife Department (802)
EXHIBIT A-2 - COMBINING STATEMENT OF REVENUES, EXPENDITURES AND
CHANGES IN FUND BALANCES - All General and Consolidated Funds
 For the fiscal year ended August 31, 2019

NON-GAME AND ENDANGERED SPECIES CONSERVATION (0506)	LIFETIME LICENSE ENDOWMENT (0544)	ECONOMIC STABILIZATION (0599)	ARTIFICIAL REEF (0679)	LICENSE PLATE TRUST (0802)
---	--	-------------------------------------	------------------------------	-------------------------------------

REVENUES				
Legislative Appropriations:				
Original Appropriations (GR)	\$ -	\$ -	\$ -	\$ -
Additional Appropriations (GR)	-	-	-	-
Federal Revenue (PR-Operating Grants & Contr)	-	-	-	-
Federal Pass-Through Revenue (PR-Operating Grants & Contr)	-	-	-	-
State Grant Pass-Through Revenue (PR-Operating Grants & Contr)	-	-	-	-
Licenses, Fees and Permits (PR-Chg for Serv)	27,411.24	1,297,438.10	-	667,544.04
Interest, Dividend and Other Income (GR)	-	717,194.99	-	334,781.77
Land Income (PR-Chg for Serv)	-	-	-	-
Settlement of Claims (GR)	-	-	-	-
Sales of Goods and Services (PR-Chg for Serv)	1,463.95	-	-	-
Other (PR-Operating Grants & Contr)	1,115,637.00	415.00	-	2,730,000.00
Other (GR)	-	-	-	-
TOTAL REVENUES	1,144,512.19	2,015,048.09	-	3,064,781.77
EXPENDITURES				
Salaries and Wages	40.32	-	-	197,079.15
Payroll Related Costs	(3,042.64)	-	-	55,859.24
Professional Fees and Services	-	1,835.00	-	26,839.41
Travel	1,033.30	844.21	-	5,911.90
Materials and Supplies	3,232.06	853,954.24	-	26,701.52
Communication and Utilities	-	-	-	1,041.45
Repairs and Maintenance	-	126,294.40	-	10,962.15
Rentals and Leases	-	123,002.84	-	191.28
Printing and Reproduction	-	3.30	-	4,884.35
Claims and Judgements	-	-	-	715.45
Federal Grant Pass-Through Expenditure	-	-	-	-
State Grant Pass-Through Expenditure	10,924.49	-	-	752.22
Intergovernmental Payments	-	-	-	-
Public Assistance Payments	2,015.05	-	-	189,794.97
Other Expenditures	27,528.00	359,729.79	-	148,189.19
Capital Outlay	-	1,863,417.86	-	187,437.50
TOTAL EXPENDITURES	41,730.58	3,329,081.64	-	634,125.60
Excess (Deficiency) of Revenues Over (Under) Expenditures	1,102,781.61	(1,314,033.55)	-	2,430,656.17
OTHER FINANCING SOURCES (USES)				
Sale of Capital Assets	-	-	-	-
Transfers-In	-	-	-	148,563.21
Transfers-Out	-	-	-	20,276.28
Insurance Recoveries	-	-	-	-
TOTAL OTHER FINANCING SOURCES (USES)	-	-	-	168,839.49
SPECIAL ITEMS				
Proceeds from Sale of Park Land	-	-	-	-
EXTRAORDINARY ITEMS				
Natural Disaster	-	-	-	-
Net Change in Fund Balances	1,102,781.61	(1,314,033.55)	-	2,430,656.17
FUND FINANCIAL STATEMENT - FUND BALANCES				
Fund Balances, September 1, 2018	487,284.16	29,795,198.30	-	11,593,996.59
Restatements (Note 14)	-	-	-	-
Fund Balances, September 1, 2018, as Restated	487,284.16	29,795,198.30	-	11,593,996.59
Appropriations Lapsed	-	-	-	-
FUND BALANCES, AUGUST 31, 2019	\$ 1,590,065.77	\$ 28,481,164.75	\$ -	\$ 14,024,652.76

UNAUDITED

Texas Parks and Wildlife Department (802)
EXHIBIT A-2 - COMBINING STATEMENT OF REVENUES, EXPENDITURES AND
CHANGES IN FUND BALANCES - All General and Consolidated Funds
 For the fiscal year ended August 31, 2019

	PARKS AND WILDLIFE CONSERVATION AND CAPITAL (5004)	SHRIMP LICENSE BUY BACK (5023)	LARGE COUNTY AND MUNICIPAL RECREATION AND PARKS (5150)	DEFERRED MAINTENANCE (5166)	TOTALS (EXHIBIT II) 2019
REVENUES					
Legislative Appropriations:					
Original Appropriations (GR)	\$ -	\$ -	\$ -	\$ -	\$ 26,951,874.28
Additional Appropriations (GR)	-	-	-	-	8,318,972.29
Federal Revenue (PR-Operating Grants & Contr)	-	-	-	-	66,148,381.36
Federal Pass-Through Revenue (PR-Operating Grants & Contr)	-	-	-	-	3,157,791.22
State Grant Pass-Through Revenue (PR-Operating Grants & Contr)	-	-	-	-	174,714.46
Licenses, Fees and Permits (PR-Chg for Serv)	-	-	-	-	182,807,684.84
Interest, Dividend and Other Income (GR)	-	-	-	-	3,377,947.57
Land Income (PR-Chg for Serv)	-	-	-	-	4,661,373.58
Settlement of Claims (GR)	-	-	-	-	353,082.76
Sales of Goods and Services (PR-Chg for Serv)	-	-	-	-	3,095,874.69
Other (PR-Operating Grants & Contr)	-	-	-	-	8,138,591.50
Other (GR)	-	-	-	-	2,712,365.27
TOTAL REVENUES	-	-	-	-	309,898,653.82
EXPENDITURES					
Salaries and Wages	874,798.02	-	363,475.29	699,448.39	172,139,039.73
Payroll Related Costs	6,338,915.23	-	1,052,389.54	-	74,633,490.92
Professional Fees and Services	2,581,860.33	-	4,889.08	-	11,398,429.64
Travel	30,362.06	-	20,138.08	-	3,245,679.09
Materials and Supplies	26,167.06	-	118,948.57	-	29,540,100.14
Communication and Utilities	9,309.73	-	6,343.03	-	14,385,345.77
Repairs and Maintenance	5,550,570.13	-	6,601.98	853,561.20	16,551,384.22
Rentals and Leases	23,292.40	-	1,852.62	-	4,622,733.33
Printing and Reproduction	9,132.69	-	401.70	-	1,622,691.37
Claims and Judgements	-	-	-	-	165,216.97
Federal Grant Pass-Through Expenditure	-	-	-	-	2,877,908.84
State Grant Pass-Through Expenditure	-	-	18,920.00	568.79	1,568,035.73
Intergovernmental Payments	-	-	3,025,649.50	-	16,077,962.58
Public Assistance Payments	-	-	295,655.13	-	7,821,228.08
Other Expenditures	322,345.37	-	5,784.73	333,788.40	21,376,330.64
Capital Outlay	2,202,525.30	-	-	6,138,273.28	31,442,406.22
TOTAL EXPENDITURES	17,969,278.32	-	4,921,049.25	8,025,640.06	409,467,983.27
Excess (Deficiency) of Revenues					
Over (Under) Expenditures	(17,969,278.32)	-	(4,921,049.25)	(8,025,640.06)	(99,569,329.45)
OTHER FINANCING SOURCES (USES)					
Sale of Capital Assets	-	-	-	-	2,291,270.16
Transfers-In	35,232,365.10	-	5,915,483.72	9,173,725.35	129,272,439.61
Transfers-Out	-	-	-	(964,939.95)	(2,853,298.39)
Insurance Recoveries	-	-	-	-	50,453.57
TOTAL OTHER FINANCING SOURCES (USES)	35,232,365.10	-	5,915,483.72	8,208,785.40	128,760,864.95
SPECIAL ITEMS					
Proceeds from Sale of Park Land	-	-	-	-	-
EXTRAORDINARY ITEMS					
Natural Disaster	-	-	-	-	-
Net Change in Fund Balances	17,263,086.78	-	994,434.47	183,145.34	29,191,535.50
FUND FINANCIAL STATEMENT - FUND BALANCES					
Fund Balances, September 1, 2018	25,016,170.68	-	17,807,426.25	(437,399.72)	275,552,444.18
Restatements (Note 14)	-	-	-	-	-
Fund Balances, September 1, 2018, as Restated	25,016,170.68	-	17,807,426.25	(437,399.72)	275,552,444.18
Appropriations Lapsed	-	-	-	-	(284,608.67)
FUND BALANCES, AUGUST 31, 2019	\$ 42,279,257.46	\$ -	\$ 18,801,860.72	\$ (254,254.38)	\$ 304,459,371.01

Texas Parks and Wildlife Department (802)
EXHIBIT C-1 - COMBINING BALANCE SHEET – DEBT SERVICE FUNDS
 August 31, 2019

TEXAS PARKS DEVELOPMENT BONDS INTEREST AND SINKING FUND (0409)	TOTALS (EXHIBIT I) 2019
--	-------------------------------

ASSETS			
Current Assets:			
Cash and Cash Equivalents			
Cash in State Treasury	\$	15.77	\$ 15.77
Receivables from:			
Interest and Dividends		(0.01)	(0.01)
Total Current Assets		15.76	15.76
Total Non-Current Assets		-	-
TOTAL ASSETS	\$	15.76	\$ 15.76
DEFERRED OUTFLOWS OF RESOURCES			
Deferred Outflows of Resources		-	-
TOTAL DEFERRED OUTFLOWS OF RESOURCES		-	-
LIABILITIES, DEFERRED INFLOWS OF RESOURCES AND FUND BALANCES			
Total Current Liabilities	\$	-	\$ -
Total Non-Current Liabilities		-	-
TOTAL LIABILITIES		-	-
DEFERRED INFLOWS OF RESOURCES			
Deferred Inflows of Resources		-	-
TOTAL DEFERRED INFLOWS OF RESOURCES		-	-
Fund Balances (Deficits):			
Nonspendable		-	-
Restricted		15.76	15.76
Committed		-	-
Assigned		-	-
Unassigned		-	-
Total Fund Balances		15.76	15.76
TOTAL LIABILITIES, DEFERRED INFLOWS OF RESOURCES AND FUND BALANCES	\$	15.76	\$ 15.76

Texas Parks and Wildlife Department (802)
EXHIBIT C-2 - COMBINING STATEMENT OF REVENUES, EXPENDITURES
AND CHANGES IN FUND BALANCES - Debt Service Funds
 For the fiscal year ended August 31, 2019

	TEXAS PARKS DEVELOPMENT BONDS INTEREST AND SINKING FUND (0409)	TOTALS (EXHIBIT II) 2019
REVENUES		
Interest, Dividend and Other Income (GR)	\$ 271.15	\$ 271.15
TOTAL REVENUES	271.15	271.15
EXPENDITURES		
TOTAL EXPENDITURES	-	-
Excess (Deficiency) of Revenues Over (Under) Expenditures	271.15	271.15
OTHER FINANCING SOURCES (USES)		
Transfers-Out	(318.87)	(318.87)
TOTAL OTHER FINANCING SOURCES (USES)	(318.87)	(318.87)
SPECIAL ITEMS		
Proceeds from Sale of Park Land	-	-
EXTRAORDINARY ITEMS		
Natural Disaster	-	-
Net Change in Fund Balances	(47.72)	(47.72)
FUND FINANCIAL STATEMENT - FUND BALANCES		
Fund Balances, September 1, 2018	63.48	63.48
Restatements (Note 14)	-	-
Fund Balances, September 1, 2018, as Restated	63.48	63.48
Appropriations Lapsed	-	-
FUND BALANCES, AUGUST 31, 2019	\$ 15.76	\$ 15.76

UNAUDITED

Texas Parks and Wildlife Department (802)
 EXHIBIT D-1 - COMBINING BALANCE SHEET - Capital Projects Funds
 August 31, 2019

	T.P.F.A. G.O. COMMERCIAL PAPER SERIES 2008 TPWD PROJECT 1A FUND (7635)		T.P.F.A. G.O. COMMERCIAL PAPER SERIES 2008 TPWD PROJECT 1B FUND (7647)	
ASSETS				
Current Assets:				
Due From Other Agencies	\$	-	\$	500.00
Total Current Assets		-		500.00
Total Non-Current Assets		-		-
TOTAL ASSETS	\$	-	\$	500.00
DEFERRED OUTFLOWS OF RESOURCES				
Deferred Outflows of Resources		-		-
TOTAL DEFERRED OUTFLOWS OF RESOURCES		-		-
LIABILITIES, DEFERRED INFLOWS OF RESOURCES AND FUND BALANCES				
Liabilities				
Current Liabilities:				
Payables from:				
Accounts	\$	-	\$	500.00
Total Current Liabilities		-		500.00
Total Non-Current Liabilities		-		-
TOTAL LIABILITIES		-		500.00
DEFERRED INFLOWS OF RESOURCES				
Deferred Inflows of Resources		-		-
TOTAL DEFERRED INFLOWS OF RESOURCES		-		-
Fund Balances (Deficits):				
Nonspendable		-		-
Restricted		-		-
Committed		-		-
Assigned		-		-
Unassigned		-		-
Total Fund Balances		-		-
TOTAL LIABILITIES, DEFERRED INFLOWS OF RESOURCES AND FUND BALANCES	\$	-	\$	500.00

UNAUDITED

Texas Parks and Wildlife Department (802)
 EXHIBIT D-1 - COMBINING BALANCE SHEET - Capital Projects Funds
 August 31, 2019

	T.P.F.A. G.O. COMMERCIAL PAPER SERIES 2008 TPWD PROJECT 1C FUND (7654)		T.P.F.A. G.O. COMMERCIAL PAPER SERIES 2008 TPWD PROJECT 1D FUND (7659)		TOTALS (EXHIBIT I) 2019	
ASSETS						
Current Assets:						
Due From Other Agencies	\$	1,303.48	\$	94,213.65	\$	96,017.13
Total Current Assets		1,303.48		94,213.65		96,017.13
Total Non-Current Assets		-		-		-
TOTAL ASSETS	\$	1,303.48	\$	94,213.65	\$	96,017.13
DEFERRED OUTFLOWS OF RESOURCES						
Deferred Outflows of Resources		-		-		-
TOTAL DEFERRED OUTFLOWS OF RESOURCES		-		-		-
LIABILITIES, DEFERRED INFLOWS OF RESOURCES AND FUND BALANCES						
Liabilities						
Current Liabilities:						
Payables from:						
Accounts	\$	1,303.48	\$	94,213.65	\$	96,017.13
Total Current Liabilities		1,303.48		94,213.65		96,017.13
Total Non-Current Liabilities		-		-		-
TOTAL LIABILITIES		1,303.48		94,213.65		96,017.13
DEFERRED INFLOWS OF RESOURCES						
Deferred Inflows of Resources		-		-		-
TOTAL DEFERRED INFLOWS OF RESOURCES		-		-		-
Fund Balances (Deficits):						
Nonspendable		-		-		-
Restricted		-		-		-
Committed		-		-		-
Assigned		-		-		-
Unassigned		-		-		-
Total Fund Balances		-		-		-
TOTAL LIABILITIES, DEFERRED INFLOWS OF RESOURCES AND FUND BALANCES	\$	1,303.48	\$	94,213.65	\$	96,017.13

Texas Parks and Wildlife Department (802)
EXHIBIT D-2 - COMBINING STATEMENT OF REVENUES, EXPENDITURES AND
CHANGES IN FUND BALANCES - Capital Projects Funds
 For the fiscal year ended August 31, 2019

	T.P.F.A. G.O. COMMERCIAL PAPER SERIES 2008 TPWD PROJECT 1A FUND (7635)	T.P.F.A. G.O. COMMERCIAL PAPER SERIES 2008 TPWD PROJECT 1B FUND (7647)
REVENUES		
TOTAL REVENUES	\$ -	\$ -
EXPENDITURES		
Salaries and Wages	-	9,825.31
Payroll Related Costs	-	2,697.72
Professional Fees and Services	11,400.00	5,182.89
Travel	-	48.04
Materials and Supplies	-	(603.68)
Repairs and Maintenance	-	879,597.93
Printing and Reproduction	-	-
Other Expenditures	-	(4.89)
Capital Outlay	1,238.22	126,240.60
TOTAL EXPENDITURES	12,638.22	1,022,983.92
Excess (Deficiency) of Revenues		
Over (Under) Expenditures	(12,638.22)	(1,022,983.92)
OTHER FINANCING SOURCES (USES)		
Transfers-In	12,638.22	1,022,983.92
Transfers-Out	-	-
TOTAL OTHER FINANCING SOURCES (USES)	12,638.22	1,022,983.92
SPECIAL ITEMS		
Proceeds from Sale of Park Land	-	-
EXTRAORDINARY ITEMS		
Natural Disaster	-	-
Net Change in Fund Balances	-	-
FUND FINANCIAL STATEMENT - FUND BALANCES		
Fund Balances, September 1, 2018	-	-
Restatements (Note 14)	-	-
Fund Balances, September 1, 2018, as Restated	-	-
Appropriations Lapsed	-	-
FUND BALANCES, AUGUST 31, 2019	\$ -	\$ -

Texas Parks and Wildlife Department (802)
EXHIBIT D-2 - COMBINING STATEMENT OF REVENUES, EXPENDITURES AND
CHANGES IN FUND BALANCES - Capital Projects Funds
 For the fiscal year ended August 31, 2019

	T.P.F.A. G.O. COMMERCIAL PAPER SERIES 2008 TPWD PROJECT 1C FUND (7654)	T.P.F.A. G.O. COMMERCIAL PAPER SERIES 2008 TPWD PROJECT 1D FUND (7659)	TOTALS (EXHIBIT II) 2019
REVENUES			
TOTAL REVENUES	\$ -	\$ -	\$ -
EXPENDITURES			
Salaries and Wages	176,460.90	155,126.68	341,412.89
Payroll Related Costs	53,125.28	47,177.97	103,000.97
Professional Fees and Services	872,303.26	81,293.42	970,179.57
Travel	2,606.14	5,323.99	7,978.17
Materials and Supplies	1,596.31	1,400.07	2,392.70
Repairs and Maintenance	71,886.66	850.00	952,334.59
Printing and Reproduction	713.83	488.61	1,202.44
Other Expenditures	82,391.87	80.71	82,467.69
Capital Outlay	1,703,678.67	723,977.13	2,555,134.62
TOTAL EXPENDITURES	2,964,762.92	1,015,718.58	5,016,103.64
Excess (Deficiency) of Revenues Over (Under) Expenditures	(2,964,762.92)	(1,015,718.58)	(5,016,103.64)
OTHER FINANCING SOURCES (USES)			
Transfers-In	3,039,392.94	3,093,484.68	7,168,499.76
Transfers-Out	-	(2,073,310.92)	(2,073,310.92)
TOTAL OTHER FINANCING SOURCES (USES)	3,039,392.94	1,020,173.76	5,095,188.84
SPECIAL ITEMS			
Proceeds from Sale of Park Land	-	-	-
EXTRAORDINARY ITEMS			
Natural Disaster	-	-	-
Net Change in Fund Balances	74,630.02	4,455.18	79,085.20
FUND FINANCIAL STATEMENT - FUND BALANCES			
Fund Balances, September 1, 2018	(74,630.02)	(4,455.18)	(79,085.20)
Restatements (Note 14)	-	-	-
Fund Balances, September 1, 2018, as Restated	(74,630.02)	(4,455.18)	(79,085.20)
Appropriations Lapsed	-	-	-
FUND BALANCES, AUGUST 31, 2019	\$ 0.00	\$ 0.00	\$ 0.00

Texas Parks and Wildlife Department (802)
EXHIBIT E-1 - COMBINING BALANCE SHEET - Permanent Funds
 August 31, 2019

STATE PARKS ENDOWMENT TRUST ACCOUNT (0885)	TOTALS (EXHIBIT I) 2019
--	--

ASSETS

Current Assets:

Cash and Cash Equivalents

Cash in State Treasury

\$ 656,537.69 \$ 656,537.69

Receivables from:

Interest and Dividends

1,299.60 1,299.60

Total Current Assets

657,837.29 657,837.29

Total Non-Current Assets

- -

TOTAL ASSETS

\$ 657,837.29 \$ 657,837.29

DEFERRED OUTFLOWS OF RESOURCES

Deferred Outflows of Resources

- -

TOTAL DEFERRED OUTFLOWS OF RESOURCES

- -

LIABILITIES, DEFERRED INFLOWS OF RESOURCES AND FUND BALANCES

Total Current Liabilities

\$ - \$ -

Total Non-Current Liabilities

- -

TOTAL LIABILITIES

- -

DEFERRED INFLOWS OF RESOURCES

Deferred Inflows of Resources

- -

TOTAL DEFERRED INFLOWS OF RESOURCES

- -

Fund Balances (Deficits):

Nonspendable

287,277.24 287,277.24

Restricted

370,560.05 370,560.05

Committed

- -

Assigned

- -

Unassigned

- -

Total Fund Balances

657,837.29 657,837.29

TOTAL LIABILITIES, DEFERRED INFLOWS OF RESOURCES AND FUND BALANCES

\$ 657,837.29 \$ 657,837.29

Texas Parks and Wildlife Department (802)
EXHIBIT E-2 - COMBINING STATEMENT OF REVENUES, EXPENDITURES
AND CHANGES IN FUND BALANCES - Permanent Funds
 For the fiscal year ended August 31, 2019

STATE PARKS ENDOWMENT TRUST ACCOUNT (0885)	TOTALS (EXHIBIT II) 2019
--	---

REVENUES			
Interest, Dividend and Other Income (GR)	\$	15,716.99	\$ 15,716.99
TOTAL REVENUES		15,716.99	15,716.99
EXPENDITURES			
TOTAL EXPENDITURES		-	-
Excess (Deficiency) of Revenues Over (Under) Expenditures		15,716.99	15,716.99
OTHER FINANCING SOURCES (USES)			
TOTAL OTHER FINANCING SOURCES (USES)		-	-
SPECIAL ITEMS			
Proceeds from Sale of Park Land		-	-
EXTRAORDINARY ITEMS			
Natural Disaster		-	-
Net Change in Fund Balances		15,716.99	15,716.99
FUND FINANCIAL STATEMENT - FUND BALANCES			
Fund Balances, September 1, 2018		642,120.30	642,120.30
Restatements (Note 14)		-	-
Fund Balances, September 1, 2018, as Restated		642,120.30	642,120.30
Appropriations Lapsed		-	-
FUND BALANCES, AUGUST 31, 2019		\$ 657,837.29	\$ 657,837.29

Texas Parks & Wildlife Department (802)
EXHIBIT J-1 - COMBINING STATEMENT OF CHANGES IN
ASSETS AND LIABILITIES - Agency Funds
 August 31, 2019

BEGINNING BALANCE SEPTEMBER 1, 2018	ADDITIONS	DEDUCTIONS	ENDING BALANCE AUGUST 31, 2019
---	-----------	------------	--------------------------------------

Unappropriated Collections General Revenue Fund (0001) U/F (1000)

ASSETS			
Current			
Cash in State Treasury	\$ -	\$ 53,285.39	\$ 53,285.39
Restricted - Cash in Bank	4.00	-	4.00
Total Current Assets	\$ 4.00	\$ 53,285.39	\$ 53,289.39
LIABILITIES			
Current			
Funds Held for Others	\$ 4.00	\$ 53,285.39	\$ 53,289.39
Total Current Liabilities	\$ 4.00	\$ 53,285.39	\$ 53,289.39

P&W Point of Sale Deposits Escrow Trust (0843)

ASSETS			
Current			
Cash in State Treasury	\$ 213,045.93	\$ 239,749.23	\$ 236,145.93
Restricted - Cash in Bank	375.00	-	375.00
Receivables:			
Accounts Receivables, Net	-	75.00	-
Total Current Assets	\$ 213,420.93	\$ 239,824.23	\$ 236,520.93
LIABILITIES			
Current			
Accounts Payable	\$ -	\$ 4,760.00	\$ 4,760.00
Funds Held for Others	213,420.93	239,824.23	236,520.93
Total Current Liabilities	\$ 213,420.93	\$ 244,584.23	\$ 241,280.93

Warrant Hold Offset (0900) U/F (9016) *

ASSETS			
Current			
Cash in State Treasury	\$ -	\$ 95.00	\$ 95.00
Total Current Assets	\$ -	\$ 95.00	\$ 95.00
LIABILITIES			
Current			
Funds Held for Others	\$ -	\$ 95.00	\$ 95.00
Total Current Liabilities	\$ -	\$ 95.00	\$ 95.00

Suspense - Star of the Republic Museum (0900) U/F (0922) *

ASSETS			
Current			
Cash in State Treasury	\$ 10,533.30	\$ 22,375.05	\$ 23,138.30
Total Current Assets	\$ 10,533.30	\$ 22,375.05	\$ 23,138.30
LIABILITIES			
Current			
Accounts Payable	\$ -	\$ 12,458.00	\$ 12,458.00
Funds Held for Others	10,533.30	22,375.05	23,138.30
Total Current Liabilities	\$ 10,533.30	\$ 34,833.05	\$ 35,596.30

Suspense - USFWS Refuge Hunt Permit (0900) U/F (0936) *

ASSETS			
Current			
Cash in State Treasury	\$ 62,120.50	\$ 127,290.50	\$ 189,411.00
Restricted - Cash in Bank	56,439.50	-	56,439.50
Total Current Assets	\$ 118,560.00	\$ 127,290.50	\$ 245,850.50
LIABILITIES			
Current			
Accounts Payable	\$ -	\$ 189,012.00	\$ 189,012.00
Funds Held for Others	118,560.00	127,290.50	245,850.50
Total Current Liabilities	\$ 118,560.00	\$ 316,302.50	\$ 434,862.50

Texas Parks & Wildlife Department (802)
EXHIBIT J-1 - COMBINING STATEMENT OF CHANGES IN
ASSETS AND LIABILITIES - Agency Funds
 August 31, 2019

BEGINNING BALANCE SEPTEMBER 1, 2018	ADDITIONS	DEDUCTIONS	ENDING BALANCE AUGUST 31, 2019
---	-----------	------------	--------------------------------------

Suspense - License Donation Veterans (0900) U/F (0937) *

ASSETS				
Current				
Cash in State Treasury	\$ 17,473.00	\$ 205,265.90	\$ 176,229.90	\$ 46,509.00
Restricted - Cash in Bank	35,421.95	-	35,421.95	-
Receivables:				
Accounts Receivables, Net	-	22,377.00	-	22,377.00
Total Current Assets	\$ 52,894.95	\$ 227,642.90	\$ 211,651.85	\$ 68,886.00
LIABILITIES				
Current				
Due to Other Agencies	\$ 36,942.95	\$ 402,062.00	\$ 370,118.95	\$ 68,886.00
Funds Held for Others	15,952.00	227,642.90	243,594.90	-
Total Current Liabilities	\$ 52,894.95	\$ 629,704.90	\$ 613,713.85	\$ 68,886.00

Suspense - License Donation Hungry Texans (0900) U/F (0938) *

ASSETS				
Current				
Cash in State Treasury	\$ 11,960.00	\$ 137,162.80	\$ 116,762.80	\$ 32,360.00
Restricted - Cash in Bank	12,916.90	59,162.00	72,078.90	-
Receivables:				
Accounts Receivables, Net	-	14,842.00	-	14,842.00
Total Current Assets	\$ 24,876.90	\$ 211,166.80	\$ 188,841.70	\$ 47,202.00
LIABILITIES				
Current				
Accounts Payable	\$ -	\$ 114,071.90	\$ 114,071.90	\$ -
Funds Held for Others	24,876.90	211,166.80	188,841.70	47,202.00
Total Current Liabilities	\$ 24,876.90	\$ 325,238.70	\$ 302,913.60	\$ 47,202.00

Suspense - Local Hotel Taxes (0900) U/F (0939) *

ASSETS				
Current				
Cash in State Treasury	\$ 57,390.00	\$ 481,966.87	\$ 479,821.62	\$ 59,535.25
Restricted - Cash in Bank	(1,878.10)	86,685.46	84,807.36	-
Receivables:				
Accounts Receivables, Net	-	34,735.76	-	34,735.76
Interfund Receivable	-	117.07	117.07	-
Due From Other Funds	100.09	16.98	100.09	16.98
Total Current Assets	\$ 55,611.99	\$ 603,522.14	\$ 564,846.14	\$ 94,287.99
LIABILITIES				
Current				
Accounts Payable	\$ -	\$ 186,113.18	\$ 186,113.18	\$ -
Funds Held for Others	55,611.99	603,288.00	564,612.00	94,287.99
Total Current Liabilities	\$ 55,611.99	\$ 789,401.18	\$ 750,725.18	\$ 94,287.99

USPS - Overpayments to Employees (0900) U/F (9015) *

ASSETS				
Current				
Cash in State Treasury	\$ 15,295.51	\$ 26,847.18	\$ 30,284.94	\$ 11,857.75
Total Current Assets	\$ 15,295.51	\$ 26,847.18	\$ 30,284.94	\$ 11,857.75
LIABILITIES				
Current				
Funds Held for Others	\$ 15,295.51	\$ 26,847.18	\$ 30,284.94	\$ 11,857.75
Total Current Liabilities	\$ 15,295.51	\$ 26,847.18	\$ 30,284.94	\$ 11,857.75

Texas Parks & Wildlife Department (802)
EXHIBIT J-1 - COMBINING STATEMENT OF CHANGES IN
ASSETS AND LIABILITIES - Agency Funds
 August 31, 2019

	BEGINNING BALANCE SEPTEMBER 1, 2018	ADDITIONS	DEDUCTIONS	ENDING BALANCE AUGUST 31, 2019
Agency Suspense Payable Deducts (0900) U/F (9904) *				
ASSETS				
Current				
Cash in State Treasury	\$ 256.20	\$ 366,696.82	\$ 366,953.02	\$ -
Total Current Assets	\$ 256.20	\$ 366,696.82	\$ 366,953.02	\$ -
LIABILITIES				
Current				
Funds Held for Others	\$ 256.20	\$ 366,696.82	\$ 366,953.02	\$ -
Total Current Liabilities	\$ 256.20	\$ 366,696.82	\$ 366,953.02	\$ -
Correction Account - Direct Deposit (0980)				
ASSETS				
Current				
Cash in State Treasury	\$ -	\$ 147,818.36	\$ 147,818.36	\$ -
Total Current Assets	\$ -	\$ 147,818.36	\$ 147,818.36	\$ -
LIABILITIES				
Current				
Funds Held for Others	\$ -	\$ 147,818.36	\$ 147,818.36	\$ -
Total Current Liabilities	\$ -	\$ 147,818.36	\$ 147,818.36	\$ -
USPS - Direct Deposit Return Money (0980) U/F (9014) *				
ASSETS				
Current				
Cash in State Treasury	\$ -	\$ 21,784.81	\$ 21,784.81	\$ -
Total Current Assets	\$ -	\$ 21,784.81	\$ 21,784.81	\$ -
LIABILITIES				
Current				
Funds Held for Others	\$ -	\$ 21,784.81	\$ 21,784.81	\$ -
Total Current Liabilities	\$ -	\$ 21,784.81	\$ 21,784.81	\$ -
Child Support Addenda Deducts - Suspense (0807) U/F (8070) *				
ASSETS				
Current				
Cash in State Treasury	\$ 31,907.58	\$ 415,494.40	\$ 416,401.68	\$ 31,000.30
Total Current Assets	\$ 31,907.58	\$ 415,494.40	\$ 416,401.68	\$ 31,000.30
LIABILITIES				
Current				
Accounts Payable	\$ -	\$ 379,431.94	\$ 379,431.94	\$ -
Funds Held for Others	\$ 31,907.58	\$ 415,494.40	\$ 416,401.68	\$ 31,000.30
Total Current Liabilities	\$ 31,907.58	\$ 794,926.34	\$ 795,833.62	\$ 31,000.30
TOTALS - ALL AGENCY FUNDS				
ASSETS				
Current				
Cash in State Treasury	\$ 419,982.02	\$ 2,245,832.31	\$ 2,258,132.75	\$ 407,681.58
Restricted - Cash in Bank	103,279.25	145,847.46	249,126.71	-
Receivables:				
Accounts Receivables, Net	-	72,029.76	-	72,029.76
Interfund Receivable	-	117.07	117.07	-
Due From Other Funds	100.09	16.98	100.09	16.98
Total Current Assets	\$ 523,361.36	\$ 2,463,843.58	\$ 2,507,476.62	\$ 479,728.32
LIABILITIES				
Current				
Accounts Payable	\$ -	\$ 885,847.02	\$ 885,847.02	\$ -
Due to Other Agencies	36,942.95	402,062.00	370,118.95	68,886.00
Funds Held for Others	486,418.41	2,463,609.44	2,539,185.53	410,842.32
Total Current Liabilities	\$ 523,361.36	\$ 3,751,518.46	\$ 3,795,151.50	\$ 479,728.32

*GAAP Fund is noted as (XXXX), USAS D23 U/F (XXXX)



Notes to the Financial Statements



TEXAS PARKS AND WILDLIFE DEPARTMENT (802)

NOTE 1: Summary of Significant Accounting Policies**Entity**

The accompanying financial statements reflect the financial position of the Texas Parks and Wildlife Department (TPWD). TPWD is an agency of the State of Texas, and its financial records comply with state statutes and regulations. This includes compliance with the Texas Comptroller of Public Accounts' *Reporting Requirements - Annual Financial Reports of State Agencies and Universities*.

TPWD, established by the Legislature in 1963 by merging the State Parks Board and the Game and Fish Commission, operates under the Parks and Wildlife Code. Policy direction is provided by the Texas Parks and Wildlife Commission. An Executive Director, appointed by the Commission, directs the administration of TPWD.

TPWD's primary functions are management and conservation of the state's natural and cultural resources, provision of outdoor recreational opportunities, conservation education and outreach, and cultural/historical interpretation. To this end, TPWD:

- Operates and maintains a system of public lands including wildlife management areas, fish hatcheries, and state parks, historic sites, and natural areas.
- Serves as the state agency with primary responsibility for conserving, protecting and enhancing the state's fish and wildlife resources. In fulfilling these responsibilities, TPWD monitors and assesses habitats, provides technical assistance to landowners, surveys fish and game/nongame populations, conducts research and demonstration projects, and stocks inland and coastal waters with game fish.
- Regulates and enforces commercial and recreational fishing, hunting, boating, water safety and nongame laws in the state as well as the Texas Parks and Wildlife Code, the Penal Code, the Water Code and the Antiquities Code.
- Monitors, conserves and enhances aquatic and wildlife habitat, including the quality and quantity of rivers, streams, lakes, coastal marshes, bays, beaches and gulf waters. By statute, TPWD coordinates much of this activity with other state and federal agencies.
- Informs and educates the public regarding laws and rules regulating fish, game/nongame wildlife and environmental habitats, boating safety, firearm safety for hunters, fish and wildlife conservation and outdoor recreation in general.
- Provides direct matching grants to local political subdivisions and non-profit entities for planning, acquisition or development of local parks, indoor and outdoor recreational facilities, and for recreation, conservation and education programs for underserved populations.

Due to statewide requirements embedded in Governmental Accounting Standards Board Statement No. 34, *Basic Financial Statements – and Management's Discussion and Analysis – for State and Local Governments*, the Comptroller of Public Accounts does not require the accompanying annual financial report to comply with all the requirements in this statement. The financial report will be considered for audit by the State Auditor as part of the audit of the State of Texas *Comprehensive Annual Financial Report (CAFR)*; therefore, an opinion has not been expressed on the financial statements and related information contained in this report.

Blended and Discretely Presented Component Units:

No blended or discretely presented component units have been identified.

TEXAS PARKS AND WILDLIFE DEPARTMENT (802)

NOTE 1: Summary of Significant Accounting Policies (Continued)**Fund Structure**

The accompanying financial statements are presented on the basis of funds, each of which is considered a separate accounting entity. The operations of each fund are accounted for with a separate set of self-balancing accounts that comprise its assets, liabilities, revenues, expenditures and fund balances/net position. These accounts are segregated for the purpose of carrying on specific activities or attaining certain objectives in accordance with special regulations, restrictions, or limitations.

Governmental Fund Types & Government-wide Adjustment Fund Types

General and administrative operations of TPWD are financed from general revenue, debt service, capital project and permanent funds. General revenue funds serve as the general operating funds of the agency used to account for most of the agency's general activities. Debt service funds are used to account for and report financial resources that are restricted, committed or assigned to expenditure for principal and interest payments. Capital projects funds are used to account for and report financial resources that are restricted, committed or assigned to expenditure for capital outlays, including the acquisition or construction of capital facilities and other capital assets. Permanent funds are used to report resources legally restricted to the extent that only earnings, and not principal, may be used for purposes that support the agency's programs.

General Revenue Funds (GAAP Fund Type 01):

General Revenue Fund (Fund 0001) – Is the principle operating fund used to account for all financial resources of the state except those required to be accounted for in another fund.

Game, Fish and Water Safety (Fund 0009) - To receive revenues from: licenses, stamps, fees, permits and fines involving the laws and duties regarding game and fish; sales of marl, sand, shell, gravel and mud shell; oyster bed rentals and permits; federal funds received under chapter 77; sale of property purchased from this account; titling and licensing registration fees; fines/penalties for violation of laws pertaining to wildlife protection and conservation; sale of rough fish, seized pelts; sale or lease of grazing rights; and other sources as provided by law. To be used for administration/enforcement of game, fish, and water safety laws, wildlife management, expansion/development, research, boat ramps and other uses provided by law.

State Parks (Fund 0064) - To receive the revenue from grants or operation of concessions in state parks or fishing publications on state parks, state historic sites, or state scientific areas; fines and penalties; permit application fees; allocation from sporting goods tax revenues; and revenue from other sources provided by law. TPWD may also deposit to the credit of the state parks account all revenue, less allowable costs, from the following sources: (1) private contributions, grants, and donations received for state parks-related purposes; and (2) federal funds received for state parks-related purposes. This account is not earmarked or dedicated for a specific purpose; however, the Legislature has followed the practice of appropriating money in the account for the maintenance and improvement of State Parks.

Federal Land and Water Conservation (Fund 0223) - To receive from federal government and/or any other source for paying cost of planning, acquisition, operation and development of outdoor recreation resources and administrative expenses incident to projects or programs under the scope of "Land and Water Conservation Act of 1965" (Public Law 88-578).

TEXAS PARKS AND WILDLIFE DEPARTMENT (802)

NOTE 1: Summary of Significant Accounting Policies (Continued)

Texas Recreation and Parks (Fund 0467) - To make assistance grants to political subdivisions, direct state matching grants to political subdivisions, and to acquire and develop state parks, recreational areas, open-space and natural areas. Grants may also be made for recreation, conservation, or education programs for underserved populations, including administrative costs. Grants are made only to a county or municipality with a population less than 500,000 or any other political subdivision that is not a county or municipality.

Non-Game and Endangered Species Conservation (Fund 0506) - To receive private contributions, grants, receipts from the sale of wildlife prints, decals and stamps, income from entrance fees, easements, mineral leases, grazing leases and sale of products from lands purchased from this account. The account may be used only for the following purposes:

- (1) dissemination of information pertaining to non-game and endangered species conservation, management, and values;
- (2) scientific investigation and survey of non-game and endangered species for better protection and conservation;
- (3) propagation, distribution, protection, and restoration of non-game and endangered species;
- (4) research and management of non-game and endangered species;
- (5) development of habitats for non-game and endangered species;
- (6) acquisition of habitats for non-game and endangered species; and
- (7) matching of funds available to TPWD.

Lifetime License Endowment (Fund 0544) - To receive money from lifetime hunting, fishing, combination licenses, private contributions, grants/donations and interest income. Money and interest may be used only to acquire, develop, manage and repair public hunting/fishing areas and to make capital purchases related to fisheries and wildlife resources. No expenditure shall be made from the principal. Account must retain a \$20 million balance and is invested based on commission rule.

Economic Stabilization Fund (Fund 0599) - Revenue to the fund consists of transfers from General Revenue Fund 0001 of:

- (1) At least one-half of an amount equal to 75 percent of oil production and natural gas production tax revenues in any fiscal year that exceeds fiscal 1987 collections.
- (2) One-half of any unencumbered General Revenue surplus at the end of each biennium.

Fund may include any other money appropriated to the fund by the legislature. Fund may be used to eliminate temporary cash deficiency in Fund (0001). Legislature may appropriate the fund for any purpose if two-thirds vote of members present in each house is received.

The Constitution caps the maximum balance at an amount not to exceed 10% of GR deposited during the previous biennium excluding investment income, interest income and amounts borrowed from special funds. A special committee of the Legislature determines and adopts a minimum balance for the fund.

The amount above the minimum balance is to be invested by the Comptroller's Office per Government Code 404.024(j) investment standards.

Artificial Reef (Fund 0679) - Used promote to manage artificial reefs or artificial reef systems, including siting, designing, constructing, and monitoring. Account consists of grants, donations, of money or materials, and other forms of assistance from private and public sources.

TEXAS PARKS AND WILDLIFE DEPARTMENT (802)

NOTE 1: Summary of Significant Accounting Policies (Continued)

License Plate Trust Fund (Fund 0802) - Created in the treasury for deposit of specialty license plate fees and related revenue collected under Subchapter G, Transportation Code previously deposited in various General Revenue accounts. Also includes balances of specialty license plate General Revenue accounts for specialty license plate established under Subchapter G, Transportation Code. Dedicated balances and revenues are to be deposited into accounts within the fund to be used in accordance with their specific statutory purpose.

Parks and Wildlife Conservation and Capital (Fund 5004) - Created to receive credits under § 151.801, Tax Code after required allocations made and revenue bond proceeds issued under § 13.0045 for Parks and Wildlife facilities. Only to acquire and develop and maintain parks, fisheries and wildlife projects including:

Developing and improving land and facilities.

- (1) Debt service on certain park development bonds.
- (2) Local Park grants.
- (3) Partnerships to enhance conservation.
- (4) Operational and maintenance costs.
- (5) Matching money for federal grants.

Large County and Municipal Recreation and Parks (Fund 5150) - Account to receive a percentage credit from sporting goods taxes under § 151.801, Tax Code, other sources as required by law, private contributions, grants, donations and federal funds. To be used for grants to large counties and municipalities for the acquisition or development of indoor public recreation facilities.

Deferred Maintenance (Fund 5166) - An account in General Revenue consisting of money appropriated, credited, or transferred at the direction of the legislature. For the repair of state buildings, increasing the efficiency of building operations, and addressing deferred maintenance issues.

Money coming to the fund (and interest earned on that money) from Parks and Wildlife funds and accounts subject to certain federal restrictions, are still subject to federal restrictions after transfer to GR Account 5166 and may only be used for managing the state's fish and wildlife resources.

Debt Service Funds (GAAP Fund Type 03):

Texas Parks Development Bonds Interest and Sinking Fund (Fund 0409) - To receive transfer receipts from funds provided by statute; to receive net receipts from entrance or gate fees, and investment receipts. To be used exclusively for the purpose of paying principal of, and interest on, the bonds as they mature and exchange and collection charges in connection therewith. May be invested in direct obligations to the United States Government.

TEXAS PARKS AND WILDLIFE DEPARTMENT (802)

NOTE 1: Summary of Significant Accounting Policies (Continued)**Capital Project Funds (GAAP Fund Type 04):**

Capital Projects (Funds 7635, 7647, 7654 & 7659) - Are used to account for general obligation and revenue bonds issued by the Texas Public Finance Authority. The purposes of these bonds are used for: critical infrastructure repair, maintenance, and other projects at State Parks, Wildlife Management Areas (WMAs) and hatcheries; funding for the Battleship TEXAS and statewide parks repairs; and statewide capital repairs and State Park weather related damages.

Permanent Funds (GAAP Fund Type 19):

State Parks Endowment Trust Account (Fund 0885) - To receive deposit of and income from permanent endowments held by the State Parks and Wildlife Department in trust for the sole purpose to benefit park(s) as identified by the grantee. The principal will be invested to provide permanent income in support of the specified park(s).

Capital Asset Adjustment Fund (GAAP Fund Type 11):

Capital Assets Basis Conversion (Non-Cash) (Fund 9998) - Is used to convert governmental fund types' capital assets from modified accrual to full accrual.

Long-Term Liabilities Adjustment Fund (GAAP Fund Type 12):

Long Term Liabilities Basis Conversion (Non-Cash) (Fund 9997) - Is used to convert governmental fund types' debt from modified accrual to full accrual.

Fiduciary Fund Types

Fiduciary funds account for assets held by the state in a trustee capacity or as an agent for individuals, private organizations, other governmental units, and/or other funds.

Agency Funds (GAAP Fund Type 09):

Agency funds are used to account for assets the government holds on behalf of others in a purely custodial capacity. Agency funds involve only the receipt, temporary investment, and remittance of fiduciary resources to individuals, private organizations, or other governments.

They are as follows: Unappropriated Collections General Revenue Fund (Fund 1000), Parks and Wildlife Point of Sale Deposits Escrow Trust (Fund 0843), Departmental Suspense (Fund 0900), Correction Account for Direct Deposit (Fund 0980) and Child Support Employee Deductions – Offset Account (Fund 0807).

TEXAS PARKS AND WILDLIFE DEPARTMENT (802)

NOTE 1: Summary of Significant Accounting Policies (Continued)**Basis of Accounting**

The basis of accounting determines when revenues and expenditures or expenses are recognized in the accounts reported in the financial statements. The accounting and financial reporting treatment applied to a fund is determined by its measurement focus.

Governmental fund types that build the fund financial statements are accounted for using the modified accrual basis of accounting. Under the modified accrual basis, revenues are recognized in the period in which they become both measurable and available to finance operations of the fiscal year or liquidate liabilities existing at fiscal year-end. The State of Texas considers receivables collected within sixty days after year-end to be available and recognizes them as revenues of the current year for fund financial statements prepared on the modified accrual basis. Expenditures and other uses of financial resources are recognized when their related liability is incurred.

Governmental adjustment fund types that will build the government-wide financial statements are accounted for using the full accrual method of accounting. The following activities are recognized in these fund types: capital assets, accumulated depreciation, unpaid employee compensable leave, long-term claims and judgments and pollution remediation obligations.

Budgets and Budgetary Accounting

The budget is prepared biennially and represents appropriations authorized by the Legislature and approved by the Governor (the General Appropriations Act).

Encumbrance accounting is employed for budgetary control purposes. Unencumbered appropriations are generally subject to lapse 60 days after the end of the fiscal year for which they were appropriated, unless the agency has authority to retain unexpended balances for use in future periods.

Assets, Liabilities, and Fund Balance/Net Position**Assets**

Cash: Represents cash on hand, cash in bank and cash in state treasury on the balance sheet.

Legislative Appropriations: Represent the general revenue fund (Fund 0001) amount in the State Treasury at fiscal year-end.

Receivables: Consist mainly of federal, interest and accounts receivable as of the balance sheet date.

Inventories: Inventories include both merchandise inventories on hand for sale and consumable inventories. Inventories for governmental fund types use the purchase method of accounting. The consumption method of accounting is used to account for inventories that appear in the governmental fund types. The costs of these items are expensed when the items are consumed.

Restricted Cash in Bank: Reflects the current assets portion of restricted cash in a local bank account (after deducting outstanding checks and adjusting for bank charges and credits). Should reflect cash in demand accounts only for agency funds set aside for statutory or contractual requirements.

TEXAS PARKS AND WILDLIFE DEPARTMENT (802)

NOTE 1: Summary of Significant Accounting Policies (Continued)

Capital Assets: Assets with an initial, individual cost of more than \$5,000 and an estimated useful life in excess of one year are capitalized. These assets are capitalized at cost, if purchased, or at fair value as of the date of acquisition. Purchases of assets with governmental funds are reported as expenditures. Depreciation is reported on all “exhaustible” assets. “Inexhaustible” assets, such as works of art and historical treasures are not depreciated. Assets are depreciated over the estimated useful life of the asset using the straight-line method.

Liabilities

Payables: Payables represent the short term liability accounts reflecting amounts owed under a modified accrual or full accrual basis to private persons or organizations for goods and services received by an agency but for which the agency has not made payment.

- Accounts payable Amounts owed for goods or services actually rendered or provided to the agency by Aug. 31, but for which the agency has not yet made payment.
- Payroll payable represent the August salary payroll and related payroll costs.

Unearned Revenues: Reflects amounts for which asset criteria have been met, but revenue recognition criteria haven’t been met. Typically represents fees/other receipts collected not legally due earned at a particular point in time.

Claims and Judgments: Represents payments to claimants/plaintiffs for various legal proceedings and are paid from the governmental funds. TPWD’s Claims and Judgments balances are disclosed in Note 5.

Employees’ Compensable Leave Balances: Liabilities for the vacation and compensatory leave accrued by employees. The balance is reported on both the current and non-current liability section of the balance sheet or statement of net position. TPWD’s Compensable Leave balances are disclosed in Note 5.

Pollution Remediation Obligations: A pollution remediation obligation is an obligation to address the current or potential detrimental effects of existing pollution by participating in pollution remediation activities. TPWD’s Pollution Remediation Obligation balances are disclosed in Note 5.

Funds Held for Others: Represents amounts that are being held for another entity in an agency fund and have not yet been distributed to that entity. These amounts do not constitute revenue to the agency fund, nor does their disbursement constitute expenditures of the agency fund. However, it is anticipated that the amounts will be deposited into funds for state use. Examples are suspense fund collections and unappropriated receipts. This account may appear in agency funds only.

TEXAS PARKS AND WILDLIFE DEPARTMENT (802)

NOTE 1: Summary of Significant Accounting Policies (Continued)**Fund Balance/Net Position**

“Fund balance” is the difference between assets plus deferred outflows of resources and liabilities plus deferred inflows of resources on the governmental fund statements. “Net position” is the difference between assets plus deferred outflows of resources and liabilities plus deferred inflows of resources on the government-wide, proprietary and fiduciary fund statements.

Fund Balance Components:

TPWD’s fund balances for governmental funds are classified as nonspendable, restricted, committed or unassigned in the fund financial statements:

- **Nonspendable fund balance** includes amounts not available to be spent because they are either (1) not in spendable form or (2) legally or contractually required to be maintained intact.
- **Restricted fund balance** includes those resources that have constraints placed on their use through external parties or by law through constitutional provisions.
- **Committed fund balance** can be used only for specific purposes pursuant to constraints imposed by a formal action of the Texas Legislature, the state’s highest level of decision making authority.
- **Unassigned fund balance** is the residual classification for the general fund. This classification represents fund balance that was not assigned to other funds and was not restricted, committed or assigned to specific purposes within the general fund.

A positive unassigned fund balance can only exist within the general fund. Deficit fund balances in a fund are reported as unassigned fund balance.

Net Position

“Net position” is the difference between assets plus deferred outflows of resources and liabilities plus deferred inflows of resources on the government-wide and fiduciary fund statements.

Net Position Components:

TPWD’s net position in the basis conversion funds are classified as net investment in capital assets and unrestricted net position in the fund financial statements:

- **Net Investment in Capital Assets** Net investment in capital assets, consists of capital assets, net of accumulated depreciation and reduced by outstanding balances for bond, notes and other debt that are attributed to the acquisition, construction or improvement of those assets.
- **Unrestricted Net Position** Unrestricted net position consists of net resources that do not meet the definition of Net Investment in Capital Assets or Restricted Net Position. Unrestricted net position often has constraints on resources that are imposed by management but can be removed or modified.

When only unrestricted resources are available for use, it is TPWD’s policy to use committed resources first, then unassigned resources.

TEXAS PARKS AND WILDLIFE DEPARTMENT (802)

NOTE 1: <i>Summary of Significant Accounting Policies (Concluded)</i>

Activities and Transactions

TPWD has the following types of transactions between funds or other agencies:

1. **Due To / Due From:** Accrual of reimbursements, transfers, federal/state grant pass-throughs and shared funds that are owed to or from other funds or other agencies. A 'due to' represent a liability and a 'due from' represent an asset on the balance sheet.
2. **Transfers:** Legally required transfers that are reported when incurred as "transfers in" by the recipient fund and as "transfers out" by the disbursing fund.
3. **Reimbursements:** Reimbursements are repayments from funds responsible for expenditures or expenses to funds that made the actual payment. Reimbursements of expenditures made by one fund for another that are recorded as expenditures in the reimbursing fund and as a reduction of expenditures in the reimbursed fund. Reimbursements are not displayed in the financial statements.

TEXAS PARKS AND WILDLIFE DEPARTMENT (802)

NOTE 2: Capital Assets

Revenue received from the sale of Surplus Property which was originally purchased with funds from the General Revenue Fund 0001 has been transferred to Unappropriated General Revenue in accordance with House Bill 7, Section 20. A summary of changes in Capital Assets for the year ended August 31, 2019, is presented below:

Governmental Activities	Balance 09/01/2017	Adjustments	Reclassifications Completed CIP	Reclassifications Inc-Int'agy Trans
Non-Depreciable and Non-Amortizable Assets:				
Land and Land Improvements	321,412,646.94	1,512,012.14	0.00	0.00
Infrastructure	265,393.82	0.00	0.00	0.00
Construction in Progress	120,825,459.32	(334,829.53)	(30,454,609.76)	0.00
Other Capital Assets	42,685,231.08	0.00	0.00	0.00
Land Use Rights - Permanent	1,865,409.25	0.00	0.00	0.00
Total Non-Depreciable and Non-Amortizable Assets	487,054,140.41	1,177,182.61	(30,454,609.76)	0.00
Depreciable Assets:				
Building and Building Improvements	188,340,714.53	200,000.00	11,320,290.60	0.00
Infrastructure	122,806,774.39	0.00	8,657,633.34	0.00
Facilities and Other Improvements	73,459,062.62	0.00	10,476,685.82	0.00
Furniture and Equipment	50,658,146.37	5,944.00	0.00	57,933.19
Vehicles, Boats, and Aircraft	100,631,500.19	0.00	0.00	0.00
Other Capital Assets	4,295,375.54	0.00	0.00	0.00
Total Depreciable Assets at Historical Cost	540,191,573.64	205,944.00	30,454,609.76	57,933.19
Less Accumulated Depreciation for:				
Buildings and Improvements	(94,848,689.39)	(188,556.16)	0.00	0.00
Infrastructure	(61,835,205.30)	0.00	0.00	0.00
Facilities and Other	(50,187,584.23)	0.00	0.00	0.00
Furniture and Equipment	(36,241,901.07)	(5,944.00)	0.00	(18,168.52)
Vehicles, Boats, and Aircraft	(70,979,667.40)	0.00	0.00	0.00
Other Capital Assets	(4,147,330.96)	0.00	0.00	0.00
Total Accumulated Depreciation	(318,240,378.35)	(194,500.16)	0.00	(18,168.52)
Depreciable Assets, Net	221,951,195.29	11,443.84	30,454,609.76	39,764.67
Amortizable Assets – Intangible:				
Computer Software	4,625,512.37	0.00	0.00	0.00
Total Intangible Assets at Historical Cost	4,625,512.37	0.00	0.00	0.00
Less Accumulated Amortization for:				
Computer Software	(4,625,512.37)	0.00	0.00	0.00
Total Accumulated Amortization	(4,625,512.37)	0.00	0.00	0.00
Amortizable Assets, Net	0.00	0.00	0.00	0.00
Governmental Activities Capital Assets, Net	709,005,335.70	1,188,626.45	0.00	39,764.67

TEXAS PARKS AND WILDLIFE DEPARTMENT (802)

NOTE 2: Capital Assets (Concluded)

Governmental Activities	Reclassifications Dec-Int'agy Trans	Additions	Deletions	Balance 08/31/2018
Non-Depreciable and Non-Amortizable Assets:				
Land and Land Improvements	0.00	3,441,300.56	(977,496.43)	325,388,463.21
Infrastructure	0.00	0.00	0.00	265,393.82
Construction in Progress	0.00	18,867,414.56	0.00	108,903,434.59
Other Capital Assets	0.00	0.00	0.00	42,685,231.08
Land Use Rights - Permanent	0.00	0.00	0.00	1,865,409.25
Total Non-Depreciable and Non-Amortizable Assets	0.00	22,308,715.12	(977,496.43)	479,107,931.95
Depreciable Assets:				
Building and Building Improvements	0.00	281,672.00	(116,947.00)	200,025,730.13
Infrastructure	0.00	0.00	(510,841.00)	130,953,566.73
Facilities and Other Improvements	0.00	0.00	0.00	83,935,748.44
Furniture and Equipment	(10,772.18)	4,085,301.08	(852,406.52)	53,944,145.94
Vehicles, Boats, and Aircraft	(237,958.88)	9,995,493.36	(5,426,652.19)	104,962,382.48
Other Capital Assets	0.00	12,270.40	(3,641,493.60)	666,152.34
Total Depreciable Assets at Historical Cost	(248,731.06)	14,374,736.84	(10,548,340.31)	574,487,726.06
Less Accumulated Depreciation for:				
Buildings and Improvements	0.00	(7,398,198.83)	111,099.65	(102,324,344.73)
Infrastructure	0.00	(3,458,621.28)	510,841.00	(64,782,985.58)
Facilities and Other	0.00	(2,626,110.29)	0.00	(52,813,694.52)
Furniture and Equipment	10,772.18	(3,588,072.18)	792,552.39	(39,050,761.20)
Vehicles, Boats, and Aircraft	216,980.41	(8,442,786.62)	5,144,966.17	(74,060,507.44)
Other Capital Assets	0.00	(30,783.00)	3,641,493.60	(536,620.36)
Total Accumulated Depreciation	227,752.59	(25,544,572.20)	10,200,952.81	(333,568,913.83)
Depreciable Assets, Net	(20,978.47)	(11,169,835.36)	(347,387.50)	240,918,812.23
Amortizable Assets – Intangible:				
Computer Software	0.00	0.00	(40,390.20)	4,585,122.17
Total Intangible Assets at Historical Cost	0.00	0.00	(40,390.20)	4,585,122.17
Less Accumulated Amortization for:				
Computer Software	0.00	0.00	40,390.20	(4,585,122.17)
Total Accumulated Amortization	0.00	0.00	40,390.20	(4,585,122.17)
Amortizable Assets, Net	0.00	0.00	0.00	0.00
Governmental Activities Capital Assets, Net	(20,978.47)	11,138,879.76	(1,324,883.93)	720,026,744.18

TEXAS PARKS AND WILDLIFE DEPARTMENT (802)

NOTE 3: Deposits, Investments and Repurchase Agreements

TPWD is authorized by statute to make investments following the “prudent person rule.” There were no significant violations of legal provisions during the period.

Deposits of Cash in Bank

As of August 31, 2019, the carrying amount of deposits was \$12,938,651.94 as presented below.

Governmental Activities	
CASH IN BANK – CARRYING AMOUNT	\$ 12,938,651.94
Governmental Funds Current Assets Cash in Bank	\$ 12,938,651.94
Cash in Bank per AFR (Exhibit I)	\$ 12,938,651.94

These amounts consist of all cash in local banks and are included on the combined statement of net position as part of the “cash and cash equivalents” account.

As of August 31, 2019, the total **bank balance** was as follows:

Governmental Activities (Exhibit I)	\$ 12,938,651.94
-------------------------------------	------------------

TEXAS PARKS AND WILDLIFE DEPARTMENT (802)

NOTE 4:	<i>Short-Term Debt</i>	<i>Not Applicable</i>
----------------	-------------------------------	------------------------------

TEXAS PARKS AND WILDLIFE DEPARTMENT (802)

NOTE 5: Long-Term Liabilities**Changes in Long-Term Liabilities**

The following changes occurred in liabilities during the year ending August 31, 2019:

Governmental Activities	Balance 9/01/18	Additions	Reductions	Restatement / Adjustment	Balance 8/31/19	Amounts Due Within One Year	Amounts Due Thereafter
Claims & Judgments	\$2,715.38	\$0.00	\$0.00	\$0.00	\$2,715.38	\$0.00	\$2,715.38
Employees' Compensable Leave	\$27,503,928.18	\$27,770,724.96	\$26,986,252.43	\$0.00	\$28,288,400.71	\$17,752,063.84	\$10,536,336.87
Pollution Remediation Obligations	\$332,831.94	\$860,579.61	\$777,167.53	\$0.00	\$416,244.02	\$416,244.02	\$0.00
Total Governmental Activities	\$27,839,475.50	\$28,631,304.57	\$27,763,419.96	\$0.00	\$28,707,360.11	\$18,168,307.86	\$10,539,052.25

Claims and Judgments

Claims and judgments that are settled but unpaid at fiscal year-end and that will be paid with future governmental fund resources are presented on the governmental funds balance sheet in the long-term liabilities adjustments column.

TPWD was involved in litigation related to property damage and loss of use arising from the operation of a motor vehicle. The settlement of \$2,715.38 remains unpaid as of August 31, 2019.

Employees' Compensable Leave

A state employee is entitled to be paid for all unused vacation time accrued, in the event of the employee's resignation, dismissal, or separation from State employment, provided the employee has had continuous employment with the State for six months.

Expenditures for accumulated annual leave balances are recognized in the period paid or taken in governmental fund types. For these fund types, the liability for unpaid benefits is recorded in the Statement of Net Position. No liability is recorded for non-vesting accumulating rights to receive sick pay benefits. This obligation is usually paid from the same funding source(s) from which the employee's salary or wage compensation was paid.

Pollution Remediation Obligations (GASB 49)

TPWD is responsible for the cleanup and remediation of multiple polluted sites during fiscal year 2019 and is currently managing twenty-seven active sites. Regulatory requirements established by federal and state law obligate TPWD to perform these pollution remediation activities. Actual contract and invoice costs were used to calculate the pollution remediation obligation liabilities. The pollution remediation activity is summarized below:

TEXAS PARKS AND WILDLIFE DEPARTMENT (802)

NOTE 5: Long-Term Liabilities (Concluded)

- TPWD has recognized \$416,244.02 in pollution remediation obligations related to asbestos, mold, lead-based paint and water pollution clean-up requirements.

Realized recoveries are recognized as cash on the balance sheet and as revenues on the operating statement. No recoveries from insurance policies or third parties were received for any pollution remediation activities for fiscal year 2019.

TEXAS PARKS AND WILDLIFE DEPARTMENT (802)

NOTE 6: <i>Bonded Indebtedness</i> <i>Not Applicable</i>

TEXAS PARKS AND WILDLIFE DEPARTMENT (802)

NOTE 7: *Derivatives Not Applicable*

TEXAS PARKS AND WILDLIFE DEPARTMENT (802)

NOTE 8: Leases**Leases**

TPWD leases land, office space and other assets under a variety of agreements. Although lease terms may vary, all leases are subject to biennial appropriation from the Legislature to continue the lease obligations.

Operating Leases

Included in the revenues reported in the financial statements are the following amounts of rental payments received under noncancelable operating leases of land to outside parties:

GOVERNMENTAL ACTIVITIES

Fund Type:	
General Fund	\$300.00
TOTAL GOVERNMENTAL ACTIVITIES	\$300.00

Future minimum lease rentals under non-cancelable operating leases having an initial term in excess of one year are as follows:

Noncancelable Operating Lease Rentals

Year Ending August 31, 2020	\$300.00
Year Ending August 31, 2021	\$300.00
Year Ending August 31, 2022	\$300.00
Year Ending August 31, 2023	\$200.00
Year Ending August 31, 2024	\$200.00
Year Ending August 31, 2025 and Beyond	\$5,000.00
Total Minimum Future Lease Rentals	\$6,300.00

General Leasing Arrangements:

TPWD manages Land Surface Easements (LSEs) as authorized by the Texas Parks and Wildlife Commission pursuant to §11.301 of the Texas Parks and Wildlife Code. LSEs can be issued for a wide range of third party uses of our lands, including roads, driveways, pipelines, valve stations, transfer stations, power lines, substations and other utilities.

There were no reported contingent rental revenues.

Capital Leases

TPWD did not enter into any long-term lease agreements for financing the purchase of capital assets as of August 31, 2019.

TEXAS PARKS AND WILDLIFE DEPARTMENT (802)

NOTE 9: Defined Benefit Pension Plans and Defined Contribution Plan Not Applicable

TEXAS PARKS AND WILDLIFE DEPARTMENT (802)

NOTE 10: *Deferred Compensation Not Applicable*

TEXAS PARKS AND WILDLIFE DEPARTMENT (802)

NOTE 11: Postemployment Health Care and Life Insurance Benefits Not Applicable

TEXAS PARKS AND WILDLIFE DEPARTMENT (802)

NOTE 12: *Interfund Activity and Transactions Not Applicable*

TEXAS PARKS AND WILDLIFE DEPARTMENT (802)

NOTE 13: Continuance Subject to Review

Under the Texas Sunset Act, the Texas Parks and Wildlife Department (TPWD) will be abolished effective September 1, 2021, unless continued in existence by the 87th Legislature as provided by the Act. If abolished, the agency may continue until September 1, 2022 to close out its operations.

TEXAS PARKS AND WILDLIFE DEPARTMENT (802)

NOTE 14: Adjustments to Fund Balances and Net Position

During fiscal year 2019, certain adjustments were made that required the restatement of fund balances or net position. The restatements are presented below:

	Basis Conversion – Capital Assets (Fund 9998)	Total
Fund Balance / Net Position Sept. 1, 2018	\$ 709,005,335.70	\$ 709,005,335.70
Current Year's Restatements	\$ 1,188,626.45	\$ 1,188,626.45
Fund Balance / Net Position Sept. 1, 2018 as Restated	\$ 710,193,962.15	\$ 710,193,962.15

The Capital Assets Basis Conversion Fund (Fund 9998) restatement includes an overall increase of \$1.188M for adjustments to capital assets and accumulated depreciation:

- Land acquisitions at Bastrop State Park and Bryan Beach State Park not previously reported as inventory.
- Two residence buildings at Texas Freshwater Fisheries Center, and its' associated accumulated depreciation, not previously reported as inventory.
- Cancellation of eleven Construction in Progress (CIP) projects that did not meet the criteria to be recorded as an asset:
 - Austin Headquarters (target range facility);
 - Fort Parker State Park (refurbish group barracks complex-mess hall oven);
 - Waco State Park Regional Office (replace regional office building);
 - Garner State Park (dining halls and barracks remodel)
 - Kerr Wildlife Management Area (deer research fence)
 - Ray Roberts State Park (renovate Lantana Lodge and Marina)
 - Brazos Bend State Park (utility upgrades at Burr Oak and Screen Shelter Loops-water system)
 - San Jacinto Battleground SHS (replace residence); and
 - Fort Boggy State Park (park facility plan and development)

TEXAS PARKS AND WILDLIFE DEPARTMENT (802)

NOTE 15: Contingencies and Commitments**Contingencies***Unpaid Claims and Lawsuits*

As of August 31, 2019, certain lawsuits were pending against TPWD. The lawsuits, which may present contingent liabilities, are displayed below.

Claimant/Plaintiff	Defendant Name	Type of Litigation	Damages Sought	Probability of Liability	Possible Loss	Description of Case
<i>Oscar Jaimez</i>	TPWD	Employment	Not specified	Reasonably Possible	Unknown	Plaintiff former employee alleges discrimination, retaliation and violation of civil rights.
<i>Leopoldo Villa</i>	TPWD	Employment - Discrimination	Not specified	Reasonably Possible	Unknown	Plaintiff alleges employment discrimination.
<i>Andrew Matej</i>	TPWD	Employment - Discrimination	Between \$200,000 and \$1,000,000	Reasonably Possible	Unknown	Plaintiff, a former employee, alleges race and gender discrimination in relation to his termination.
<i>John Rao</i>	TPWD	Employment - Retaliation	Not specified	Reasonably Possible	Unknown	Former game warden alleging retaliation and constructive termination.
<i>Sahari Landero</i>	TPWD	Motor Vehicle Accident	Not specified	Reasonably Possible	Unknown	Plaintiffs allege personal injuries due to MVA with game warden.

TEXAS PARKS AND WILDLIFE DEPARTMENT (802)

NOTE 15: Contingencies and Commitments (Concluded)*Federal Assistance*

TPWD receives federal financial assistance for specific purposes that are subject to review or audit by the federal grantor agencies. Entitlement to this assistance is generally conditional upon compliance with the terms and conditions of grant agreements and applicable federal regulations, including the expenditure of assistance for allowable purposes. Such audits could lead to requests for reimbursements to grantor agencies for expenditures disallowed under the terms of the grant. Based on prior experience, management believes such disallowance (if any) will be immaterial.

Arbitrage

Rebatable arbitrage is defined by Internal Revenue Code, Section 148, as earnings on investments purchased with the gross proceeds of a bond issue in excess of the amount that would have been earned if the investment were invested at a yield equal to the yield on the bond issue. The rebatable arbitrage must be paid to the federal government.

The Texas Public Finance Authority (TPFA) was created in 1984 by an act of the Texas Legislature to provide financing for the construction or acquisition of facilities for State agencies through the issuance of general obligation and revenue bonds and revenue commercial paper. TPFA monitors all investments to restrict earnings to a yield less than the bond issue and, therefore, limit any arbitrage liability to the State. No liability is accrued until the end of a five-year period for the required payment or upon the maturity of the obligation. TPWD estimates that rebatable arbitrage liability (if any) will be immaterial to its overall financial conditions.

Commitments*Contractual Commitments*

As of August 31, 2019, TPWD had outstanding contractual commitments of approximately \$120 million for facilities and other improvements, building replacements, maintenance and repairs and infrastructure and infrastructure maintenance and repairs.

TEXAS PARKS AND WILDLIFE DEPARTMENT (802)

NOTE 16:	<i>Subsequent Events</i>	<i>Not Applicable</i>
-----------------	---------------------------------	------------------------------

TEXAS PARKS AND WILDLIFE DEPARTMENT (802)

NOTE 17: Risk Management

TPWD is exposed to a variety of civil claims resulting from the performance of its duties. It is agency policy to periodically assess the proper combination of risk retention, insurance purchased through the State Office of Risk Management (SORM) and commercial insurance to cover losses to which it may be exposed.

RETENTION OF RISK

TPWD substantially assumes all risks associated with tort and liability claims due to the performance of its duties. TPWD's claims and judgments are mainly related to tort claims against the agency for property damage and personal injury arising from the operation of a motor-driven vehicle. TPWD is slowly transferring this risk to an automobile insurance policy purchased through SORM. As of August 31, 2019, this automobile insurance policy covered 116 of the Department's 2,500 vehicles.

INSURANCE POLICIES (SORM)

TPWD is exposed to a variety of risks including but not limited to property, automobile, public relations, builders risk, liability claims, tort claims, theft, damage to assets (boats, radios, radio towers, etc.), and business interruption (flood/fire/weather).

TPWD has purchased three lines of insurance through SORM: property, volunteer and automobile.

The Statewide Property Insurance Program is designed to provide State Agencies the ability to transfer the financial burden resulting from property damage and loss to agency assets. The property insurance program covers up to \$1,500,000,000 for any one occurrence for all perils; coverage is shared by all participants of the statewide program and is subject to sublimits as listed in the policy. Insured perils include Acts of God, theft of agency property, acts of terrorism and business interruptions.

The Statewide Volunteer Insurance Program was developed to provide excess personal liability, excess automobile liability and accident medical expense coverage for any designated or registered volunteer of Texas State Agencies.

The Statewide Automobile Insurance Program is designed to provide automobile liability and physical damage coverage to state agencies. The policy provides liability limits up to the Texas Tort Claims Act caps: \$250,000/\$500,000/\$100,000; and up to \$1 million when the Texas Tort Claims Act does not apply.

The automobile insurance policy automatically includes 'hired and non-owned' coverage which provides protection to state entities whose employees drive their personally-owned, leased, or rented vehicles in the course and scope of employment. The policy will pay the difference for covered claims between the underlying policy limits of the personally owned vehicle and the total amount of the loss, up to the policy limit. For personally-owned vehicles driven by state employees in the course and scope of employment, the non-owned liability coverage is excess coverage to protect the state entity that will respond after the employee's personal insurance has been exhausted. Premium is a flat rate multiplied by the number of drivers.

TPWD also elected to purchase 'physical damage' coverage on state-owned motorized equipment. This may include but is not limited to: private passenger vehicles, buses, trailers, golf carts, tractors

TEXAS PARKS AND WILDLIFE DEPARTMENT (802)

NOTE 17: Risk Management (Continued)

and other mobile equipment. The coverage pays for repair of the state-owned motorized equipment, or Actual Cash Value if the vehicle is totaled.

COMMERCIAL INSURANCE POLICIES

TPWD purchased a general liability commercial insurance policy for prescribed burns.

Prescribed burning is a management tool widely used by foresters, parks departments, range and wildlife managers, ranchers and other landowners to manage excessive natural fuels under very specific and safe conditions. The general liability policy covers losses associated with bodily injury or death or injury to or destruction of property resulting from a prescribed burn of up to \$1,000,000 for each occurrence.

SURETY BONDS

TPWD has purchased a surety bond to act as a deputy of the Travis County Tax-Assessor Collector (TCTAC) for the purposes of registering TPWD-owned vehicles pursuant to Transportation Code Section 520.0071. This section of the code authorizes TCTAC to require a bond to perform that service. The surety bond will enable TCTAC to be compensated for any losses that occur due to mishandling of funds by TPWD. The maximum loss possible was calculated by considering the state portion of the inspection fees due annually to the county for an estimated 250 TPWD standard vehicles and 50 commercial vehicles, based on Travis County fee rates, though inspection fees vary slightly statewide. This estimate assumes higher numbers of vehicles being processed and fees being assessed than likely will occur.

WORKERS' COMPENSATION

SORM is charged by Chapter 412 of the Texas Labor Code to administer the self-insured government employee's workers' compensation insurance program for the State. Workers' compensation claims of state employees are filed with and determined by SORM.

The annual assessment amount imposed by SORM includes workers' compensation coverage for the agency's employees and the agency's portion of SORM's costs to administer the program. TPWD's annual assessment amount totaled \$960,039.81 for the fiscal year and were recorded as increases in current year expenditures.

PUBLIC ENTITY RISK POOL

TPWD is not involved in any risk pools with other government entities.

TEXAS PARKS AND WILDLIFE DEPARTMENT (802)

NOTE 17: Risk Management (Concluded)

CLAIMS AND JUDGMENTS

The agency's liabilities are reported when it is both probable that a loss has occurred, and the amount of that loss can be reasonably estimated. Liabilities are reevaluated periodically to consider current settlements, frequency of claims, past experience and economic factors. There were no significant reductions in insurance coverage in the past year and losses did not exceed funding arrangements during the past three years.

Changes in the balances of the agency's claims liabilities during fiscal year 2018 and 2019 were:

	Claims and Judgements			
	Beginning Balance	Increases	Decreases	Ending Balance
2019	\$ 2,715.38	\$ 159,445.46	\$ 159,445.46	\$ 2,715.38
2018	\$ 0.00	\$ 218,333.48	\$ 215,618.10	\$ 2,715.38

TEXAS PARKS AND WILDLIFE DEPARTMENT (802)

NOTE 18:	<i>Management's Discussion and Analysis (MD&A)</i>	<i>Not Applicable</i>
-----------------	---	------------------------------

TEXAS PARKS AND WILDLIFE DEPARTMENT (802)

NOTE 19: *The Financial Reporting Entity***Related Organizations:**Texas Parks and Wildlife Foundation

The Parks and Wildlife Foundation of Texas d/b/a the Texas Parks and Wildlife Foundation is a 501(c)(3) nonprofit corporation organized in 1991 pursuant to the laws of the State of Texas to provide support for the efforts of TPWD. TPWD's board chairman can appoint a majority of the board members of the Texas Parks and Wildlife Foundation. Pursuant to Texas Parks and Wildlife Code, Section 11.205, the Texas Parks and Wildlife Foundation has been designated as the official nonprofit partner of TPWD.

Operation Game Thief

The Operation Game Thief Committee is a nonprofit corporation organized under the laws of the state of Texas and exempt from federal income taxation pursuant to §501(c)(3) of the Internal Revenue Code. TPWD's Executive Director appoints the 11 members of the Operation Game Thief Committee "to administer the operation game thief fund and make reward payments and death benefit payments from that fund." Tex. Parks & Wild. Code §12.202(a). The Operation Game Thief fund is a special fund held outside the treasury and "may be used only for the maintenance of that fund, promotion of the operation game thief program through advertisement and marketing, the development, acquisition, and implementation of technological advancements to facilitate the apprehension and prosecution of persons who violate laws of this state intended to protect the state's natural or cultural resources or the public safety of persons using those natural and cultural resources, and payment of rewards and death benefits" authorized by the Texas Parks and Wildlife Code. Tex. Parks & Wild. Code §12.201.

TEXAS PARKS AND WILDLIFE DEPARTMENT (802)

NOTE 20: Stewardship, Compliance and Accountability

The License Plate Trust Fund reported a deficit fund balance of \$122.7K in appropriated fund 0802. The deficit is the result of an increase in state grant pass-through expenditures to universities to perform research on Chronic Wasting Disease.

The Deferred Maintenance Fund reported a deficit fund balance of \$254.2K in appropriated fund 5166. The deficit is the result of an increase in construction expenditures to replace buildings at Mustang Island State Park and the Marine Development Center.

TPWD had no material violations of finance-related legal or contractual provisions. There were no changes in accounting principles or fund types during the fiscal year.

TEXAS PARKS AND WILDLIFE DEPARTMENT (802)

NOTE 21: *Not Applicable*

TEXAS PARKS AND WILDLIFE DEPARTMENT (Agency 802)

NOTE 22: Donor Restricted Endowments

The net appreciation (cumulative and unexpended) on donor-restricted endowments presented below is available for authorization and expenditure by TPWD. TPWD is a designated trustee pursuant to the Texas Uniform Principal and Income Act, Texas Property Code, §§111.004 and §§116.201. As a Trustee, TPWD is responsible for proper administration of certain funds contained within the State Parks Endowment Trust Account.

Endowment interest earnings are authorized for expenditure by Falcon State Park as outlined in the trust agreement to be used exclusively by the park for natural resource protection, habitat protection, habitat enhancement and habitat acquisition in the park.

Endowment interest earnings are authorized for expenditure by the Lyndon B. Johnson State Historical Park consistent with the Texas Uniform Principal and Income Act, Texas Property Code, §§116.201 in that 100% of interest earnings may be used for all other ordinary expenses incurred in connection with the administration, management, or preservation of trust property. A minimum of 20% of the funds received by the State Historical Park becomes part of the corpus while the remaining 80% shall be used for exhibit renovations, interpretive functions and general park operations.

Donor Restricted Endowments	Amounts of Net Appreciation*	Reported in Net Position
True Endowments	\$266,749.79	Restricted for Expendable
Term Endowments	\$103,810.26	Restricted for Expendable
TOTAL:	\$370,560.05	

*There was a positive fair value adjustment totaling \$15,716.99 for fiscal year 2019.

Changes from Prior Year Balances

Endowment Funds	Increase/(Decrease)	Reason for Change
Expendable Balances:		
True Endowments	\$12,346.14	Restricted Interest Income
Term Endowments	\$3,370.85	Restricted Interest Income
Non-Expendable Balances:		
True Endowments	\$0	
Term Endowments	\$0	

TEXAS PARKS AND WILDLIFE DEPARTMENT (802)

NOTE 23:	<i>Extraordinary and Special Items</i>	<i>Not Applicable</i>
-----------------	---	------------------------------

TEXAS PARKS AND WILDLIFE DEPARTMENT (802)

NOTE 24: <i>Disaggregation of Receivable and Payable Balances</i> <i>Not Applicable</i>
--

TEXAS PARKS AND WILDLIFE DEPARTMENT (802)

NOTE 25: *Termination Benefits Not Applicable*

TEXAS PARKS AND WILDLIFE DEPARTMENT (802)

NOTE 26: <i>Segment Information</i> <i>Not Applicable</i>
--

TEXAS PARKS AND WILDLIFE DEPARTMENT (802)

NOTE 27:	<i>Service Concession Arrangements</i>	<i>Not Applicable</i>
-----------------	---	------------------------------

TEXAS PARKS AND WILDLIFE DEPARTMENT (802)

NOTE 28: Deferred Outflows of Resources and Deferred Inflows of Resources Not Applicable

TEXAS PARKS AND WILDLIFE DEPARTMENT (802)

NOTE 29: *Troubled Debt Restructuring* *Not Applicable*

TEXAS PARKS AND WILDLIFE DEPARTMENT (802)

NOTE 30:	<i>Non-Exchange Financial Guarantees</i>	<i>Not Applicable</i>
-----------------	---	------------------------------

TEXAS PARKS AND WILDLIFE DEPARTMENT (802)

NOTE 31: Tax Abatements Not Applicable

TEXAS PARKS AND WILDLIFE DEPARTMENT (802)

NOTE 32: Governmental Fund Balances

Governmental Accounting Standards Board (GASB) Statement 54 establishes financial reporting standards for fund balances. Each fund type defaults to a specific fund balance classification at year end.

TPWD has the following restrictions/covenants causing fund balances to be classified other than their default classification:

GAAP Fund	GASB 54 Fund Class	Amount	Citation	Comments	
0001	0010	Committed	\$10,625,427.29	General Appropriations Act, Article VI	Land Acquisition and Debt Service Obligations - Revenue Bonds
0001	0012	Committed	\$32,016.95	General Appropriations Act, Article VI	Funds designated by the donor, grantor, damage/mitigation agreement or settlement or state/federal agency solely for construction and repairs, land acquisition, or purchase of specific capital items.
0001	0016	Committed	\$190,740.21	General Appropriations Act, Article VI	Off-Highway Vehicle & Trail Decal
0009	0917	Restricted	\$31,674,555.87	50 CFR 80.4 - Diversion of license fees	Hunting and Fishing Licenses, restrictions are externally imposed by federal government agencies.
0009	0918	Restricted	\$8,397,491.10	50 CFR 80.4 - Diversion of license fees	Hunting and Fishing Licenses, restrictions are externally imposed by federal government agencies.
0009	0920	Restricted	\$18,182,532.96	50 CFR 80.4 - Diversion of license fees	Hunting and Fishing Licenses, restrictions are externally imposed by federal government agencies.
0009	0921	Restricted	\$1,155,578.70	50 CFR 80.4 - Diversion of license fees	Hunting and Fishing Licenses, restrictions are externally imposed by federal government agencies.

TEXAS PARKS AND WILDLIFE DEPARTMENT (802)

NOTE 32: Governmental Fund Balances (Continued)

GAAP Fund		GASB 54 Fund Class		Amount	Citation	Comments
0009	0930	Restricted		\$37,351,216.66	50 CFR 80.4 - Diversion of license fees	Hunting and Fishing Licenses, restrictions are externally imposed by federal government agencies.
0009	0931	Restricted		\$703,323.15	50 CFR 80.4 - Diversion of license fees	Hunting and Fishing Licenses, restrictions are externally imposed by federal government agencies.
0009	0932	Restricted		\$1,106,112.50	50 CFR 80.4 - Diversion of license fees	Donations, reimbursements and other restricted appropriated receipts, restrictions are externally imposed by federal government agencies.
0064	0641	Restricted		\$1,694,524.68	Federal CFDA 10.923, 14.218, 15.634, 15.668, 15.925, 20.205, 20.219 and 97.036	Federal funds, restrictions are externally imposed by federal government agencies.
0223	2231	Restricted		\$8,706.29	Federal CFDA 15.916 and 20.219	Federal funds, restrictions are externally imposed by federal government agencies.
0467	4671	Restricted		\$3,098,760.34	Federal CFDA 15.605, 15.916 and 20.219	Federal funds, restrictions are externally imposed by federal government agencies.
0506	5066	Restricted		\$24.50	General Appropriations Act, Escrow Accounts	Environmental damages with settlement and/or mitigation agreements, restrictions are externally imposed by federal government agencies and donor and grantors.

TEXAS PARKS AND WILDLIFE DEPARTMENT (802)

NOTE 32: Governmental Fund Balances (Continued)

GAAP Fund		GASB 54 Fund Class		Amount	Citation	Comments
0544	5440	Nonspendable		\$20,000,000.00	General Appropriations Act, HB 3781; Parks and Wildlife Code, Sections 11.044 and 11.061 through 11.063	Endowment funds with legislatively mandated corpus requirement.
0544	5440	Restricted		\$7,091,102.67	General Appropriations Act, HB 3781; Parks and Wildlife Code, Sections 11.044 and 11.061 through 11.063	Endowment funds, restrictions are externally imposed by the donor.
0544	8544	Restricted		\$1,390,062.08	General Appropriations Act, HB 3781; Parks and Wildlife Code, Sections 11.044 and 11.061 through 11.063	Endowment funds, restrictions are externally imposed by the donor.
0679	6790	Restricted		\$293,273.77	Parks and Wildlife Code, Section 89.041	Grants, donations of money or materials, and other forms of assistance from private and public sources.
0679	6791	Restricted		\$13,136.31	Federal CFDA 15.426, 15.605 and 15.668 Federal CFDA 15.000;	Federal funds, restrictions are externally imposed by federal government agencies.
0885	0851	Restricted		\$17,977.20	United States Code, Title 54, Subtitle I, Division A, Chapter 1015, Subchapter IV, Section 101531; Falcon State Park and Lyndon B. Johnson (LBJ) National Historical Park Bus Tour Transportation Services for State Parks Permanent Endowment Trust Agreement	Federal funds, restrictions are externally imposed by federal government agencies.

TEXAS PARKS AND WILDLIFE DEPARTMENT (802)

NOTE 32: Governmental Fund Balances (Concluded)

GAAP Fund	GASB 54 Fund Class	Amount	Citation	Comments
0885	Restricted	\$97,941.42	United States Code, Title 54, Subtitle I, Division A, Chapter 1015, Subchapter IV, Section 101531; Falcon State Park and Lyndon B. Johnson (LBJ) National Historical Park Bus Tour Transportation Services for State Parks Permanent Endowment Trust Agreement	Endowment funds, restrictions are externally imposed by resource providers.
0885	Restricted	\$254,641.43	United States Code, Title 54, Subtitle I, Division A, Chapter 1015, Subchapter IV, Section 101531; Falcon State Park and Lyndon B. Johnson (LBJ) National Historical Park Bus Tour Transportation Services for State Parks Permanent Endowment Trust Agreement	Endowment funds, restrictions are externally imposed by resource providers.



Supplementary Schedules



Texas Parks and Wildlife Department (802)
Schedule 1A - Schedule of Expenditures of Federal Awards
 For the fiscal year ended August 31, 2019

Federal Grantor/ Pass-through Grantor/ Program Title	CFDA Number	NSE Name/ <i>Identifying Number</i>	Aqy/ Univ No	Pass-through From		Direct Program Amount	Total PT From and Direct Prog. Amount
				Agencies or Universities Amount	Non-State Entities Amount		
Environmental Protection Agency							
<u>Pass-Through From:</u>							
National Estuary Program	66.456						37,334.20
<i>Pass-Through From:</i> <i>Texas Commission on Environmental Quality</i>			582	37,334.20			
Totals - Environmental Protection Agency				\$ 37,334.20	\$ -	\$ -	\$ 37,334.20
General Services Administration							
<u>Pass-Through From:</u>							
Donation of Federal Surplus Personal Property (Non-monetary)	39.003						27,880.27
<i>Pass-Through From:</i> <i>Texas Facilities Commission</i>			303	27,880.27			
Totals - General Services Administration				\$ 27,880.27	\$ -	\$ -	\$ 27,880.27
Gulf Coast Ecosystem Restoration Council							
<u>Pass-Through From:</u>							
Gulf Coast Ecosystem Restoration Council Comprehensive Plan Component Program	87.051						759,473.15
<i>Pass-Through From:</i> <i>Texas Commission on Environmental Quality</i>			582	759,473.15			
Totals - Gulf Coast Ecosystem Restoration Council				\$ 759,473.15	\$ -	\$ -	\$ 759,473.15
U.S. Department of the Interior							
<u>Direct Programs:</u>							
Coastal Wetlands Planning, Protection and Restoration	15.614					565,941.75	565,941.75
Cooperative Endangered Species Conservation Fund	15.615					2,480,428.99	2,480,428.99
Clean Vessel Act	15.616					225,561.94	225,561.94
Sportfishing and Boating Safety Act	15.622					1,429.16	1,429.16
Enhanced Hunter Education and Safety	15.626					340,538.89	340,538.89
Partners for Fish and Wildlife	15.631					191,479.84	191,479.84
State Wildlife Grants	15.634					275,339.98	275,339.98
Outdoor Recreation Acquisition, Development and Planning	15.916					2,286,102.39	2,286,102.39
<u>Pass-Through From:</u>							
National Maritime Heritage Grants	15.925						13,023.22
<i>Pass-Through From:</i> <i>Texas Historical Commission</i>			808	13,023.22			
Totals - U.S. Department of the Interior				\$ 13,023.22	\$ -	\$ 6,366,822.94	\$ 6,379,846.16
U.S. Department of Agriculture							
<u>Direct Programs:</u>							
Voluntary Public Access and Habitat Incentive Program	10.093					77,276.14	77,276.14
<u>Pass-Through From:</u>							
Cooperative Forestry Assistance	10.664						4,455.41
<i>Pass-Through From:</i> <i>Texas A&M Forest Service</i>			576	4,455.41			
Totals - U.S. Department of Agriculture				\$ 4,455.41	\$ -	\$ 77,276.14	\$ 81,731.55
U.S. Department of Commerce							
<u>Direct Programs:</u>							
Cooperative Fishery Statistics	11.434					46,122.49	46,122.49
Southeast Area Monitoring and Assessment Program	11.435					149,325.01	149,325.01
<u>Pass-Through From:</u>							
Coastal Zone Management Administration Awards	11.419						207,191.04
<i>Pass-Through From:</i> <i>General Land Office</i>			305	207,191.04			
Totals - U.S. Department of Commerce				\$ 207,191.04	\$ -	\$ 195,447.50	\$ 402,638.54
U.S. Department of Defense							
<u>Direct Programs:</u>							
Flood Control Projects	12.106					417,686.41	417,686.41
Totals - U.S. Department of Defense				\$ -	\$ -	\$ 417,686.41	\$ 417,686.41
U.S. Department of Homeland Security							
<u>Direct Programs:</u>							
Boating Safety Financial Assistance	97.012					3,600,457.58	3,600,457.58
Port Security Grant Program	97.056					584,999.84	584,999.84
<u>Pass-Through From:</u>							
Disaster Grants - Public Assistance (Presidentially Declared Disasters)	97.036						2,136,314.20
<i>Pass-Through From:</i> <i>Department of Public Safety</i>			405	2,136,314.20			
Totals - U.S. Department of Homeland Security				\$ 2,136,314.20	\$ -	\$ 4,185,457.42	\$ 6,321,771.62

Texas Parks and Wildlife Department (802)
Schedule 1A - Schedule of Expenditures of Federal Awards
 For the fiscal year ended August 31, 2019

Federal Grantor/ Pass-through Grantor/ Program Title	CFDA Number	NSE Name/ <i>Identifying Number</i>	Acq/ Univ No	Pass-through From		Direct Program Amount	Total PT From and Direct Prog. Amount
				Agencies or Universities Amount	Non-State Entities Amount		
U.S. Department of Justice							
<u>Direct Programs:</u>							
U.S. Department of Justice	16.000	2018-120				15,000.00	15,000.00
Totals - U.S. Department of Justice						\$ 15,000.00	\$ 15,000.00
Research & Development Cluster							
U.S. Department of the Interior							
Cooperative Landscape Conservation	15.669	The Curators of The University of Missouri/ C00056185-1			0.02		0.02
Cooperative Landscape Conservation		Wildlife Management Institute, Inc./ GP LCC 2016-03 F14AC00887				135,869.45	135,869.45
<u>Direct Programs:</u>							
Sport Fish Restoration	15.605					14,454,178.66	14,454,178.66
Sport Fish Restoration	15.605					8,070.03	8,070.03
Pass-Through To: Texas A&M AgriLife Extension Service							
Fish and Wildlife Management Assistance	15.608					49,870.75	49,870.75
Pass-Through To: Texas State University							
Wildlife Restoration and Basic Hunter Education	15.611					7,427,085.84	7,427,085.84
Wildlife Restoration and Basic Hunter Education	15.611					137,667.06	137,667.06
Pass-Through To: Texas A&M AgriLife Research							
Wildlife Restoration and Basic Hunter Education	15.611					154,399.28	154,399.28
Pass-Through To: Tarleton State University							
Wildlife Restoration and Basic Hunter Education	15.611					510.68	510.68
Pass-Through To: University of Texas at El Paso							
Wildlife Restoration and Basic Hunter Education	15.611					185,274.50	185,274.50
Pass-Through To: Texas A&M University - Kingsville							
Wildlife Restoration and Basic Hunter Education	15.611					220,747.73	220,747.73
Pass-Through To: Texas Tech University							
Wildlife Restoration and Basic Hunter Education	15.611					8,386.75	8,386.75
Pass-Through To: Sul Ross State University							
Cooperative Endangered Species Conservation Fund	15.615					24,726.45	24,726.45
Pass-Through To: Texas A&M AgriLife Research							
Cooperative Endangered Species Conservation Fund	15.615					136,012.05	136,012.05
Pass-Through To: University of Texas at Austin							
Cooperative Endangered Species Conservation Fund	15.615					1,280.94	1,280.94
Pass-Through To: Texas Tech University							
Cooperative Endangered Species Conservation Fund	15.615					61,575.94	61,575.94
Pass-Through To: University of Texas Rio Grande Valley							
Cooperative Endangered Species Conservation Fund	15.615					173,025.46	173,025.46
Pass-Through To: Texas State University							
State Wildlife Grants	15.634					1,122,288.70	1,122,288.70
State Wildlife Grants	15.634					241,658.55	241,658.55
Pass-Through To: Texas A&M AgriLife Research							
State Wildlife Grants	15.634					17,955.00	17,955.00
Pass-Through To: Texas A&M University							

Texas Parks and Wildlife Department (802)
Schedule 1A - Schedule of Expenditures of Federal Awards
 For the fiscal year ended August 31, 2019

Federal Grantor/ Pass-through Grantor/ Program Title	CFDA Number	NSE Name/ <i>Identifying Number</i>	Acq/ Univ No	Pass-through From		Direct Program Amount	Total PT From and Direct Prog. Amount
				Agencies or Universities Amount	Non-State Entities Amount		
State Wildlife Grants <i>Pass-Through To:</i> <i>University of Texas at Arlington</i>	15.634					2,931.50	2,931.50
State Wildlife Grants <i>Pass-Through To:</i> <i>Texas A&M University at Galveston</i>	15.634					65,324.96	65,324.96
State Wildlife Grants <i>Pass-Through To:</i> <i>University of Texas at Austin</i>	15.634					416,860.38	416,860.38
State Wildlife Grants <i>Pass-Through To:</i> <i>Texas A&M University - Kingsville</i>	15.634					33,511.63	33,511.63
State Wildlife Grants <i>Pass-Through To:</i> <i>Texas Tech University</i>	15.634					150,943.15	150,943.15
State Wildlife Grants <i>Pass-Through To:</i> <i>University of Texas Rio Grande Valley</i>	15.634					178,708.25	178,708.25
State Wildlife Grants <i>Pass-Through To:</i> <i>Sam Houston State University</i>	15.634					-0.16	-0.16
State Wildlife Grants <i>Pass-Through To:</i> <i>Texas State University</i>	15.634					267,662.13	267,662.13
State Wildlife Grants <i>Pass-Through To:</i> <i>Sul Ross State University</i>	15.634					11,191.40	11,191.40
State Wildlife Grants <i>Pass-Through To:</i> <i>University of Houston - Clear Lake</i>	15.634					62,743.46	62,743.46
State Wildlife Grants <i>Pass-Through To:</i> <i>Texas A&M University - Corpus Christi</i>	15.634					122,784.39	122,784.39
Endangered Species Conservation - Recovery Implementation Funds	15.657					49,999.92	49,999.92
Totals - U.S. Department of the Interior						\$ -	\$ 135,869.47
U.S. Department of Agriculture						\$ 25,787,375.38	\$ 25,923,244.85
<u>Direct Programs:</u>							
Wildlife Services	10.028					69,749.60	69,749.60
Totals - U.S. Department of Agriculture						\$ -	\$ -
U.S. Department of Commerce						\$ 69,749.60	\$ 69,749.60
Interjurisdictional Fisheries Act of 1986	11.407	Gulf States Marine Fisheries Commission/ <i>TCS-650-001-2018-01</i>				45,516.10	45,516.10
Interjurisdictional Fisheries Act of 1986		Gulf States Marine Fisheries Commission/ <i>TT-650-005-2019-01</i>				157,168.31	157,168.31
Cooperative Fishery Statistics	11.434	Gulf States Marine Fisheries Commission/ <i>BSP-799-017-2018-01</i>				5,636.54	5,636.54
Cooperative Fishery Statistics		Gulf States Marine Fisheries Commission/ <i>SCFV-749-045-2019-01</i>				3,929.15	3,929.15
Cooperative Fishery Statistics		Gulf States Marine Fisheries Commission/ <i>TT-749-005-2018-01</i>				53,482.00	53,482.00
Cooperative Fishery Statistics		Gulf States Marine Fisheries Commission/ <i>TT-749-005-2017-01</i>				-14	-14

Texas Parks and Wildlife Department (802)
Schedule 1A - Schedule of Expenditures of Federal Awards
 For the fiscal year ended August 31, 2019

Federal Grantor/ Pass-through Grantor/ Program Title	CFDA Number	NSE Name/ <i>Identifying Number</i>	Agy/ Univ No	Pass-through From		Direct Program Amount	Total PT From and Direct Prog. Amount
				Agencies or Universities Amount	Non-State Entities Amount		
Regional Fishery Management Councils	11.441	Gulf of Mexico Fishery Management Council/ <i>18-7050</i>			5,351.01		5,351.01
Regional Fishery Management Councils		Gulf of Mexico Fishery Management Council/ <i>19-7050</i>			22,605.01		22,605.01
<u>Direct Programs:</u>							
Interjurisdictional Fisheries Act of 1986	11.407					156,111.84	156,111.84
Totals - U.S. Department of Commerce					\$ -	\$ 293,674.12	\$ 449,785.96
Highway Planning and Construction Cluster							
U.S. Department of Transportation							
<u>Direct Programs:</u>							
Recreational Trails Program	20.219					2,870,835.49	2,870,835.49
<i>Pass-Through To:</i>		<i>University of Texas at Austin</i>					
Totals - U.S. Department of Transportation					\$ -	\$ -	\$ 2,870,835.49
Fish and Wildlife Cluster							
U.S. Department of the Interior							
<u>Direct Programs:</u>							
Sport Fish Restoration	15.605					3,525,162.54	3,525,162.54
Wildlife Restoration and Basic Hunter Education	15.611					20,934,386.84	20,934,386.84
Wildlife Restoration and Basic Hunter Education	15.611					190,529.41	190,529.41
<i>Pass-Through To:</i>		<i>Texas A&M AgriLife Extension Service</i>					
Totals - U.S. Department of the Interior					\$ -	\$ -	\$ 24,650,078.79
Total Expenditures of Federal Awards					\$ 3,185,671.49	\$ 429,543.59	\$ 64,791,841.51
							\$ 68,407,056.59

Texas Parks and Wildlife Department (802)
Schedule 1A - Schedule of Expenditures of Federal Awards
 For the fiscal year ended August 31, 2019

Federal Grantor/ Pass-through Grantor/ Program Title	CFDA Number	NSE Name/ <i>Identifying Number</i>	Agg/ Univ No.	Pass-through To		Expenditures Amount	Total PT To and Expenditures Amount	
				Agencies or Universities Amount	Non-State Entities Amount			
Environmental Protection Agency								
National Estuary Program	66.456				26,532.13	10,802.07	37,334.20	
<i>Texas Commission on Environmental Quality</i>								
Totals - Environmental Protection Agency					\$ -	\$ 26,532.13	\$ 10,802.07	\$ 37,334.20
General Services Administration								
Donation of Federal Surplus Personal Property (Non-monetary)	39.003					27,880.27	27,880.27	
<i>Texas Facilities Commission</i>								
Totals - General Services Administration					\$ -	\$ -	\$ 27,880.27	\$ 27,880.27
Gulf Coast Ecosystem Restoration Council								
Gulf Coast Ecosystem Restoration Council Comprehensive Plan Component Program	87.051					759,473.15	759,473.15	
<i>Texas Commission on Environmental Quality</i>								
Totals - Gulf Coast Ecosystem Restoration Council					\$ -	\$ -	\$ 759,473.15	\$ 759,473.15
U.S. Department of the Interior								
Coastal Wetlands Planning, Protection and Restoration Cooperative Endangered Species Conservation Fund	15.614				76,696.75	489,245.00	565,941.75	
Clean Vessel Act	15.615				2,445,410.83	35,018.16	2,480,428.99	
Sportfishing and Boating Safety Act	15.616				225,400.10	161.84	225,561.94	
Enhanced Hunter Education and Safety	15.622					1,429.16	1,429.16	
Partners for Fish and Wildlife	15.626				78,487.42	262,051.47	340,538.89	
State Wildlife Grants	15.631				59,274.29	132,205.55	191,479.84	
Outdoor Recreation Acquisition, Development and Planning	15.634					275,339.98	275,339.98	
	15.916				1,699,957.99	586,144.40	2,286,102.39	
National Maritime Heritage Grants	15.925					13,023.22	13,023.22	
<i>Texas Historical Commission</i>								
Totals - U.S. Department of the Interior					\$ -	\$ 4,585,227.38	\$ 1,794,618.78	\$ 6,379,846.16
U.S. Department of Agriculture								
Voluntary Public Access and Habitat Incentive Program	10.093				69,776.14	7,500.00	77,276.14	
Cooperative Forestry Assistance	10.664					4,455.41	4,455.41	
<i>Texas A&M Forest Service</i>								
Totals - U.S. Department of Agriculture					\$ -	\$ 69,776.14	\$ 11,955.41	\$ 81,731.55
U.S. Department of Commerce								
Cooperative Fishery Statistics	11.434					46,122.49	46,122.49	
Southeast Area Monitoring and Assessment Program	11.435					149,325.01	149,325.01	
Coastal Zone Management Administration Awards	11.419					207,191.04	207,191.04	
<i>General Land Office</i>								
Totals - U.S. Department of Commerce					\$ -	\$ -	\$ 402,638.54	\$ 402,638.54
U.S. Department of Defense								
Flood Control Projects	12.106					417,686.41	417,686.41	
Totals - U.S. Department of Defense					\$ -	\$ -	\$ 417,686.41	\$ 417,686.41
U.S. Department of Homeland Security								
Boating Safety Financial Assistance	97.012					3,600,457.58	3,600,457.58	
Port Security Grant Program	97.056					584,999.84	584,999.84	
Disaster Grants - Public Assistance (Presidentially Declared Disasters)	97.036					2,136,314.20	2,136,314.20	
<i>Department of Public Safety</i>								
Totals - U.S. Department of Homeland Security					\$ -	\$ -	\$ 6,321,771.62	\$ 6,321,771.62

Texas Parks and Wildlife Department (802)
Schedule 1A - Schedule of Expenditures of Federal Awards
 For the fiscal year ended August 31, 2019

Federal Grantor/ Pass-through Grantor/ Program Title	CFDA Number	NSE Name/ <i>Identifying Number</i>	Agg/ Univ No.	Pass-through To		Expenditures Amount	Total PT To and Expenditures Amount
				Agencies or Universities Amount	Non-State Entities Amount		
U.S. Department of Justice							
U.S. Department of Justice	16.000	2018-120				15,000.00	15,000.00
Totals - U.S. Department of Justice						\$ 15,000.00	\$ 15,000.00
Research & Development Cluster							
U.S. Department of the Interior							
Cooperative Landscape Conservation	15.669	The Curators of The University of Missouri/ C00056185-1				0.02	0.02
Cooperative Landscape Conservation		Wildlife Management Institute, Inc./ GP LCC 2016-03 F14AC00887			75,938.32	59,931.13	135,869.45
Sport Fish Restoration	15.605					14,454,178.66	14,454,178.66
Sport Fish Restoration	15.605						8,070.03
Texas A&M AgriLife Extension Service			555	8,070.03			
Fish and Wildlife Management Assistance	15.608					47,695.00	49,870.75
Texas State University			754	2,175.75			
Wildlife Restoration and Basic Hunter Education	15.611					1,799,937.35	7,427,085.84
Wildlife Restoration and Basic Hunter Education	15.611						137,667.06
Texas A&M AgriLife Research			556	137,667.06			
Wildlife Restoration and Basic Hunter Education	15.611						154,399.28
Tarleton State University			713	154,399.28			
Wildlife Restoration and Basic Hunter Education	15.611						510.68
University of Texas at El Paso			724	510.68			
Wildlife Restoration and Basic Hunter Education	15.611						185,274.50
Texas A&M University - Kingsville			732	185,274.50			
Wildlife Restoration and Basic Hunter Education	15.611						220,747.73
Texas Tech University			733	220,747.73			
Wildlife Restoration and Basic Hunter Education	15.611						8,386.75
Sul Ross State University			756	8,386.75			
Cooperative Endangered Species Conservation Fund	15.615						24,726.45
Texas A&M AgriLife Research			556	24,726.45			
Cooperative Endangered Species Conservation Fund	15.615						136,012.05
University of Texas at Austin			721	136,012.05			
Cooperative Endangered Species Conservation Fund	15.615						1,280.94
Texas Tech University			733	1,280.94			
Cooperative Endangered Species Conservation Fund	15.615						61,575.94
University of Texas Rio Grande Valley			746	61,575.94			
Cooperative Endangered Species Conservation Fund	15.615						173,025.46
Texas State University			754	173,025.46			
State Wildlife Grants	15.634					228,504.50	1,122,288.70
State Wildlife Grants	15.634						241,658.55
Texas A&M AgriLife Research			556	241,658.55			
State Wildlife Grants	15.634						17,955.00
Texas A&M University			711	17,955.00			

Texas Parks and Wildlife Department (802)
Schedule 1A - Schedule of Expenditures of Federal Awards
 For the fiscal year ended August 31, 2019

Federal Grantor/ Pass-through Grantor/ Program Title	CFDA Number	NSE Name/ <i>Identifying Number</i>	Agg/ Univ No.	Pass-through To		Expenditures Amount	Total PT To and Expenditures Amount
				Agencies or Universities Amount	Non-State Entities Amount		
State Wildlife Grants	15.634						2,931.50
<i>University of Texas at Arlington</i>			714	2,931.50			
State Wildlife Grants	15.634						65,324.96
<i>Texas A&M University at Galveston</i>			718	65,324.96			
State Wildlife Grants	15.634						416,860.38
<i>University of Texas at Austin</i>			721	416,860.38			
State Wildlife Grants	15.634						33,511.63
<i>Texas A&M University - Kingsville</i>			732	33,511.63			
State Wildlife Grants	15.634						150,943.15
<i>Texas Tech University</i>			733	150,943.15			
State Wildlife Grants	15.634						178,708.25
<i>University of Texas Rio Grande Valley</i>			746	178,708.25			
State Wildlife Grants	15.634						-0.16
<i>Sam Houston State University</i>			753	-0.16			
State Wildlife Grants	15.634						267,662.13
<i>Texas State University</i>			754	267,662.13			
State Wildlife Grants	15.634						11,191.40
<i>Sul Ross State University</i>			756	11,191.40			
State Wildlife Grants	15.634						62,743.46
<i>University of Houston - Clear Lake</i>			759	62,743.46			
State Wildlife Grants	15.634						122,784.39
<i>Texas A&M University - Corpus Christi</i>			760	122,784.39			
Endangered Species Conservation - Recovery Implementation Funds	15.657				30,000.00	19,999.92	49,999.92
Totals - U.S. Department of the Interior				\$ 2,686,127.26	\$ 2,134,380.17	\$ 21,102,737.42	\$ 25,923,244.85
U.S. Department of Agriculture							
Wildlife Services	10.028					69,749.60	69,749.60
Totals - U.S. Department of Agriculture				\$ -	\$ -	\$ 69,749.60	\$ 69,749.60
U.S. Department of Commerce							
Interjurisdictional Fisheries Act of 1986	11.407	Gulf States Marine Fisheries Commission/ <i>TCS-650-001-2018-01</i>				45,516.10	45,516.10
Interjurisdictional Fisheries Act of 1986		Gulf States Marine Fisheries Commission/ <i>TT-650-005-2019-01</i>				157,168.31	157,168.31
Cooperative Fishery Statistics	11.434	Gulf States Marine Fisheries Commission/ <i>BSP-799-017-2018-01</i>				5,636.54	5,636.54
Cooperative Fishery Statistics		Gulf States Marine Fisheries Commission/ <i>SCFV-749-045-2019-01</i>				3,929.15	3,929.15
Cooperative Fishery Statistics		Gulf States Marine Fisheries Commission/ <i>TT-749-005-2018-01</i>				53,482.00	53,482.00
Cooperative Fishery Statistics		Gulf States Marine Fisheries Commission/ <i>TT-749-005-2017-01</i>				-14	-14

Texas Parks and Wildlife Department (802)
Schedule 1A - Schedule of Expenditures of Federal Awards
 For the fiscal year ended August 31, 2019

Federal Grantor/ Pass-through Grantor/ Program Title	CFDA Number	NSE Name/ <i>Identifying Number</i>	Agy/ Univ No.	Pass-through To		Expenditures Amount	Total PT To and Expenditures Amount
				Agencies or Universities Amount	Non-State Entities Amount		
Regional Fishery Management Councils	11.441	Gulf of Mexico Fishery Management Council/ 18-7050				5,351.01	5,351.01
Regional Fishery Management Councils		Gulf of Mexico Fishery Management Council/ 19-7050				22,605.01	22,605.01
Interjurisdictional Fisheries Act of 1986	11.407					156,111.84	156,111.84
Totals - U.S. Department of Commerce						\$ 449,785.96	\$ 449,785.96
<u>Highway Planning and Construction Cluster</u>							
U.S. Department of Transportation							
Recreational Trails Program	20.219					2,300,818.15	2,870,835.49
<i>University of Texas at Austin</i>			721	1,252.17			
Totals - U.S. Department of Transportation				\$ 1,252.17	\$ 2,300,818.15	\$ 568,765.17	\$ 2,870,835.49
<u>Fish and Wildlife Cluster</u>							
U.S. Department of the Interior							
Sport Fish Restoration	15.605					998,430.86	3,525,162.54
Wildlife Restoration and Basic Hunter Education	15.611					20,934,386.84	20,934,386.84
Wildlife Restoration and Basic Hunter Education	15.611						190,529.41
<i>Texas A&M AgriLife Extension Service</i>			555	190,529.41			
Totals - U.S. Department of the Interior				\$ 190,529.41	\$ 998,430.86	\$ 23,461,118.52	\$ 24,650,078.79
Total Expenditures of Federal Awards				\$ 2,877,908.84	\$ 10,115,164.83	\$ 55,413,982.92	\$ 68,407,056.59

Texas Parks and Wildlife Department (802)
Schedule 1A - Schedule of Expenditures of Federal Awards
 For the fiscal year ended August 31, 2019

Below is a reconciliation of the total of federal pass-through and federal expenditures as reported on the Schedule of Expenditures of Federal Awards to the total of federal revenues and federal pass-through revenues as reported in the general purpose financial statements.

Per COMBINED STATEMENT OF REVENUES, EXPENDITURES, AND	
CHANGES IN FUND BALANCE/STATEMENT OF ACTIVITIES - Governmental Funds	
Federal Revenue (EXHIBIT II)	\$ 66,148,381.36
Federal Pass-Through Revenue (EXHIBIT II)	<u>3,157,791.22</u>
Total Federal Revenue and Federal Pass-Through Revenue	\$ 69,306,172.58
Reconciliation Items	
Non-monetary Items:	
Donation of Federal Surplus Personal Property	27,880.27
Other Reconciling Items	
Federal Revenue received on the fixed fee basics contract	(11,457.15)
Federal revenue received under a vendor relationship between agency and the federal government	(915,539.11)
Total Pass Through and Expenditures per Federal Schedule	<u><u>\$ 68,407,056.59</u></u>

Texas Parks and Wildlife Department (802)
Schedule 1B - Schedule of State Grant Pass-Throughs From/To State Agencies
For the Year Ended August 31, 2019

Pass-through From	Grant ID	Agency Number	Amount
CEPRA 1572 – Dickinson Bayou Wetland Restoration Project	305.0005		
GENERAL LAND OFFICE		305	92,373.74
WSC - Research	580.0019		
TEXAS WATER DEVELOPMENT BOARD		580	74,540.72
Water Supply Enhancement	592.0002		
STATE SOIL AND WATER CONSERVATION BOARD		592	7,800.00
Total Pass-Through from Other Agencies (Exh. II):			174,714.46

Pass-through To	Grant ID	Agency Number	Amount
452461 Application of UAV Based Remote Sensing for Evaluation of Wetland Vegetation Monitoring	802.0091		
TEXAS STATE UNIVERSITY		754	-0.96
453276 Waterfowl Use and Carrying Capacity of Stock Ponds in the Oaks and Prairies and Rolling Plains of Texas	802.0093		
TEXAS TECH UNIVERSITY		733	22,540.03
454264 Houston Toad Response to Ongoing Habitat Restoration in Bastrop State Park, Bastrop County, Texas	802.0097		
TEXAS STATE UNIVERSITY		754	25,269.89
475613 Genomics Case Study of Texas White-tailed Deer (Odocoileus virginianus) Naturally affected with Chronic Wasting Disease	802.0108		
TEXAS A&M AGRILIFE RESEARCH		556	79,768.00
470262 Movement and Ecology of Mid- Continent White-fronted Geese	802.0116		
TEXAS A&M UNIVERSITY-KINGSVILLE		732	2,684.70
472736 Habitat Use of Sandhill Cranes Wintering Along the Texas Coast	802.0117		
TEXAS A&M UNIVERSITY-KINGSVILLE		732	307.05
476549 Community Structure, Habitat Use, and Connectivity of Reef Fishes on TPWD Artificial	802.0119		
TEXAS A&M UNIVERSITY AT GALVESTON		718	-123.42
474362 South Texas Artificial Reef Research (STARR) Program: Fish Community Assessment and Reef Site Evaluations - Phase III	802.0122		
TEXAS A&M UNIVERSITY - CORPUS CHRISTI		760	894.68
475342 Artificial Reef Biological Monitoring and Research Program FY 2016-2017	802.0125		
UNIVERSITY OF TEXAS RIO GRANDE VALLEY		746	-19.04
472472 Reestablish Growth of Quail Populations	802.0127		
TEXAS A&M AGRILIFE EXTENSION SERVICE		555	1,000,000.00
499614 Sheldon Lake State Park Prairie Wetlands Restoration Phase V	802.0138		
TEXAS A&M AGRILIFE EXTENSION SERVICE		555	41,636.38
485272 Genotyping of Red Drum Broodfish at Texas Parks and Wildlife Hatcheries	802.0139		
TEXAS A&M UNIVERSITY - CORPUS CHRISTI		760	10,073.90
485738 Dispersal of zebra mussels downstream of an invaded reservoir and assessing the risk of dreissenid mussel invasion into lakes of Texas	802.0146		
TEXAS STATE UNIVERSITY		754	7.95
493341 Houston Toad Monitoring of Bastrop Slope Stabilization Construction Project	802.0147		
TEXAS STATE UNIVERSITY		754	568.79
494242 Southern Plains Pollinator Conservation Implementation Program: Texas and Oklahoma	802.0150		
UNIVERSITY OF TEXAS AT AUSTIN		721	746.67

Texas Parks and Wildlife Department (802)
Schedule 1B - Schedule of State Grant Pass-Throughs From/To State Agencies (concluded)
For the Year Ended August 31, 2019

Pass-through To (continued)	Grant ID	Agency Number	Amount
501916 Harris County Sheldon Lake SP Prairie wetlands restoration phase V project UNIVERSITY OF HOUSTON - CLEAR LAKE	802.0151	759	25,270.76
506424 Outdoor Learning Environments (OLEI Texas) TEXAS TECH UNIVERSITY	802.0152	733	1,401.05
504614 Dispersal of zebra mussels downstream of invaded reservoirs and assessing the impact of zebra mussels TEXAS STATE UNIVERSITY	802.0153	754	-1,838.33
495775 San Solomon Springs Invertebrate Monitoring TEXAS STATE UNIVERSITY	802.0156	754	14,362.98
496129 Aquarena Springs Outdoor Education Program TEXAS STATE UNIVERSITY	802.0157	754	11,896.36
506346 Black-tailed Prairie Dog (BTPD) Reintroduction fo the Marfa Grasslands SUL ROSS STATE UNIVERSITY	802.0158	756	0.47
505640 Movement, Home Range, and Habitat Use of the Spot-tailed Earless Lizard (Holbrookia lacerata) on Laughlin Air Force Base TEXAS A&M AGRILIFE RESEARCH	802.0160	556	184.66
499095 Integrated Monitoring and Modeling Strategy TEXAS A&M AGRILIFE RESEARCH	802.0161	556	140.51
510220 School for Outdoor Environmental Science Adventures 2018-2019 TEXAS A&M AGRILIFE EXTENSION SERVICE	802.0162	555	18,920.00
504645 – “Review/Re-Rank Current Ranks of Rare Plants UNIVERSITY OF TEXAS AT AUSTIN	802.0163	721	-24.56
505643- Development of Training Materials for SGCN seed collections, ranking/re-ranking rare plants using NatureServe Rate Calculator UNIVERSITY OF TEXAS AT AUSTIN	802.0164	721	10,384.46
505176 – Continued Monitoring of Hydrologic effects of Saltcedar Control in the Upper Brazos River Basin UNIVERSITY OF TEXAS AT AUSTIN	802.0165	721	69,880.18
517409 Comparing Spring Migration Strategies of Northern Pintails from Wintering Areas Across North America TEXAS A&M UNIVERSITY-KINGSVILLE	802.0170	732	44,842.60
520711 Risk of Snake Entanglement in Erosion Control Materials STEPHEN F AUSTIN STATE UNIVERSITY	802.0171	755	33,155.63
521411 Nacogdoches Naturally STEPHEN F AUSTIN STATE UNIVERSITY	802.0172	755	18,833.15
519251 Outdoor Learning Environments (OLEI Texas) UNIVERSITY OF TEXAS AT AUSTIN	802.0173	721	10,000.00
515819 Archeological and Cultural Resource Services SUL ROSS STATE UNIVERSITY	802.0174	756	1,983.81
515980 Downstream dispersal, survival and growth of zebra mussels (Dreissena polymorpha) downstream of invaded Central Texas reservoirs TEXAS STATE UNIVERSITY	802.0175	754	98,786.50
508885 Mapping and Ground-Truthing Populations of Bigtooth Maple in Bandera and Real Counties, Texas UNIVERSITY OF TEXAS AT SAN ANTONIO	802.0177	743	25,500.88
Total Pass-Through to Other Agencies (Exh. II):			1,568,035.73



Annual Report of Nonfinancial Data





Life's better outside.®

November 20, 2019

Commissioners

S. Reed Morlan
Chairman
Houston

Arch "Beaver" Aplin, III
Vice-Chairman
Lake Jackson

James E. Abell
Kilgore

Oliver J. Bell
Cleveland

Anna B. Galo
Laredo

Jeffery D. Hildebrand
Houston

Jeanne W. Latimer
San Antonio

Robert L. "Bobby" Patton, Jr.
Fort Worth

Dick Scott
Wimberley

Lee M. Bass
Chairman-Emeritus
Fort Worth

T. Dan Friedkin
Chairman-Emeritus
Houston

Carter P. Smith
Executive Director

The Honorable Greg Abbott, Governor
Sarah Keyton, Assistant Director, Legislative Budget Board
John McGeady, Assistant Director, Legislative Budget Board
Lisa Collier, CPA, CFE, CIDA, First Assistant State Auditor

Dear Governor Abbott, Ms. Keyton, Mr. McGeady and Ms. Collier:

We are pleased to submit the Texas Parks and Wildlife Department's *Annual Report of Nonfinancial Data* for the year ended August 31, 2019, in compliance with Texas Government Code Annotated, Section 2101.0115 and in accordance with the instructions for completing the Annual Report of Nonfinancial Data.

The accompanying report has not been audited and is considered to be independent of the agency's *Annual Financial Report*.

If you have questions, please contact Ms. Sylvette L. Ford at (512) 389-4719.

Sincerely,

Michael J. Jensen
Chief Financial Officer

Texas Parks and Wildlife Department (802)
Schedule of Bonded Employees
 For the fiscal year ended August 31, 2019

BOND DESCRIPTION	NAME AND JOB TITLE	AMOUNT OF BOND	SURETY COMPANY
Deputy Tax-Assessor Collector, Travis County	John Wyatt, Fleet & Radio Manager		
Deputy Tax-Assessor Collector, Travis County	Lori Duran, Fleet Management Specialist	\$ 100,000.00	Western Surety Company
Deputy Tax-Assessor Collector, Travis County	Steban DeLeon, Fleet Management Assistant		
Notary Public Errors and Omissions Policy	Wendy Bennett, Staff Services Officer	\$ 15,000.00	Universal Surety of America

Texas Parks and Wildlife Department (802)
SCHEDULE OF SPACE OCCUPIED
 For the fiscal year ended August 31, 2019

Location	Address	Lessor	Lease No.
STATE OWNED			
Game Wardens - Region 6, District 3 - 0459	Abilene	-	-
Black Gap WMA - 0187	Alpine	-	-
Texas Freshwater Fisheries Center - 0030	Athens	-	-
Texas Freshwater Fisheries Center - Hatchery - 0705	Athens	-	-
Atlanta SP - 0347	Atlanta	-	-
Austin Communication Center - 0392	Austin	-	-
Game Wardens - Region 1, District 4 - 0781	Austin	-	-
Game Wardens - Region 2, District 1 - 0833	Austin	-	-
McKinney Falls SP - 0083	Austin	-	-
TPWD HQ Facility MGMT - 0896	Austin	-	-
Wildlife Field Operations - District 6 - 0121	Austin	-	-
Hill Country SNA - Louise Merrick Unit - 0228	Bandera	-	-
Bastrop SP - 0511	Bastrop	-	-
Field Operations-Operating - 0436	Bastrop	-	-
Park Operations - Regional Office - Bastrop - 0010	Bastrop	-	-
Central Coast Wetlands Eco System Project - 0589	Bay City	-	-
Colorado Bend SP - 0475	Bend	-	-
Big Spring SP - 0437	Big Spring	-	-
Blanco SP - 0591	Blanco	-	-
Bonham SP - 0280	Bonham	-	-
Kickapoo Caverns SP - 0529	Bracketville	-	-
East Texas Fish Hatchery - 0741	Brookeland	-	-
Lower Laguna Madre Ecosystem - 0610	Brownsville	-	-
Lake Brownwood SP - 0545	Brownwood	-	-
Inks Lake SP - 0279	Burnet	-	-
Law Enforcement Region 3 - SP - 0863	Burnet	-	-
Possum Kingdom SP - 0210	Caddo	-	-
Choke Canyon SP - Calliham Unit - 0386	Calliham	-	-
Palo Duro Canyon SP - 0588	Canyon	-	-
Cedar Hill SP - 0356	Cedar Hill	-	-
Fort Boggy SP - 0046	Centerville	-	-
Cleburne SP - 0405	Cleburne	-	-
Lake Colorado City SP - 0367	Colorado City	-	-
Law Enforcement Region 1 - SP - 0861	Comstock	-	-
Seminole Canyon SHS - 0448	Comstock	-	-
Garner SP - 0439	Concan	-	-
Cooper Lake SP - Doctors Creek Unit - 0100	Cooper	-	-
CCA/CPL Marine Development Center - 0240	Corpus Christi	-	-
Game Wardens - Region 8, District 4 - 0612	Corpus Christi	-	-
Chaparral WMA - 0357	Cotulla	-	-
Daingerfield SP - 0223	Daingerfield	-	-
Devils River SNA-South - 0789	Del Rio	-	-
Game Wardens - Region 1, District 1 - 0011	Del Rio	-	-
Eisenhower SP - 0149	Denison	-	-
Dickinson Marine Lab - 0663	Dickinson	-	-
Wyler Aerial Tramway - 0506	El Paso	-	-
Dundee FH - 0036	Electra	-	-
Purtis Creek SP - 0127	Eustace	-	-
Fairfield Lake SP - 0515	Fairfield	-	-
Falcon SP - 0518	Falcon Heights	-	-
Davis Mountains SP - 0241	Fort Davis	-	-
Field Operations-Operating - 0436	Fort Davis	-	-
Park Operations - Regional Office - Fort Davis - 0022	Fort Davis	-	-
Game Wardens - Region 2, District 2 - 0146	Fort Worth	-	-
Inland Fisheries - District Office - DFW - 0193	Fort Worth	-	-
Law Enforcement - Regional Office, Ft Worth - 0064	Fort Worth	-	-
Enchanted Rock SNA - 0195	Fredericksburg	-	-
Galveston Island SP - 0236	Galveston	-	-
Dinosaur Valley SP - 0018	Glen Rose	-	-
Goliad SHP - 0072	Goliad	-	-
Palmetto SP - 0503	Gonzales	-	-
Roger R Fawcett WMA - 0846	Gordon	-	-
Possum Kingdom FH - 0208	Graford	-	-
Mission Tejas SHP - 0594	Grapeland	-	-
Texas Game Warden LE Training Center - 0735	Hamilton	-	-
Sheldon SP - 0460	Houston	-	-
Kerr WMA - 0536	Hunt	-	-
Huntsville SP - 0369	Huntsville	-	-
Fort Richardson SHP - 0440	Jacksboro	-	-
Martin Dies Jr SP - 0398	Jasper	-	-
Pedernales Falls SP - 0185	Johnson City	-	-
South Llano River SP - 0487	Junction	-	-
Caddo Lake SP - 0054	Karnack	-	-

Texas Parks and Wildlife Department (802)
SCHEDULE OF SPACE OCCUPIED (Continued)
 For the fiscal year ended August 31, 2019

Type	Usable Square Feet	FTEs	Rental Per Month		2019 Actual Annual Cost
			Cost Per Square Foot	Cost Per Month	
-	85	-	\$	\$	-
-	29,218	-	\$	\$	-
-	14,320	-	\$	\$	-
-	55,398	-	\$	\$	-
-	7,379	-	\$	\$	-
-	84	-	\$	\$	-
-	126	-	\$	\$	-
-	777	-	\$	\$	-
-	23,625	-	\$	\$	-
-	187,130	-	\$	\$	-
-	11,930	-	\$	\$	-
-	50,282	-	\$	\$	-
-	60,376	-	\$	\$	-
-	200	-	\$	\$	-
-	5,520	-	\$	\$	-
-	8,163	-	\$	\$	-
-	4,217	-	\$	\$	-
-	7,113	-	\$	\$	-
-	5,601	-	\$	\$	-
-	15,920	-	\$	\$	-
-	15,314	-	\$	\$	-
-	4,154	-	\$	\$	-
-	5,640	-	\$	\$	-
-	36,139	-	\$	\$	-
-	30,642	-	\$	\$	-
-	1,089	-	\$	\$	-
-	13,977	-	\$	\$	-
-	47,585	-	\$	\$	-
-	35,107	-	\$	\$	-
-	43,557	-	\$	\$	-
-	3,410	-	\$	\$	-
-	12,881	-	\$	\$	-
-	10,190	-	\$	\$	-
-	1,402	-	\$	\$	-
-	9,586	-	\$	\$	-
-	48,130	-	\$	\$	-
-	6,016	-	\$	\$	-
-	23,100	-	\$	\$	-
-	432	-	\$	\$	-
-	7,741	-	\$	\$	-
-	11,094	-	\$	\$	-
-	12,810	-	\$	\$	-
-	90	-	\$	\$	-
-	21,898	-	\$	\$	-
-	15,003	-	\$	\$	-
-	3,555	-	\$	\$	-
-	8,046	-	\$	\$	-
-	5,637	-	\$	\$	-
-	14,773	-	\$	\$	-
-	16,568	-	\$	\$	-
-	46,807	-	\$	\$	-
-	96	-	\$	\$	-
-	2,704	-	\$	\$	-
-	2,490	-	\$	\$	-
-	10,479	-	\$	\$	-
-	180	-	\$	\$	-
-	10,219	-	\$	\$	-
-	19,333	-	\$	\$	-
-	15,460	-	\$	\$	-
-	25,387	-	\$	\$	-
-	3,786	-	\$	\$	-
-	5,700	-	\$	\$	-
-	19,617	-	\$	\$	-
-	10,230	-	\$	\$	-
-	57,336	-	\$	\$	-
-	16,154	-	\$	\$	-
-	4,975	-	\$	\$	-
-	8,187	-	\$	\$	-
-	15,803	-	\$	\$	-
-	1,295	-	\$	\$	-
-	18,216	-	\$	\$	-
-	16,069	-	\$	\$	-
-	24,327	-	\$	\$	-

Texas Parks and Wildlife Department (802)
SCHEDULE OF SPACE OCCUPIED (Continued)
 For the fiscal year ended August 31, 2019

Location	Address	Lessor	Lease No.
Game Wardens - Region 5, District 5 - 0494	Kerrville	-	-
Wildlife Field Operations - District 4 - 0253	Kerrville	-	-
Monument Hill and Kreische Brewery SHP - 0619	La Grange	-	-
Wildlife Field Operations - District 7 - 0041	La Grange	-	-
Battleship Texas - 0607	La Porte	-	-
San Jacinto Battleground SHP - 0406	La Porte	-	-
San Jacinto Monument SHP - 0413	La Porte	-	-
Sea Center Texas - 0420	Lake Jackson	-	-
Game Wardens - Region 5, District 3 - 0313	Laredo	-	-
Lake Casa Blanca SP - 0085	Laredo	-	-
Lake Somerville SP - Nails Creek Unit - 0504	Ledbetter	-	-
Northeast Texas Eco System - 0677	Lindale	-	-
Lake Livingston SP - 0401	Livingston	-	-
Game Wardens - Region 7, District 2 - 0485	Llano	-	-
Lockhart SP - 0601	Lockhart	-	-
Game Wardens - Region 6, District 2 - 0428	Lubbock	-	-
Park Operations - Regional Office - Waco - 0017	Lubbock	-	-
Village Creek SP - 0600	Lumberton	-	-
Big Bend Ranch SP - 0602	Marfa	-	-
Mason Mountain WMA - 0438	Mason	-	-
Lake Corpus Christi SP - 0105	Mathis	-	-
Meridian SP - 0570	Meridian	-	-
Fort Parker SP - 0135	Mexia	-	-
Game Wardens - Region 1, District 2 - 0090	Midland	-	-
Lake Mineral Wells SP - 0219	Mineral Wells	-	-
Bentsen-Rio Grande Valley SP - 0038	Mission	-	-
Monahans Sandhills SP - 0616	Monahans	-	-
Law Enforcement Region 5 - SP - 0865	Moody	-	-
Mother Neff SP - 0384	Moody	-	-
Inland Fisheries Research - 0129	Mountain Home	-	-
Pineywoods Ecosystem Project - 0731	Nacogdoches	-	-
Brazos Bend SP - 0122	Needville	-	-
Matador WMA - 0552	Paducah	-	-
CF - Research - P R Bass Res Station - 0450	Palacios	-	-
Ray Roberts Lake SP - Isle du Bois Unit - 0269	Pilot Point	-	-
Albert and Bessie Kronkosky SNA - 0801	Pipe Creek	-	-
Lake Bob Sandlin SP - 0615	Pittsburg	-	-
Mustang Island SP - 0433	Port Aransas	-	-
J D Murphree WMA - 0517	Port Arthur	-	-
San Antonio Bay System - 0442	Port O Connor	-	-
Central Coast Wetlands Eco System Project - 0589	Port O'Connor	-	-
Powderhorn WMA - 0843	Port O'Connor	-	-
Inland Fisheries - District Office - Denison - 0019	Pottsboro	-	-
Fort Leaton SHP - 0023	Presidio	-	-
Copper Breaks SP - 0170	Quanah	-	-
Caprock Canyons SP - 0603	Quitaque	-	-
Aransas Bay Ecosystem - 0421	Rockport	-	-
Coastal Fisheries - Regional Office - Rockport - 0199	Rockport	-	-
Goose Island SP - 0524	Rockport	-	-
Interpretative Specialists - Regional -SP - 0713	Rockport	-	-
Park Operations - Regional Office - Rockport - 0033	Rockport	-	-
Game Wardens - Region 3, District 1 - 0063	Rusk	-	-
Sea Rim SP - 0434	Sabine Pass	-	-
Inland Fisheries - District Office - San Angelo - 0271	San Angelo	-	-
Law Enforcement - Regional Office, San Angelo - 0007	San Angelo	-	-
Game Wardens - Region 5, District 2 - 0221	San Antonio	-	-
Game Wardens - Region 5, District 4 - Border - 0883	San Antonio	-	-
Government Canyon SNA - 0277	San Antonio	-	-
Law Enforcement - Regional Office, San Antonio - 0012	San Antonio	-	-
Stephen F. Austin SHP - 0560	San Felipe	-	-
A E Wood FH - 0568	San Marcos	-	-
River Studies - 0355	San Marcos	-	-
IF - District Office - College Station/Houston - 0317	Snook	-	-
Lake Somerville SP - Birch Creek Unit - 0496	Somerville	-	-
Guadalupe River SP - 0225	Spring Branch	-	-
Lyndon B Johnson SHP - 0563	Stonewall	-	-
Cooper Lake SP - South Sulphur Unit - 0096	Sulphur Springs	-	-
Martin Creek Lake SP - 0388	Tatum	-	-
LE - Regional Office, Region 7 Temple - 0050	Temple	-	-
Gus Engeling WMA - 0226	Tennessee Colony	-	-
Big Bend Ranch - Complex - 0734	Terlingua	-	-
James Daughtrey WMA - 0092	Tilden	-	-

Texas Parks and Wildlife Department (802)
SCHEDULE OF SPACE OCCUPIED (Continued)
 For the fiscal year ended August 31, 2019

Type	Usable Square Feet	FTEs	Rental Per Month		2019 Actual Annual Cost
			Cost Per Square Foot	Cost Per Month	
-	64	-	\$	\$	-
-	160	-	\$	\$	-
-	14,733	-	\$	\$	-
-	3,180	-	\$	\$	-
-	800	-	\$	\$	-
-	1,246	-	\$	\$	-
-	19,465	-	\$	\$	-
-	32,000	-	\$	\$	-
-	320	-	\$	\$	-
-	13,359	-	\$	\$	-
-	2,581	-	\$	\$	-
-	5,780	-	\$	\$	-
-	23,271	-	\$	\$	-
-	80	-	\$	\$	-
-	13,704	-	\$	\$	-
-	84	-	\$	\$	-
-	7,509	-	\$	\$	-
-	9,076	-	\$	\$	-
-	26,755	-	\$	\$	-
-	777	-	\$	\$	-
-	12,975	-	\$	\$	-
-	14,466	-	\$	\$	-
-	6,027	-	\$	\$	-
-	668	-	\$	\$	-
-	32,946	-	\$	\$	-
-	10,216	-	\$	\$	-
-	9,705	-	\$	\$	-
-	2,799	-	\$	\$	-
-	18,617	-	\$	\$	-
-	21,862	-	\$	\$	-
-	5,054	-	\$	\$	-
-	17,450	-	\$	\$	-
-	8,287	-	\$	\$	-
-	17,228	-	\$	\$	-
-	13,912	-	\$	\$	-
-	2,250	-	\$	\$	-
-	19,207	-	\$	\$	-
-	18,605	-	\$	\$	-
-	9,339	-	\$	\$	-
-	777	-	\$	\$	-
-	160	-	\$	\$	-
-	5,270	-	\$	\$	-
-	5,360	-	\$	\$	-
-	21,784	-	\$	\$	-
-	30,284	-	\$	\$	-
-	7,406	-	\$	\$	-
-	777	-	\$	\$	-
-	4,200	-	\$	\$	-
-	12,046	-	\$	\$	-
-	448	-	\$	\$	-
-	7,264	-	\$	\$	-
-	90	-	\$	\$	-
-	5,566	-	\$	\$	-
-	5,550	-	\$	\$	-
-	2,633	-	\$	\$	-
-	90	-	\$	\$	-
-	62	-	\$	\$	-
-	8,554	-	\$	\$	-
-	3,288	-	\$	\$	-
-	13,106	-	\$	\$	-
-	52,550	-	\$	\$	-
-	448	-	\$	\$	-
-	777	-	\$	\$	-
-	22,143	-	\$	\$	-
-	30,164	-	\$	\$	-
-	34,856	-	\$	\$	-
-	8,895	-	\$	\$	-
-	12,106	-	\$	\$	-
-	80	-	\$	\$	-
-	7,840	-	\$	\$	-
-	25,109	-	\$	\$	-
-	1,530	-	\$	\$	-

Texas Parks and Wildlife Department (802)
SCHEDULE OF SPACE OCCUPIED (Continued)
For the fiscal year ended August 31, 2019

Location	Address	Lessor	Lease No.
Georgetown	6211 Williams Dr.	David Mc Donald's Self Storage LLC	513548
Graford	366 N FM 2353	Delbert Clutts dba Circle C Storage	525855
Gladewater	120 E US Highway 80	Shipp's Marine Services	523420
Haskell	1 Ave D	Haskell County	428084
Hemphill	124 Wright Lane	Carl Bealls' Auto Sales/ C&C Storage	522225
Inez	2149 Garcitas Creek Rd	Mark James dba Inez Storage	510263
Jacksonville	300 E Tena St	Steve Berry dba Berry's Tin Shop	443427
Jacksonville	139 Broiles Rd	BZ Equities LLC	523220
Jefferson	4702 N Hwy 59	James Manning Roger's Enterprise	439576
Jefferson	4702 N Hwy 59	Cath Cason	525101
Lake Averhoff	2901 N HWY 83	B K Guylor	457350
Lake Cypress Springs	PO Box 559	Franklin County Water District	430444
Lake Livingston	PO Box 360	Trinity River Authority	518112
Lake Sam Rayburn Dam	PO Box 553	Doris Bullock dba Circle E Boat Storage	438488
Lake Travis	16406 Stewart Rd	Sail & Ski Inc	525243
Lakehills	581 Harbour Way	Gloria Dorrough dba Harbour RV Resort	439818
Laredo/Lake Casa Blanca SP	5201 Bob Bullock Loop	Webb County	525656
Livingston	4351 Hwy 190 West	CH Marine Inc. dby Toy Storage	520085
Lopeno	PO Box 1513	F & M Ramirez LTD	455247
Los Fresnos	41786 FM 510	Laguna Seca Properties	510394
Lufkin	265 McCormick Dr	Jarman Trucking LLC	508290
Matagorda	P O Box 585	Richard Budd/Hwy 60 Boat Storage	477763
Mathis	207 Stephens Loop	John Gilmouth J & R Sleepy Hollow Camp	492967
Midland	500 S Midland Dr.	Nortiz Corp. dba Aztec Storage Center	508029
Mount Pleasant	480 For Sherman Dam Roat	Titus Co Freshwater Supply Dist. #1	525318
Nacogdoches	7031 FM 2259	Sandra W Vanover	525128
New Braunfels	7990 Old Bastrop Rd	D&R Self Storage Inc	511625
Palacios	PO Box 551	Matagorda County Navigation Dist. 1	416982
Palacios	312 1/2 E Koontz	Palacios Dry Storage and Boat Storage	457772
Palestine	PO Box 2245	Lone Star Secure Storage-Burch Inv Prop	447420
Port Aransas	P O Box 872	Fairway Stalls (Richard Mark Grosse)	433683
Port Aransas	PO Box 470667	C & C Asset Management LLC	520809
Port Aransas	3500 Island Moorings Parkway	TCRG Opport X Island Moorings Marina	523946
Port Arthur	520 Pleasure Pier Blvd	Pleasure Island Commission	448060
Port Arthur	8989 HIGHWAY 69	Galdenzi dba Scotty American Mini Storage	467706
Port Isabel	PO Box 2910	LJH LTD dba South Point Marina	515083
Port Lavaca	1728 W Main St	Howlett's Inc.	491178
Port Mansfield	818 Mansfield Dr Unit 222	Dorothy Ralston dba Boat Haven	485756
Powderly	68 County Road 35725	Donald Farmer	220034
Quitman	418 Village Drive	Goodwill Children's Mission	450789
Riviera	663 South 1546 FM	Steve Unterbrink	437982
Rockwall	1760 IH 30	Linda Lahood dba Rockwall Mini Storage	491974
Rockwall	4422 Hwy 276	BTA Self Storage	518871
Rockwall	2740 State Highway 276	ColinG Pro Inc dba Hwy 276 Self Storage	519200
Sabine Pass	5960 South 1st Ave	Sabine Pass River Authority	522105
Salado	PO Box 276	Union Grove/Sundown Boat & RV Storage	442734
Sam Rayburn (Cancelled Further Analysis)	PO Box 5408	William Roder dba All Seasons Storage	510148
San Angelo	6222 US Hwy 67 S	Arthur Baker Enterprises	519994
San Angelo	5973 Kickerbocker Rd	Bryan Barrows dba Red Bluff Storage	519123
San Antonio	14156 East Loop 1604 South	Ralph Jos Lighthouse Boat & RV Storage	525844
San Augustine	2701 Stillwater Dr	Oziel Comache 103 Boat Storage	520174
Sanford	1506 Chisolm Trail	Karen Holland	506471
Sargent	12825 FM 457	Kyle Hodgins dba Bayside Boat Barns	488274
Seabrook	1900 Shipyard Drive	Seabrook Marina	455967
Seabrook	1900 Shipyard Drive	Seabrook Marina	523345
Seguin	12100 FM 725	Ed Woehler Storage	525760
Silverton	RR 1 Box	MacKenzie Municipal Water Authority	431019
Somerville	5931 Hillside Ln	David Hughes dba Allsports Boat & RV	451542
Temple	4804 Lakesire Circle	Elmer Aridt	440685
Texas City	4028 Texas Avenue	James Terry dba Twin Cities Storage	457392
Trinity	9126 Brahms Lane	Mickey Culpepper Boat Storage	448510
Tyler	17724 Southpoint	Bryan Bateman Properties LLC	479384
Uvalde	1984 FM 1052	Janice Robertson	468041
Victoria	435 Schell	Lorinda Beal dba American Boat and RV	472122
Willis	13556	Lochness Storage	522398
Wills Point/ Lake Tawakoni	11526 FM 751	Burton Marine Service Inc.	516503
Wylie	8318 E Parker Rd	Crossroads Davis Storage LTD	507023
Zapata	3rd and Lincoln St	F & M Ramirez LTD	526197
Bend	Toledo Bend Water Fowl Area	Sabine River Authority	120600
Crockett	1991 SE Loop 304	Jane W. Harkins	426131
Floresville	RR4 250A	Rudolph (Rudy) Edward Schiefelbein IV	451751
Fort Stockton	P O Box 1989	Longfellow Ranch Partners	422935

Texas Parks and Wildlife Department (802)
SCHEDULE OF SPACE OCCUPIED (Continued)
 For the fiscal year ended August 31, 2019

Type	Usable Square Feet	FTEs	Rental Per Month		2019 Actual Annual Cost
			Cost Per Square Foot	Cost Per Month	
Boat Storage	250	*	\$ 0.26	\$ 65.00	\$ 780.00
Boat Storage	2,100	*	\$ 0.18	\$ 375.00	\$ 4,500.00
Boat Storage	720	*	\$ 0.28	\$ 200.00	\$ 400.00
Boat Storage	896	*	\$ 0.06	\$ 50.00	\$ 600.00
Boat Storage	1,080	*	\$ 0.22	\$ 240.00	\$ 2,745.00
Boat Storage	420	*	\$ 1.29	\$ 540.00	\$ 6,480.00
Boat Storage	2,520	*	\$ 0.18	\$ 450.00	\$ 5,400.00
Boat Storage	2,500	*	\$ 0.28	\$ 700.00	\$ 7,900.00
Boat Storage	1,500	*	\$ 0.10	\$ 150.00	\$ 1,800.00
Boat Storage	*	*	*	\$ -	\$ -
Boat Storage	875	*	\$ 0.13	\$ 110.00	\$ 1,320.00
Boat Storage	240	*	\$ 0.42	\$ 100.00	\$ 1,200.00
Boat Storage	5,354	*	*	Annual Pymt	\$ 535.40
Boat Storage	1,080	*	\$ 0.28	\$ 300.00	\$ 2,700.00
Boat Storage	312	*	\$ 1.22	\$ 380.00	\$ 4,560.00
Boat Storage	1,800	*	\$ 0.28	\$ 500.00	\$ 6,000.00
Boat Storage	1,250	*	\$ 0.08	\$ 100.00	\$ 1,200.00
Boat Storage	1,200	*	\$ 0.29	\$ 350.00	\$ 4,200.00
Boat Storage	1,050	*	\$ 0.64	\$ 672.56	\$ 8,070.72
Boat Storage	6,020	*	\$ 0.37	\$ 2,200.00	\$ 26,400.00
Boat Storage	2,500	*	\$ 0.12	\$ 300.00	\$ 3,600.00
Boat Storage	2,400	*	\$ 0.12	\$ 280.00	\$ 3,360.00
Boat Storage	2,600	*	\$ 0.29	\$ 750.00	\$ 9,000.00
Boat Storage	198	*	\$ 0.56	\$ 110.00	\$ 1,320.00
Boat Storage	1,600	*	\$ 0.14	\$ 225.00	\$ 2,700.00
Boat Storage	1,200	*	\$ 0.27	\$ 325.00	\$ 3,900.00
Boat Storage	750	*	\$ 0.60	\$ 450.00	\$ 5,400.00
Boat Storage	5,040	*	\$ 0.11	\$ 550.00	\$ 6,600.00
Boat Storage	360	*	\$ 0.21	\$ 75.00	\$ 1,800.00
Boat Storage	1,800	*	\$ 0.19	\$ 345.00	\$ 4,140.00
Boat Storage	768	*	\$ 0.31	\$ 240.00	\$ 1,864.00
Boat Storage	792	*	\$ 0.59	\$ 466.00	\$ 1,864.00
Boat Storage	480	*	\$ 1.35	\$ 650.00	\$ 1,006.45
Boat Storage	1,000	*	\$ 0.18	\$ 175.00	\$ 2,100.00
Boat Storage	2,520	*	\$ 0.21	\$ 540.00	\$ 6,480.00
Boat Storage	100	*	\$ 6.18	\$ 617.50	\$ 6,792.50
Boat Storage	3,600	*	\$ 0.28	\$ 1,000.00	\$ 12,000.00
Boat Storage	4,380	*	\$ 0.25	\$ 1,110.00	\$ 13,320.00
Boat Storage	250	*	\$ 0.26	\$ 65.00	\$ 780.00
Boat Storage	660	*	\$ 0.23	\$ 150.00	\$ 1,800.00
Boat Storage	3,200	*	\$ 0.45	\$ 1,425.00	\$ 16,975.00
Boat Storage	575	*	\$ 0.30	\$ 172.00	\$ 1,032.00
Boat Storage	780	*	\$ 0.68	\$ 530.00	\$ 1,249.28
Boat Storage	780	*	\$ 0.58	\$ 450.00	\$ 2,700.00
Boat Storage	480	*	\$ 0.77	\$ 368.00	\$ 1,104.00
Boat Storage	720	*	\$ 0.38	\$ 270.00	\$ 3,240.00
Boat Storage	360	*	\$ 0.26	\$ 95.00	\$ 950.67
Boat Storage	300	*	\$ 0.27	\$ 80.00	\$ 1,080.00
Boat Storage	960	*	\$ 0.31	\$ 300.00	\$ 3,300.00
Boat Storage	3,240	*	\$ 0.21	\$ 665.00	\$ 7,248.00
Boat Storage	1,080	*	\$ 0.16	\$ 170.00	\$ 2,165.00
Boat Storage	200	*	\$ 0.30	\$ 60.00	\$ 1,440.00
Boat Storage	480	*	\$ 0.18	\$ 85.00	\$ 1,020.00
Boat Storage	1,501	*	\$ 0.45	\$ 668.15	\$ 8,306.97
Boat Storage	960	*	\$ 0.59	\$ 569.50	\$ 6,834.00
Boat Storage	1,170	*	\$ 0.31	\$ 360.00	\$ 3,600.00
Boat Storage	450	*	\$ 0.12	\$ 55.00	\$ 660.00
Boat Storage	720	*	\$ 0.11	\$ 80.00	\$ 960.00
Boat Storage	840	*	\$ 0.19	\$ 160.00	\$ 1,920.00
Boat Storage	5,160	*	\$ 0.32	\$ 1,650.00	\$ 19,800.00
Boat Storage	1,512	*	\$ 0.28	\$ 420.00	\$ 6,840.00
Boat Storage	1,000	*	\$ 0.35	\$ 350.00	\$ 4,200.00
Boat Storage	1,080	*	\$ 0.88	\$ 950.00	\$ 11,400.00
Boat Storage	456	*	\$ 0.16	\$ 75.00	\$ 900.00
Boat Storage	1,080	*	\$ 0.23	\$ 248.00	\$ 3,279.00
Boat Storage	2,350	*	\$ 0.30	\$ 700.00	\$ 9,100.00
Boat Storage	1,080	*	\$ 0.58	\$ 624.99	\$ 7,799.88
Boat Storage	6,250	*	\$ 0.27	\$ 1,675.00	\$ 20,100.00
Land	*	*	*	Annual Pymt	\$ 1.00
Land	*	*	*	Annual Pymt	\$ 1,650.00
Land	*	*	*	Annual Pymt	\$ 6,000.00
Land	*	*	*	Annual Pymt	\$ 1,874.32

Texas Parks and Wildlife Department (802)
SCHEDULE OF SPACE OCCUPIED (Continued)

For the fiscal year ended August 31, 2019

Location	Address	Lessor	Lease No.
Hebbronville	5805 North Lamar Blvd	Mary C. Holbein	460076
Henderson	PO Box 1721	Glenn W Holladay Jr	219483
Monohans	2825 Wilcrest Dr	Nina Resources	520995
Monohans	21 Sunnygrove Dr	Lazy R Ranch	520964
Rockport	Rockport Harbor	Aransas County Navigation	430664
Sierra Blanca	P O Box 187	Joe Tammen J&S Enterprises	410984
Weslaco	7555 E Windlawn Way	Ballard Family Trust (E. B. Ballard, Jr.)	409750
Weslaco	7555 E Windlawn Way	Ballard Family Trust (Gene B. Meadow)	409747
Abilene	281 N Willis	Boykin Investments	1128
Abilene	5325 N. 3rd	Scott Family Enterprises, LLC	436103
Alpine	109 S Cockrell	Johnson Feed & Western Wear	114283
Amarillo	203 W 8th St	TNT Properties Inc.	1131
Austin	1340 Airport Commerce Drive	Kansas City Life Insurance Company	463717
Bastrop	1035 Canyon View	WM Scott Mica	506701
Bay City	2200 7th St. Rm 305	Matagorda County	506267
Beaumont	5655 Eastex Freeway	Synergy RPC LLC	435168
Boerne	140 City Park Rd	Friends of Cibolo Nature Center	452311
Brownsville	5460 Paredes Line Rd Ste. 201	2MJ Properties LTD	105784
Brownwood	301 Main St	Texas State Technical College	217197
Brownwood	114 Center Ave	Brownwood Enterprises LLC	197321
Buffalo	2706 W Commerce	Buffalo Partners, LTD	215569
Canyon	400 Hwy 60	Paul Blake Enterprises	43019
Canyon	17724 Southpoint	West Texas A & M University - Canyon	483738
College Station	12815 FM 2154	Southwood West A General Partnership	196756
Corpus Christi	5541 Bear Lane	5541 Bear Lane LC	1021
Garland	614 St James Allee	Jonathan Jeremiah Enterprises	488076
Haltom City	5400 Airport Freeway	JaGee Properties Inc.	127587
Houston	10101 Southwest Freeway Ste.206	Sterling HSO Plaza	156775
Houston	350 N Sam Houston	340 North Belt Boxer Property Mgmt Co	185835
La Grange	111 E Travis St	Fayette Savings Association	80363
La Marque	14037 Delaney Road	La Marque Outlet Development	116315
La Porte	8410 Lantern Point	Harris County Treasurer	429969
Laredo	1110 Washington St. Ste 201	Webb County	404282
Lufkin	4100 S Meadford Dr. Ste. 204B	Old Texas Plaza, LLC	487758
Lufkin	1805 E Lufkin Ave	Tri Lufkin	1041
Marshall	3802 E End Blvd South	Pete McCarty	1043
Mathis	County Road 7	Mathis Manufacturing Inc.	1048
Menard	104 E. San Saba	Whitson Communications	426343
Midland	4500 W Illinois	One Double Barrel LLC	479921
Mt. Pleasant	212 S Johnson	Strube Properties LLC	479734
Nacogdoches	Wildlife Habitat & Silviculture	USDA (Forest Service)	516417
Palacios	2200 Harrison	Kana Rental Properties	185493
Port Arthur	601 Channel View	City of Port Arthur	497644
Rusk	580 W. 6th Street	Tosh Retirement Partnership LP	178441
San Antonio	2391 NE Loop 410, Ste. 409	PCRIF Marymont Holdings LLC	503201
Temple	3615 S General Bruce Dr.	RMSJ Investments LTD	161603
Tyler	2122 Old Henderson Hwy	Helon Clayton and Stephanie Clayton	1851
Tyler	3330 S Southwest Loop 323	Commerce Square Corporation	137805
Victoria	2805 N Navarro	County of Victoria	90114
Waco	8684 LaVillage Ave	Hoppenstein Properties Inc.	1123
Wichita Falls	4822 Kemp Boulevard, Ste. 130	WF Retails Investments	420421
Wichita Falls	409 Chester Ave.	Vernal L. Huffines	1125
Wimberley	950 FM 2325 Ste. A	Wallace Lawrence Management	478349
Alice	3589 W Hwy 44	GTP III LLC American Tower Corporation	491137
Andrews	P O Box 1823	Ben E Brewer	464521
Beaumont	P O Box 409250	Pinnacle Towers Inc./Crown Castle	480461
Big Lake	P O Box 100	Reagan County	476688
Burnet	506 Hayter St	Burnet County	429865
Carrizo Springs	103 N 5th St	Dimmit County	414535
Cedar Hill	PO Box 15445	Clark-Parkerville LP	451717
Clarendon	P O Box 948	Greenbelt Electric Coop	451344
Comanche	PO Box 290	TX Com Brownwood/Comanche County	506148
Cumby	P O Box 8294	Crossroads Communication	449367
El Dorado	1000 Louisiana Ste. 4300	Targa Midstream Services LP	203577
Electra	PO Box 2247	D&D Telecommunications Properties	449011
Fluvanna	5811 34th St	JP Jenkins Southplains Communications	469799
Fritch	P O Box 9	Canadian River Municipal Water	74109
Goliad	P O Box 7247	American Tower Corporation	456490
Goodlet	P O Box 1337	Central Communications/Chilton Enterprises	454940
Hunt	PO Box 974361	Enterprise Texas Pipeline LLC	448447

UNAUDITED

Texas Parks and Wildlife Department (802)
SCHEDULE OF SPACE OCCUPIED (Continued)
 For the fiscal year ended August 31, 2019

Type	Usable Square Feet	FTEs	Rental Per Month		2019 Actual Annual Cost
			Cost Per Square Foot	Cost Per Month	
Land	*	*	*	Annual Pymt	\$ 1,200.00
Land	*	*	*	Annual Pymt	\$ 275.00
Land	*	*	*	Annual Pymt	\$ 600.00
Land	*	*	*	Annual Pymt	\$ 1,800.00
Land	*	*	*	Annual Pymt	\$ 3,153.55
Land	*	*	*	Annual Pymt	\$ 1,800.00
Land	*	*	*	Annual Pymt	\$ 1,500.00
Land	*	*	*	Annual Pymt	\$ 1,500.00
Office Space	1,141	14	\$ 0.64	\$ 727.58	\$ 8,730.96
Office Space	5,160	3	\$ 0.42	\$ 2,166.66	\$ 25,999.92
Office Space	6,050	16	\$ 0.33	\$ 2,000.00	\$ 24,000.00
Office Space	4,000	15	\$ 0.51	\$ 2,037.03	\$ 24,444.36
Office Space	40,304	80	\$ 1.43	\$ 57,517.00	\$ 684,102.00
Office Space	135	*	\$ 3.15	\$ 425.00	\$ 5,100.00
Office Space	480	11	*	Annual Pymt	\$ 9,600.00
Office Space	2,625	13	\$ 1.36	\$ 3,568.46	\$ 42,821.52
Office Space	130	1	\$ 2.31	\$ 300.00	\$ 3,600.00
Office Space	1,380	17	\$ 1.68	\$ 2,321.58	\$ 27,858.96
Office Space	2,265	15	\$ 0.63	\$ 1,415.63	\$ 16,987.56
Office Space	724	3	\$ 1.20	\$ 868.80	\$ 10,425.60
Office Space	441	*	\$ 1.15	\$ 506.52	\$ 6,078.24
Office Space	4,080	4	\$ 0.35	\$ 1,413.19	\$ 23,102.78
Office Space	1,041	9	\$ 0.61	\$ 635.01	\$ 7,620.12
Office Space	2,090	16	\$ 1.20	\$ 2,508.00	\$ 30,096.00
Office Space	4,859	31	\$ 0.83	\$ 4,036.00	\$ 48,432.00
Office Space	3,839	11	\$ 1.19	\$ 4,556.42	\$ 54,677.04
Office Space	6,710	19	\$ 0.83	\$ 5,600.00	\$ 67,200.00
Office Space	2,091	14	\$ 1.35	\$ 2,825.00	\$ 39,243.25
Office Space	2,970	8	\$ 1.04	\$ 3,095.31	\$ 37,143.72
Office Space	381	13	\$ 2.48	\$ 945.46	\$ 11,345.52
Office Space	7,292	21	\$ 1.25	\$ 9,137.20	\$ 65,363.88
Office Space	709	*	\$ 0.14	\$ 100.00	\$ 400.00
Office Space	3,281	12	\$ 0.81	\$ 2,657.61	\$ 31,891.32
Office Space	1,980	16	\$ 1.42	\$ 2,806.37	\$ 29,384.58
Office Space	12,555	*	\$ 0.04	\$ 500.00	\$ 6,000.00
Office Space	2,610	4	\$ 0.46	\$ 1,200.00	\$ 14,400.00
Office Space	4,350	4	\$ 0.24	\$ 1,061.34	\$ 12,736.08
Office Space	154	*	\$ 1.96	\$ 302.55	\$ 4,230.60
Office Space	1,326	15	\$ 0.90	\$ 1,198.93	\$ 14,387.16
Office Space	3,920	16	\$ 0.52	\$ 2,044.00	\$ 24,528.00
Office Space	377	8	*	Annual Pymt	\$ 4,807.20
Office Space	4,300	8	\$ 0.29	\$ 1,244.00	\$ 14,928.00
Office Space	2,330	6	\$ 0.39	\$ 900.00	\$ 10,800.00
Office Space	4,552	30	\$ 0.35	\$ 1,607.28	\$ 19,287.36
Office Space	4,105	40	\$ 1.28	\$ 5,242.35	\$ 62,908.20
Office Space	8,726	35	\$ 0.46	\$ 4,028.00	\$ 48,388.36
Office Space	2,430	4	\$ 0.14	\$ 344.35	\$ 4,132.20
Office Space	1,675	16	\$ 0.67	\$ 1,116.66	\$ 13,399.92
Office Space	2,500	13	\$ 1.21	\$ 3,025.00	\$ 36,300.00
Office Space	3,000	4	\$ 0.34	\$ 1,034.56	\$ 12,414.72
Office Space	2,179	15	\$ 1.05	\$ 2,287.95	\$ 27,455.40
Office Space	3,972	3	\$ 0.33	\$ 1,304.23	\$ 15,616.92
Office Space	235	2	\$ 1.28	\$ 300.00	\$ 3,600.00
Radio Tower	20	*	\$ 32.17	\$ 643.41	\$ 7,572.48
Radio Tower	6	*	\$ 33.33	\$ 200.00	\$ 2,000.00
Radio Tower	6	*	\$ 101.04	\$ 606.22	\$ 7,274.64
Radio Tower	6	*	\$ 12.50	\$ 75.00	\$ 900.00
Radio Tower	*	*	*	Annual Pymt	\$ 200.00
Radio Tower	16	*	\$ 7.00	\$ 112.00	\$ 1,344.00
Radio Tower	16	*	\$ 37.50	\$ 600.00	\$ 7,200.00
Radio Tower	*	*	*	\$ 125.00	\$ 1,500.00
Radio Tower	6	*	*	Annual Pymt	\$ 2,760.00
Radio Tower	3	*	\$ 66.67	\$ 200.00	\$ 2,400.00
Radio Tower	6	*	\$ 4.17	\$ 25.00	\$ 300.00
Radio Tower	9	*	\$ 36.17	\$ 325.50	\$ 3,906.00
Radio Tower	6	*	\$ 41.67	\$ 250.00	\$ 3,000.00
Radio Tower	*	*	*	Annual Pymt	\$ 120.00
Radio Tower	4	*	\$ 297.65	\$ 1,190.60	\$ 14,287.20
Radio Tower	8	*	\$ 22.25	\$ 178.00	\$ 2,136.00
Radio Tower	10	*	\$ 15.95	\$ 159.50	\$ 1,914.00

Texas Parks and Wildlife Department (802)
SCHEDULE OF SPACE OCCUPIED (Continued)
For the fiscal year ended August 31, 2019

Location	Address	Lessor	Lease No.
Livingston	770 Baxter Road	Sam Houston Electric	411817
Los Fresnos	P O Box 1808	Mobile Relays Partners	500459
Los Fresnos	PO Box 936573	SBA Towers X LLC	521141
New Braunfels	PO Box 409250	Pinnacle Towers Inc./Crown Castle	459535
Paris	4801 Lamar Avenue	Airwaves Communications Inc.	454675
Pearsall	1199 N Fairfax St Ste 700	Insite Towers Development 2 LLC	505306
Purley	P O Box 990	East Texas Broadcasting Inc.	449382
Riviera	420 East County Rd. 2335	Riviera Cellular & Telecommunication	456252
Rock Springs	P O Box 193	Edwards County	176980
Sonora	PO Box 1212	Sutton County	440776
Spearman	396 W Green Rd	Exxon Company USA	400277
Stamford	Wildlife Habitat & Silviculture	Big Country Electric Coop	429256
Sweetwater	100 E 3rd St	Nolan County	54519
Tarpley	5289 Kyle Ranch Rd	Johnny Becker LLC	457335
Amarillo	10800 W IH 40	Gary Land dba Westgate Self Storage	500080
Amarillo	614 North Shore Drive	MES Capital dba Canyon Security Storage	522224
Brownwood	303 Water St	Edwin Watson dba AAA Storage	435372
Canyon	1205 23rd St	Dennie Shaw dba Rockin R Self Storage	523617
College Station	1555 Arrington Rd	SMSC dba Arrington Rd Self Storage	500694
Fate	159 Riding Club	Amsdell Storage Venture	522733
Mount Pleasant	275 CR 3207	WW Investment/Storage of Mt Pleasant	509319
Oakwood/Buffalo	10226 Hwy 79 East	A & W Mini Storage/Ann Hibbard	460816
Pleasanton	PO Box 1128	BP3 dba Affordable Storage Estelle West	518186
San Angelo	PO Box 3860	R.E.H Properties	478995
San Marcos	PO Box 945	Tom Thumb Storage	467929
Tyler	13198 State HW 110 S	Ronald Pannell dba Econo Self Storage	503508
Van Horn	300 Cedar Street	Susan Britton Van Horn Public Storage	430704

Note: Texas Parks and Wildlife is striving to comply with Texas Government Code, Title 10, Subtitle D, Chapter 2165, Subchapter A, Section 2165.104, relating to achieving an overall space use efficiency of 135 square feet per employee per office location.

The following items are excluded from usable space: boat storage, radio towers, warehouse space, laboratory space, storage space greater than 1,000 square feet, and client waiting areas. Most park facilities have fewer than 1,000 square feet.

Texas Parks and Wildlife Department (802)
SCHEDULE OF SPACE OCCUPIED (Concluded)
 For the fiscal year ended August 31, 2019

Type	Usable Square Feet	FTEs	Rental Per Month		2019 Actual Annual Cost
			Cost Per Square Foot	Cost Per Month	
Radio Tower	100	*	\$ 1.00	\$ 100.00	\$ 1,200.00
Radio Tower	20	*	\$ 26.12	\$ 522.37	\$ 6,462.36
Radio Tower	20	*	\$ 26.12	\$ 522.37	\$ 6,656.28
Radio Tower	*	*	*	\$ 612.03	\$ 7,344.36
Radio Tower	10	*	\$ 37.80	\$ 378.00	\$ 4,536.00
Radio Tower	6	*	\$ 94.42	\$ 566.50	\$ 6,883.00
Radio Tower	20	*	\$ 9.25	\$ 185.00	\$ 2,220.00
Radio Tower	4	*	\$ 87.60	\$ 350.41	\$ 4,204.92
Radio Tower	6	*	\$ 8.33	\$ 50.00	\$ 600.00
Radio Tower	16	*	\$ 4.69	\$ 75.00	\$ 900.00
Radio Tower	*	*	*	Annual Pymt	\$ 50.00
Radio Tower	6	*	\$ 8.33	\$ 50.00	\$ 600.00
Radio Tower	*	*	*	\$ 35.00	\$ 420.00
Radio Tower	6	*	\$ 33.33	\$ 200.00	\$ 2,400.00
Storage Space	1,440	*	\$ 0.46	\$ 668.92	\$ 7,358.12
Storage Space	1,200	*	*	Annual Pymt	\$ 3,718.00
Storage Space	200	*	\$ 0.23	\$ 45.00	\$ 540.00
Storage Space	500	*	\$ 0.42	\$ 210.00	\$ 420.00
Storage Space	100	*	\$ 0.75	\$ 75.00	\$ 900.00
Storage Space	110	*	\$ 2.23	\$ 245.00	\$ 2,205.00
Storage Space	400	*	\$ 0.26	\$ 105.00	\$ 1,260.00
Storage Space	100	*	\$ 0.40	\$ 40.00	\$ 480.00
Storage Space	50	*	\$ 1.00	\$ 50.00	\$ 700.00
Storage Space	200	*	\$ 0.25	\$ 50.00	\$ 800.00
Storage Space	200	*	\$ 1.03	\$ 205.00	\$ 2,515.00
Storage Space	200	*	\$ 0.70	\$ 140.00	\$ 1,820.00
Storage Space	200	*	\$ 0.40	\$ 80.00	\$ 640.00
LEASED TOTALS	348,205	585	\$ 1,133.08	\$ 198,372.34	\$ 2,367,763.45
LEASED AND STATE	2,600,767	585	\$ 1,133.08	\$ 198,372.34	\$ 2,367,763.45

Texas Parks and Wildlife Department (802)
Schedule of Professional/Consulting Fees and Legal Service Fees
For the fiscal year ended August 31, 2019

NAME	TYPE OF SERVICES RENDERED	AMOUNT
PROFESSIONAL/CONSULTING FEES		
22ND CENTURY TECHNOLOGIES INC	INFORMATION TECHNOLOGY SERVICES	\$ 156,445.00
360 SURVEYING LLC	OTHER PROFESSIONAL SERVICES	1,500.00
7M FABRICATION HEATING & AIR CONDITIONING LLC	OTHER PROFESSIONAL SERVICES	300.00
A-1 ALLSTATE MOVERS INC	OTHER PROFESSIONAL SERVICES	3,895.00
ACADIAN AMBULANCE SERVICE INC	OTHER PROFESSIONAL SERVICES	180.60
ACO REMODELING & CONSTRUCTION INC	OTHER PROFESSIONAL SERVICES	115,522.01
ADIRONDACK MOUNTAIN CLUB LLC	EDUCATIONAL/TRAINING SERVICES	399.00
ADKINS VETERINARY SERVICE	VETERINARY SERVICES	105.00
ADOBE SYSTEMS INC	INFORMATION TECHNOLOGY SERVICES	203.88
ALAMO AREA COUNCIL OF GOVERNMENTS	EDUCATIONAL/TRAINING SERVICES	298.75
ALARM SECURITY & CONTRACTING INC	OTHER PROFESSIONAL SERVICES	375.00
ALFRED A HILLMAN	EDUCATIONAL/TRAINING SERVICES	246.95
ALICE OLIVER-PARROTT PC	OTHER PROFESSIONAL SERVICES	1,200.00
ALL OUT OFF ROAD INC	OTHER PROFESSIONAL SERVICES	325.00
ALTAS PALMAS ANIMAL CLINIC INC	VETERINARY SERVICES	1,350.07
ALTON W MORRIS JR	OTHER PROFESSIONAL SERVICES	1,500.00
ALVARADO VETERINARY CLINIC	VETERINARY SERVICES	709.13
AMANDA G GUTHRIE	OTHER PROFESSIONAL SERVICES	314.75
AMBONARE INC	INFORMATION TECHNOLOGY SERVICES	15,451.88
AMERICAN ASSOCIATION OF STATE HIGHWAY	EDUCATIONAL/TRAINING SERVICES	40.00
AMISTAD MOTORS LLP	OTHER PROFESSIONAL SERVICES	485.72
ANCHOR COMPUTER INC	DATA PROCESSING SERVICES	438.01
ANDY LANCASTER	EDUCATIONAL/TRAINING SERVICES	525.00
ANTOINETTE VAN DE PUTTE	EDUCATIONAL/TRAINING SERVICES	437.71
APEX SYSTEMS INC	INFORMATION TECHNOLOGY SERVICES	56,217.84
ASSOCIATION OF ENERGY ENGINEERS INC	EDUCATIONAL/TRAINING SERVICES	300.00
AT&T	INFORMATION TECHNOLOGY SERVICES	39.24
AT&T TELECONFERENCE SERVICES	COMPUTER SERVICES	493.84
ATKINS NORTH AMERICA INC	ARCHITECTURAL/ENGINEERING SERVICES	9,646.33
AUSTIN COMMUNITY COLLEGE	EDUCATIONAL/TRAINING SERVICES	448.00
AUSTIN SPECIALTY ADVERTISING INC	OTHER PROFESSIONAL SERVICES	106.25
AZCARATE & ASSOCIATES CONSULTING ENGINEE	ARCHITECTURAL/ENGINEERING SERVICES	2,625.29
BAKERS SAFE & LOCK CO INC	OTHER PROFESSIONAL SERVICES	277.50
BANDERA COUNTY	MEDICAL SERVICES	250.00
BAY AREA REAL PROPERTY APPRAISERS & CONSULTANTS	OTHER PROFESSIONAL SERVICES	4,000.00
BEARD VETERINARY CLINIC P C	VETERINARY SERVICES	1,379.00
BECKHAM & JONES CO	CONSULTANT SERVICES/OTHER	117.00
BENNETT BENNER PARTNERS INC	ARCHITECTURAL/ENGINEERING SERVICES	938,686.08
BENNETT BENNER PARTNERS INC	OTHER PROFESSIONAL SERVICES	4,399.94
BETHANY FREEMAN	OTHER PROFESSIONAL SERVICES	690.74
BEVERLY LYTTAKER	EDUCATIONAL/TRAINING SERVICES	147.29
BEXAR COUNTY TAX ASSESSOR-COLLECTOR	OTHER PROFESSIONAL SERVICES	7.66
BGE INC	ARCHITECTURAL/ENGINEERING SERVICES	81,924.46
BOLTON REAL ESTATE CONSULTANTS LTD	OTHER WITNESS FEES	24,971.60
BOONVILLE ANIMAL HOSPITAL PC	VETERINARY SERVICES	285.50
BRAD W PIERCE	EDUCATIONAL/TRAINING SERVICES	50.00
BRADLEY J MOYER PC	VETERINARY SERVICES	58.18
BRAESWOOD OCCUPATIONAL MEDICAL CLINIC	MEDICAL SERVICES	40.00
BRANDON R ROSE	MEDICAL SERVICES	100.00
BRAVE / ARCHITECTURE INC	ARCHITECTURAL/ENGINEERING SERVICES	982.00
BROWN REYNOLDS WATFORD ARCHITECTS	ARCHITECTURAL/ENGINEERING SERVICES	84,890.47
BRUCE A BRYMER	EDUCATIONAL/TRAINING SERVICES	323.94
BRUCE BRAUNECK	EDUCATIONAL/TRAINING SERVICES	800.00
BRYAN C REED	MEDICAL SERVICES	150.00
C JOHNNIE ON THE SPOT	OTHER PROFESSIONAL SERVICES	112.00
CALIBRE PRESS LLC	EDUCATIONAL/TRAINING SERVICES	169.00
CANADIAN WATER WELL INC	OTHER PROFESSIONAL SERVICES	2,011.86
CAPITAL AREA OCCUPATIONAL MEDICINE PLLC	MEDICAL SERVICES	3,417.50
CAREERTRACK INC	EDUCATIONAL/TRAINING SERVICES	616.58
CARTER DESIGN ASSOCIATES INC	ARCHITECTURAL/ENGINEERING SERVICES	8,270.00
CARY A CONAWAY	MEDICAL SERVICES	6,250.00
CENTER FOR AMERICAN INTERNATIONAL LAW	EDUCATIONAL/TRAINING SERVICES	250.00
CENTRAL FLYWATER COUNCIL INC	OTHER PROFESSIONAL SERVICES	47,769.00
CHARLES KOENAN	EDUCATIONAL/TRAINING SERVICES	237.07
CHRIS M DAVIS	MEDICAL SERVICES	116.00
CHRISTOPHER R DIETER	EDUCATIONAL/TRAINING SERVICES	2,418.00
CITY OF BAYTOWN	EDUCATIONAL/TRAINING SERVICES	10,343.00
CITY OF LUBBOCK	EDUCATIONAL/TRAINING SERVICES	260.00
CLASSEN-BUCK SEMINARS INC	EDUCATIONAL/TRAINING SERVICES	125.00
CLEVERBRIDGE AG	OTHER PROFESSIONAL SERVICES	700.00
CLINTON L GAYLER	MEDICAL SERVICES	120.00
COBB FENDLEY & ASSOCIATES	OTHER PROFESSIONAL SERVICES	6,622.85
COMPTROLLER OF PUBLIC ACCOUNTS	EDUCATIONAL/TRAINING SERVICES	503.00
COMPTROLLER OF PUBLIC ACCOUNTS	OTHER PROFESSIONAL SERVICES	164.99
CONSUMERBASE LLC	DATA PROCESSING SERVICES	400.00

Texas Parks and Wildlife Department (802)
Schedule of Professional/Consulting Fees and Legal Service Fees (Continued)
For the fiscal year ended August 31, 2019

NAME	TYPE OF SERVICES RENDERED	AMOUNT
PROFESSIONAL/CONSULTING FEES		
CONTINUING EDUCATION UNIVERSITY LLC	EDUCATIONAL/TRAINING SERVICES	75.00
CONVERGEONE INC	EDUCATIONAL/TRAINING SERVICES	9,975.00
COOPER CONSULTING COMPANY	INFORMATION TECHNOLOGY SERVICES	7,903.43
CORE OCCUPATIONAL MEDICINE	MEDICAL SERVICES	293.00
COURT HOUSE RESEARCH SPECIALISTS INC	OTHER WITNESS FEES	8,880.00
COURT SOLUTIONS LLC	EDUCATIONAL/TRAINING SERVICES	40.00
CP&Y INC	ARCHITECTURAL/ENGINEERING SERVICES	143,432.89
CP&Y INC	OTHER PROFESSIONAL SERVICES	230,076.99
CROCKETT VETERINARY HOSPITAL INC	VETERINARY SERVICES	923.31
CROSS TIMBERS GEOARCHAEOLOGICAL SERVICES	OTHER PROFESSIONAL SERVICES	8,650.00
CTN EDUCATIONAL SERVICES INC	EDUCATIONAL/TRAINING SERVICES	325.00
CYNTHIA SUE BAKER	EDUCATIONAL/TRAINING SERVICES	131.78
DALLAS CALIBRATION SERVICES LLC	OTHER PROFESSIONAL SERVICES	320.00
DAMUTH TAXIDERMY INC	OTHER PROFESSIONAL SERVICES	2,277.50
DATA BANK IMX LLC	DATA PROCESSING SERVICES	19,943.00
DAVID A BUTLER	MEDICAL SERVICES	120.00
DAVID DERR	MEDICAL SERVICES	6,250.00
DAVID L ALFORD	MEDICAL SERVICES	25.00
DAVID R LOYA	EDUCATIONAL/TRAINING SERVICES	345.18
DBE	OTHER PROFESSIONAL SERVICES	48,497.66
DEAN D MARQUARDT	MEDICAL SERVICES	25.00
DEARING VETERINARY CLINIC INC	VETERINARY SERVICES	442.50
DEL MAR COLLEGE DISTRICT	EDUCATIONAL/TRAINING SERVICES	50.00
DEL MAR COLLEGE REGIONAL POLICE ACADEMY	EDUCATIONAL/TRAINING SERVICES	100.00
DEL RIO VETERINARY DIAGNOSTIC HOSPITAL PLLC	VETERINARY SERVICES	1,356.73
DELANEY MEETING & EVENT MANAGEMENT	EDUCATIONAL/TRAINING SERVICES	250.00
DEREK D SANCHEZ	OTHER PROFESSIONAL SERVICES	1,800.00
DEVILS RIVER CONSERVANCY	EDUCATIONAL/TRAINING SERVICES	4,500.00
DON CARTER	EDUCATIONAL/TRAINING SERVICES	268.37
DONALD RAY ALLEN	VETERINARY SERVICES	728.00
DUTCH BAUGHMAN	EDUCATIONAL/TRAINING SERVICES	167.95
DWAYNE H HAVIS	MEDICAL SERVICES	140.00
EASTCREEK DESIGNS LLC	OTHER PROFESSIONAL SERVICES	300.00
ECHO81 LLC	EDUCATIONAL/TRAINING SERVICES	5,250.00
ECOIMPRINT LLC	OTHER PROFESSIONAL SERVICES	221.60
EDWARD J PLANT	EDUCATIONAL/TRAINING SERVICES	240.67
EDWARD SANDERS	OTHER PROFESSIONAL SERVICES	1.00
EKHP CONSULTING LLC	INFORMATION TECHNOLOGY SERVICES	26,720.00
EL PASO COMMUNITY COLLEGE - CASHIER'S OFFICE	EDUCATIONAL/TRAINING SERVICES	292.00
ELAINE GOMEZ	EDUCATIONAL/TRAINING SERVICES	266.62
ENERGY ENGINEERING	ARCHITECTURAL/ENGINEERING SERVICES	67,438.54
ENPROTEC INC/HIBBS AND TODD INC	ARCHITECTURAL/ENGINEERING SERVICES	62,526.56
ENVIRONMENTAL SYSTEMS RESEARCH INSTITUTE INC	DATA PROCESSING SERVICES	13,400.00
EVENTBRITE INC	EDUCATIONAL/TRAINING SERVICES	1,000.00
FARBER INC	VETERINARY SERVICES	129.90
FBI- LEEDA	EDUCATIONAL/TRAINING SERVICES	2,735.00
FEDERAL AVIATION ADMINISTRATION	EDUCATIONAL/TRAINING SERVICES	150.00
FIRESTONE TIRE & SERVICE CENTER	OTHER PROFESSIONAL SERVICES	89.99
FLINT INSPECTION CONSULTING SERVICES INC	CONSULTANT SERVICES/OTHER	50.00
GALTON CUNNINGHAM & BOURGEOIS PLLC	OTHER PROFESSIONAL SERVICES	675.00
GARY TRENT SMITH	OTHER PROFESSIONAL SERVICES	376.26
GCS BACKFLOW SERVICES INC	OTHER PROFESSIONAL SERVICES	150.00
GEO CAM INC	CONSULTANT SERVICES/OTHER	1,919.00
GEOSPATIAL EXPERTS	OTHER PROFESSIONAL SERVICES	1,206.00
GERALD R HAMON	EDUCATIONAL/TRAINING SERVICES	91.48
GILLESPIE VETERINARY CENTER	VETERINARY SERVICES	11.50
GIRL SCOUTS OF CENTRAL TEXAS INC	EDUCATIONAL/TRAINING SERVICES	180.67
GRAEBER SIMMONS & COWAN INC	ARCHITECTURAL/ENGINEERING SERVICES	1,240.35
GREG A PRICE	OTHER PROFESSIONAL SERVICES	1,500.00
GTS TECHNOLOGY SOLUTIONS INC	COMPUTER SERVICES	188.09
GULF COAST VETERINARY SURGERY - AUSTIN II PLLC	VETERINARY SERVICES	112.50
HALFF ASSOCAITES INC	ARCHITECTURAL/ENGINEERING SERVICES	285,612.92
HAMILTON COUNTY HOSPITAL DISTRICT	MEDICAL SERVICES	12,432.00
HANSON RESOURCE MANAGEMENT INC	OTHER WITNESS FEES	66,955.76
HARDIN & ASSOCIATES CONSULTING LLC	EDUCATIONAL/TRAINING SERVICES	650.00
HARRY R E HAMPTON MEMORIAL WILDLIFE FUND INC	EDUCATIONAL/TRAINING SERVICES	203.00
HOGEGYE INC	OTHER PROFESSIONAL SERVICES	107.00
HOLLY J GRAND	EDUCATIONAL/TRAINING SERVICES	5.00
HOLLY ORR	EDUCATIONAL/TRAINING SERVICES	2,165.00
HUIITT - ZOLLARS INC	ARCHITECTURAL/ENGINEERING SERVICES	454,842.17
HUIITT-ZOLLARS INC	ARCHITECTURAL/ENGINEERING SERVICES	67,997.37
ICF JONES & STOKES INC	OTHER WITNESS FEES	132,628.08
INFOJINI INC	INFORMATION TECHNOLOGY SERVICES	182,575.00
INTERNATIONAL CODE COUNCIL	EDUCATIONAL/TRAINING SERVICES	560.00

Texas Parks and Wildlife Department (802)
Schedule of Professional/Consulting Fees and Legal Service Fees (Continued)
For the fiscal year ended August 31, 2019

NAME	TYPE OF SERVICES RENDERED	AMOUNT
PROFESSIONAL/CONSULTING FEES		
INXELERATE SOLUTIONS LLC	EDUCATIONAL/TRAINING SERVICES	29,910.00
INXS EMBROIDERY INC	OTHER PROFESSIONAL SERVICES	132.00
JAIME BEAMAN AIA INC	ARCHITECTURAL/ENGINEERING SERVICES	39,844.67
JAMES HESTER	ARCHITECTURAL/ENGINEERING SERVICES	4,500.00
JAMES J JEFFRIES	OTHER PROFESSIONAL SERVICES	800.00
JAMES MICHAEL MULLENWEG	EDUCATIONAL/TRAINING SERVICES	216.20
JAN FORD MUSTIN PHD PC	MEDICAL SERVICES	590.00
JEFFERSON HOWELL JR	EDUCATIONAL/TRAINING SERVICES	2,000.00
JERE ANDERSON	EDUCATIONAL/TRAINING SERVICES	227.69
JERRY BAND	VETERINARY SERVICES	135.00
JERRY F UNDERBRINK DVM PC	VETERINARY SERVICES	731.98
JERRY L EDDY	OTHER PROFESSIONAL SERVICES	4,950.00
JIMMIE L CAUGHRON	EDUCATIONAL/TRAINING SERVICES	4,200.00
JOH J WALKER III	EDUCATIONAL/TRAINING SERVICES	258.13
JOHN E REID AND ASSOCIATES INC	EDUCATIONAL/TRAINING SERVICES	575.00
JOHN K GILMOUTH	VETERINARY SERVICES	200.00
JOHN M LONG LC	OTHER PROFESSIONAL SERVICES	1,250.00
JOHNATHAN M DUBOIS	OTHER PROFESSIONAL SERVICES	1,562.51
JOHNNY RIOS	MEDICAL SERVICES	400.00
JOSHUA J KOENIG	MEDICAL SERVICES	73.51
JUAN SALAS JR	EDUCATIONAL/TRAINING SERVICES	307.62
KELCEE SMITH	EDUCATIONAL/TRAINING SERVICES	5,456.68
KERS REALTY GROUP LLC	CONSULTANT SERVICES/OTHER	250.00
KIDFISH FOUNDATION INC	EDUCATIONAL/TRAINING SERVICES	4,000.00
KITCHEN TABLE HOLDINGS LLC	OTHER PROFESSIONAL SERVICES	322.00
KLEINFELDER CENTRAL INC	ARCHITECTURAL/ENGINEERING SERVICES	1,201.58
KNIGHT SECURITY SYSTEMS LLC	OTHER PROFESSIONAL SERVICES	(495.50)
KSA ENGINEERS	ARCHITECTURAL/ENGINEERING SERVICES	270,370.20
KSA ENGINEERS	OTHER PROFESSIONAL SERVICES	34,182.45
LAND-MARK PROFESSIONAL SURVEYING INC	OTHER PROFESSIONAL SERVICES	874.00
LANDTECH CONSULTANTS INC	OTHER PROFESSIONAL SERVICES	66,590.05
LEADERSHIP ADVISORY BOARD	EDUCATIONAL/TRAINING SERVICES	75.00
LEARNING TREE INTERNATIONAL USA INC	EDUCATIONAL/TRAINING SERVICES	895.00
LOCKWOOD ANDREWS & NEWNAM INC	ARCHITECTURAL/ENGINEERING SERVICES	193,242.62
LYDIA M REYNOLDS	EDUCATIONAL/TRAINING SERVICES	75.00
MANAGEMENT CONCEPTS INCORPORATED	EDUCATIONAL/TRAINING SERVICES	829.00
MANGEMENT CONCEPTS INC	EDUCATIONAL/TRAINING SERVICES	190.00
MARGARET LEARY DVM PC	VETERINARY SERVICES	4,492.15
MARIMON BUSINESS SYSTEMS INC	OTHER PROFESSIONAL SERVICES	275.00
MARK H DENTON	EDUCATIONAL/TRAINING SERVICES	300.00
MARK LANGE	OTHER PROFESSIONAL SERVICES	780.00
MARTIN J KELLY III	MEDICAL SERVICES	150.00
MASON COUNTY	MEDICAL SERVICES	50.00
MCCOY COLLABORATIVE PRESERVATION ARCHITECTURE PLLC	ARCHITECTURAL/ENGINEERING SERVICES	12,393.05
MEDIC FIRST AID INTERNATIONAL	EDUCATIONAL/TRAINING SERVICES	355.14
MEJIA INDUSTRIAL SUPPLY COMPANY	OTHER PROFESSIONAL SERVICES	650.00
MICHAEL G CORNETT	EDUCATIONAL/TRAINING SERVICES	247.21
MICHAEL G SABBETH	EDUCATIONAL/TRAINING SERVICES	1,200.00
MICHAEL SCHERER	EDUCATIONAL/TRAINING SERVICES	247.71
MID COUNTY PLUMBING LLC	OTHER PROFESSIONAL SERVICES	200.00
MID TEXAS VETERINARY ASSOCIATES PC	VETERINARY SERVICES	2,999.80
NATHAN SHANNON	OTHER PROFESSIONAL SERVICES	1,947.09
NATIONAL ASSOCIATION FOR INTERPRETATION	EDUCATIONAL/TRAINING SERVICES	835.00
NATIONAL REGISTR OF EMERGENCY MEDICAL TECH INC	EDUCATIONAL/TRAINING SERVICES	125.00
NEOS CONSULTING GROUP LLC	INFORMATION TECHNOLOGY SERVICES	13,203.46
NEUBUS INC	DATA PROCESSING SERVICES	24,015.40
NEWTRON BEAUMONT LLC	OTHER PROFESSIONAL SERVICES	92.50
NF CONSULTING SERVICES	INFORMATION TECHNOLOGY SERVICES	19,430.00
NORMAN T MOORE	EDUCATIONAL/TRAINING SERVICES	243.27
NORTH CENTRAL TEXAS COUNCIL OF GOVERNMENTS	EDUCATIONAL/TRAINING SERVICES	575.00
NORTH CENTRAL TEXAS REGIONAL SCHOOL	EDUCATIONAL/TRAINING SERVICES	275.00
OCCUPATIONAL HEALTH CENTERS OF THE SOUTHWEST PA	MEDICAL SERVICES	4,419.00
OFFICER SURVIVAL SOLUTIONS	EDUCATIONAL/TRAINING SERVICES	35.00
OK CONCRETE COMPANY	OTHER PROFESSIONAL SERVICES	490.50
ONALISE R HILL	MEDICAL SERVICES	25.00
OPERATIONAL SUPPORT SERVICES INC	EDUCATIONAL/TRAINING SERVICES	500.00
ORACLE AMERICA INC	EDUCATIONAL/TRAINING SERVICES	3,448.42
OVERHEAD DOOR CO OF WICHITA FALLS	OTHER PROFESSIONAL SERVICES	760.00
PADI AMERICAS	EDUCATIONAL/TRAINING SERVICES	190.00
PALACIOS AUTO & TOWING	OTHER PROFESSIONAL SERVICES	203.00
PAUL WALKER	EDUCATIONAL/TRAINING SERVICES	46.31
PDG ARCHITECTS	ARCHITECTURAL/ENGINEERING SERVICES	343,950.51
PEDERNALES VETERINARY CENTER LLC	VETERINARY SERVICES	1,014.25
PEDIGO STAFFING SERVICES LLC	INFORMATION TECHNOLOGY SERVICES	1,680.00

Texas Parks and Wildlife Department (802)
Schedule of Professional/Consulting Fees and Legal Service Fees (Continued)
For the fiscal year ended August 31, 2019

NAME	TYPE OF SERVICES RENDERED	AMOUNT
PROFESSIONAL/CONSULTING FEES		
PESTNETWORK COM INC	EDUCATIONAL/TRAINING SERVICES	75.00
PNEU-DART INC	VETERINARY SERVICES	169.19
POT O GOLD RENTAS LLC	OTHER PROFESSIONAL SERVICES	480.00
PRECISION TASK GROUP INC	EDUCATIONAL/TRAINING SERVICES	12,500.00
PROFESSIONAL SERVICE INDUSTRIES INC	ARCHITECTURAL/ENGINEERING SERVICES	81,910.56
PROFESSIONAL SERVICE INDUSTRIES INC	OTHER PROFESSIONAL SERVICES	650.00
PROFILES INTERNATIONAL INC	EDUCATIONAL/TRAINING SERVICES	4,485.00
PROTECTION ONE ALARM MONITORING INC	OTHER PROFESSIONAL SERVICES	857.00
PSI SERVICES LLC	EDUCATIONAL/TRAINING SERVICES	450.00
QUATERNARY RESOURCE INVESTIGATIONS LLC	ARCHITECTURAL/ENGINEERING SERVICES	7,031.26
QUATERNARY RESOURCE INVESTIGATIONS LLC	OTHER PROFESSIONAL SERVICES	2,218.28
QUIMBY MCCOY PRESERVATION ARCHITECTURE LLP	ARCHITECTURAL/ENGINEERING SERVICES	25,110.67
RABA-KISTNER CONSULTANTS INC	ARCHITECTURAL/ENGINEERING SERVICES	8,765.30
RACHEL ANDERSON	CONSULTANT SERVICES/OTHER	700.00
RAFAEL SAENZ JR	CONSULTANT SERVICES/OTHER	85.00
RALPH TIMS	EDUCATIONAL/TRAINING SERVICES	325.00
RANDALL MAXWELL	OTHER PROFESSIONAL SERVICES	4,998.40
RANDELL L ATKINS	OTHER PROFESSIONAL SERVICES	565.00
REBECCA MISAYE KROGMAN	EDUCATIONAL/TRAINING SERVICES	548.44
RECREATION EQUIPMENT INC	INFORMATION TECHNOLOGY SERVICES	1,079.78
REGION XI EDUCATION SERVICE CENTER	EDUCATIONAL/TRAINING SERVICES	4,000.00
RIDER FAMILY SERVICES LLC	EDUCATIONAL/TRAINING SERVICES	5,250.00
ROBERT D HANCOCK	MEDICAL SERVICES	125.00
ROBERT WALDRON PC	VETERINARY SERVICES	559.46
RONALD C CARTER	EDUCATIONAL/TRAINING SERVICES	485.00
RONALD D HICKS	MEDICAL SERVICES	25.00
RUDOLPH ROSEN	OTHER PROFESSIONAL SERVICES	4,900.00
SAFARILAND LLC	EDUCATIONAL/TRAINING SERVICES	895.00
SCHAUMBURG & POLK INC	OTHER PROFESSIONAL SERVICES	6,784.20
SHERILYN GOLDMAN	EDUCATIONAL/TRAINING SERVICES	150.00
SHOPPAS FARM SUPPLY	OTHER PROFESSIONAL SERVICES	268.40
SHRED-IT USA	OTHER PROFESSIONAL SERVICES	458.27
SILSBEE FORD INC	OTHER PROFESSIONAL SERVICES	560.00
SIRON VENTURES INC	OTHER PROFESSIONAL SERVICES	289.00
SKILLPATH INC	EDUCATIONAL/TRAINING SERVICES	149.00
SKINNER'S DRILLING & WELL SERVICE LLC	OTHER PROFESSIONAL SERVICES	2,690.00
SKINNY CAT SOFTWARE LLC	DATA PROCESSING SERVICES	90,815.00
SOUTHEASTERN ASSOC OF FISH AND WILDLIFE AGENCIES	CONSULTANT SERVICES/OTHER	5,000.00
SOUTHEASTERN ASSOC OF FISH AND WILDLIFE AGENCIES	EDUCATIONAL/TRAINING SERVICES	10,000.00
SPECIALIZED SAFETY TRAINING INC	EDUCATIONAL/TRAINING SERVICES	450.00
SPECIALTY VEHICLE INSTITUTE OF AMERICA	EDUCATIONAL/TRAINING SERVICES	10,250.00
STANLEY D SMOOTE PHD	MEDICAL SERVICES	425.00
STATE AUDITOR'S OFFICE	FINANCIAL AND ACCOUNTING SERVICE	7,028.63
STATE PARK SUPPLIES LLC	OTHER PROFESSIONAL SERVICES	1,540.00
STATEWIDE PROCUREMENTS	EDUCATIONAL/TRAINING SERVICES	75.00
STEEP HOLLOW PET LODGE	VETERINARY SERVICES	970.00
STEPHANIE GUILLERY BERRY	EDUCATIONAL/TRAINING SERVICES	322.90
STEPHEN SHEPARD	ARCHITECTURAL/ENGINEERING SERVICES	400.00
STEVEN CLEGG INC	OTHER PROFESSIONAL SERVICES	12,000.00
STEVEN COLBURN	EDUCATIONAL/TRAINING SERVICES	684.62
SUBMERSIBLE PUMP SPECIALISTS LLC	OTHER PROFESSIONAL SERVICES	5,247.48
SUN COAST RESOURCES	EDUCATIONAL/TRAINING SERVICES	235.00
SUNCOAST LEARNING SYSTEMS INC	EDUCATIONAL/TRAINING SERVICES	530.00
SURVEYING AND MAPPING INC	ARCHITECTURAL/ENGINEERING SERVICES	12,872.50
SWA GROUP INC	ARCHITECTURAL/ENGINEERING SERVICES	387,892.20
TAB COOPER & ASSOCIATES LLC	EDUCATIONAL/TRAINING SERVICES	996.00
TEKSYSTEMS INC	INFORMATION TECHNOLOGY SERVICES	358,753.76
TERRACON CONSULTANTS	ARCHITECTURAL/ENGINEERING SERVICES	47,116.74
TEXAS A&M AGRILIFE RESEARCH	VETERINARY SERVICES	2,070.00
TEXAS A&M ENGINEERING EXTENSION SERVICE	EDUCATIONAL/TRAINING SERVICES	745.00
TEXAS AGRILIFE EXTENSION SERVICE	EDUCATIONAL/TRAINING SERVICES	1,200.00
TEXAS AGRILIFE EXTENSION SERVICE	VETERINARY SERVICES	520.00
TEXAS AGRILIFE RESEARCH	VETERINARY SERVICES	3,060.00
TEXAS ARCHEOLOGICAL SOCIETY	EDUCATIONAL/TRAINING SERVICES	600.00
TEXAS CHAPTER OF THE WILDLIFE SOCIETY	EDUCATIONAL/TRAINING SERVICES	1,560.00
TEXAS COMPTROLLER OF PUBLIC ACCOUNTS	OTHER PROFESSIONAL SERVICES	12,773.25
TEXAS CREDIT CARD PROCUREMENT PROGRAM	CONSULTANT SERVICES/OTHER	258.75
TEXAS CREDIT CARD PROCUREMENT PROGRAM	EDUCATIONAL/TRAINING SERVICES	669.00
TEXAS CREDIT CARD PROCUREMENT PROGRAM	VETERINARY SERVICES	259.07
TEXAS DEPARTMENT OF CRIMINAL JUSTICE	OTHER PROFESSIONAL SERVICES	300.00
TEXAS DEPARTMENT OF PUBLIC SAFETY	EDUCATIONAL/TRAINING SERVICES	16.62
TEXAS DEPARTMENT OF TRANSPORTATION	ARCHITECTURAL/ENGINEERING SERVICES	670,000.00
TEXAS DEPT OF AGRICULTURE	EDUCATIONAL/TRAINING SERVICES	75.00
TEXAS DEPT OF INFORMATION RESOURCES	COMPUTER SERVICES	4,983,122.27

Texas Parks and Wildlife Department (802)
Schedule of Aircraft Operation
 For the fiscal year ended August 31, 2019

AIRCRAFT COSTS

Year Model Serial Number FAA Registration Number	1984 CESSNA U206G U20606822 6610R	2009 CESSNA T206H T20608939 52854	2014 AIRBUS AS350B3 7823 350PW	TOTALS
Direct Operating Costs				
Fuels and Lubricants	-	27,169.02	59,960.85	87,129.87
Maintenance and Repair	-	45,611.48	139,564.06	185,175.54
Fixed Costs				
Insurance Premiums	1,388.00	1,397.00	38,071.00	40,856.00
Rental of Space	3,850.00	3,900.00	4,400.00	12,150.00
Miscellaneous Operating	-	-	-	-
Total Costs	5,238.00	78,077.50	241,995.91	325,311.41

MISCELLANEOUS COSTS

Aircraft Rental or Lease	631,205.24
Salaries and Fringe Benefits	474,385.14
Subscriptions/Periodicals/Information Service	8,103.00
Registration Fees - Employee Training	28,625.95
Other Overhead Costs	6,593.74

UNMANNED AIRCRAFT COSTS

Division	Make/Model	Serial Number	FAA Registration Number	Operating Costs
LAW ENFORCEMENT	DJI MAVIC 2 ZOOM	0M6DF8U001083F	FA3MC9CMFY	1,008.39
LAW ENFORCEMENT	DJI MAVIC 2 ZOOM	0M6DF8Q0015E60	FA3MC9FHKP	1,004.39
LAW ENFORCEMENT	DJI MAVIC 2 ZOOM	0M6DF8Q001B901	FA3MC9KCMF	1,008.39
LAW ENFORCEMENT	DJI MAVIC 2 ZOOM	0M6DF8Q001Y8U8	FA3MC9M7P4	1,033.39
LAW ENFORCEMENT	DJI MAVIC 2 ZOOM	0M6DF8G001N2SB	FA3MC99RCA	1,003.39
LAW ENFORCEMENT	DJI MAVIC 2 ENTERPRISE ZOOM	276DFBC001M710	FA3NAKF7R9	418.14
LAW ENFORCEMENT	DJI MAVIC 2 ENTERPRISE ZOOM	276DFB5001ZLGH	FA3NAKHYW3	418.14
LAW ENFORCEMENT	DJI MAVIC 2 ENTERPRISE DUAL	298DG2N001CNZC	FA39L7NAL4	418.14
LAW ENFORCEMENT	DJI MAVIC 2 ENTERPRISE ZOOM	276DFAJ0019640	FA39L7R4NT	418.14
LAW ENFORCEMENT	DJI MAVIC 2 ENTERPRISE ZOOM	276DFAP001LKXK	FA39L7TXRN	418.14
LAW ENFORCEMENT	DJI PHANTOM 4 PRO V2	11UCF540A30128	FA3K3H43RL	212.38
LAW ENFORCEMENT	DJI MAVIC 2 ENTERPRISE ZOOM	276DFAP00115P1	FA3EHXMLXH	252.36
LAW ENFORCEMENT	DJI MAVIC 2 ENTERPRISE ZOOM	276DFBC001PZ40	FA3EHXKPTR	212.38
LAW ENFORCEMENT	DJI MAVIC 2 ZOOM	0M6DF7300197C8	FA3KWAP7MX	110.96
LAW ENFORCEMENT	DJI MAVIC AIR	OK1DF431AD1038	FA3KWAMCKA	70.98
LAW ENFORCEMENT	DJI ENTERPRISE 2 ZOOM	276DFB5001K678	FA3TNMTHAX	70.67
LAW ENFORCEMENT	DJI ENTERPRISE 2 ZOOM	276DFBC0012EQ1	FA3TNMMR3H	464.43
LAW ENFORCEMENT	DJI ENTERPRISE 2 ZOOM	276DFAK001S41M	FA3TNMMP79	443.88
LAW ENFORCEMENT	DJI ENTERPRISE 2 ZOOM	276DFAP001P735	FA3HM3TKYK	443.88
LAW ENFORCEMENT	DJI MAVIC 2 ZOOM	0M6DF7D001GU14	FA3ECCEAEK	545.34
LAW ENFORCEMENT	DJI MAVIC 2 ZOOM	0M6DF73001L487	FA3ECCH4HA	545.34
LAW ENFORCEMENT	DJI MAVIC 2 ZOOM	0M6DF79001F9LD	FA3ECKXL3	545.34

Texas Parks and Wildlife Department (802)
Schedule of Aircraft Operation (Concluded)
For the fiscal year ended August 31, 2019

UNMANNED AIRCRAFT COSTS

Division	Make/Model	Serial Number	FAA Registration Number	Operating Costs
LAW ENFORCEMENT	DJI MAVIC 2 ZOOM	0M6DG4900167Z2	FA3TNTX3N3	545.34
LAW ENFORCEMENT	DJI MAVIC 2 ZOOM	0M6DG490016GXP	FA3TNTYWRW	545.34
LAW ENFORCEMENT	DJI MAVIC 2 ZOOM	0M6DG490011JJ8	FA3TNW4PWW	545.34
LAW ENFORCEMENT	DJI PHANTOM 4 PRO 2	11UCF570A30019	FA3P4RNWTR	5.00
LAW ENFORCEMENT	DJI MATRICE 210	0G0DF650230187	FA3KT7794F	950.00
LAW ENFORCEMENT	DJI MAVIC AIR	0K1CFAJ3AH6K71	FA3HM4WR7P	5.00
LAW ENFORCEMENT	DJI MAVIC AIR	0K1CFBE3AH72QN	FA3HM4RX3Y	5.00
LAW ENFORCEMENT	DJI MAVIC AIR	0K1DF4H2ADTF91	FA34TCNCR3	5.00
LAW ENFORCEMENT	DJI MAVIC AIR	0K1DF3C2BD4MFR	FA34TCXW4E	5.00
LAW ENFORCEMENT	DJI MAVIC AIR	0K1DF4H2ADGM8L	FA34TCLHNC	5.00
LAW ENFORCEMENT	DJI MAVIC AIR	0K1CF553AE0N4Y	FA34TCTYYM	5.00
LAW ENFORCEMENT	DJI MAVIC AIR	0K1DF4H2BDQ299	FA34TCR7WR	5.00
LAW ENFORCEMENT	DJI MATRICE 210	0G0DF180230009	FA3A3PRHRP	5.00
LAW ENFORCEMENT	DJI INSPIRE 2	0A0LDBW00300CX	FA34TAYLWY	307.00
LAW ENFORCEMENT	DJI MAVIC 2 ZOOM	0M6DF8N001X02D	FA3MWWKAXK3	-
LAW ENFORCEMENT	DJI MAVIC AIR	0K1DF2L3ADC5JT	FA3NRY3WTK	5.00
LAW ENFORCEMENT	DJI MAVIC 2 ZOOM	0M6DF9H001NR9T	FA3KN7RYHW	274.98
LAW ENFORCEMENT	DJI MAVIC 2 ZOOM	0M6DF6U001M57M	FA3HXWCNLP	27.99
LAW ENFORCEMENT	DJI MAVIC 2 ZOOM	0M6DF88001P2VN	FA3K3H7WWF	27.99
LAW ENFORCEMENT	DJI MAVIC 2 ZOOM	0M6DF6T0015E4P	FA3K4AMNMA	27.99
LAW ENFORCEMENT	DJI MAVIC 2 ZOOM	0M6DG3D00143PM	FA3M473LE7	27.99
LAW ENFORCEMENT	DJI MAVIC 2 ZOOM	0M6DF6U00189X8	FA3MXWCWWP	27.99
LAW ENFORCEMENT	DJI MAVIC 2 ENTERPRISE DUAL	298DG4U0010D33	FA3LY4F34P	27.99
STATE PARKS	ATLAS 1 QUADCOPTER	AA13100	763PT	-
STATE PARKS	DRONE GOPRO KARMA	E5112324587498	FA39WEXHC9	-
STATE PARKS	UAV PHANTOM III	P76DGG18067438	Pending	-
STATE PARKS	DRONE DJI MAVIC 2 ZOOM	0M6DF6T001KV2F	FA39LYFEK	1,036.63
STATE PARKS	UAV DRONE DJI MAVIC 2 ZOOM	0M6DFAH001MPGW	FA3KA7XYKE	305.92
STATE PARKS	UAV DRONE DJI MAVIC 2 ZOOM	0M6DFAH001R190	FA3NRY3PN	925.92
STATE PARKS	UAV DRONE MAVIC 2 ENTERPRISE	276DFAJ0017VVP	FA37EKEFRE	379.00
STATE PARKS	UAV DRONE MAVIC 2 ENTERPRISE	276DFAJ001JH4N	FA37EK3WH9	379.00
STATE PARKS	UAV DRONE MAVIC 2 ENTERPRISE	276DFAK001FH8M	FA37EK7PLW	742.00
STATE PARKS	UAV DRONE MAVIC 2 ENTERPRISE	276DFAP001US01	FA37EKALNM	379.00
COMMUNICATIONS	DJI PHANTOM 4 PRO	0AXCE6G0A31401	FA3XT3LF9R	-
COMMUNICATIONS	DJI PHANTOM 4	07DDD4N0B10526	FA3NRLECHN	-
COMMUNICATIONS	DJI PHANTOM 4	079JE3F0C10198	FA3CTMTMRW	112.83
COASTAL FISHERIES	3D ROBOTICS SOLO	S111A5501851	270TX	-
COASTAL FISHERIES	DJI PHANTOM 3 ADVANCED	CH052327326497	778PT	-
COASTAL FISHERIES	TYPHOON Q500 4K	YU15230378B04B01	780CX	22.02
WILDLIFE	DJI PHANTOM 3 PROFESSION	P76DCG20017176	731KT	-
WILDLIFE	DJI PHANTOM 2	BE132153166888	769QT	-
WILDLIFE	EBEE+	EP0112722	FA3MRXNTLW	3,673.63
WILDLIFE	DJI MATRICE 200	0FZDF6M0P20169	FA3W39HKF3	1,220.17
INLAND FISHERIES	DJI PHANTOM 4 PRO+ V2.0	11UCF7X0A50023	Unregistered	-
INLAND FISHERIES	DJI PHANTOM 4 PRO+ V2.0	11UCF7P0A51120	Unregistered	-
INLAND FISHERIES	SENSEFLY EBEE SQ	ES0108883	FA3PPXH7K9	7,755.98
			Total Costs	31,384.63

Texas Parks and Wildlife Department (802)
Schedule of Aircraft Operation
 For the fiscal year ended August 31, 2019

AIRCRAFT TRAVEL LOG

Flight Date	Aircraft	PIC	Mission Code	Mission Type	Total Time	Departure	Legs	Arrival	Passengers
9/4/2018	N350PW	Reed, Bryan	LE.BS1 ASSIST AGENCIES-A	Public Relations	0.8	Austin	Thorndale	Austin	
9/13/2018	N350PW	Gayler, Clint	LE.AIR TRAINING INST-A	Training - Internal	0.7	Austin		Austin	
9/18/2018	N350PW	Rose, Brandon	LE.AIR WILDLIFE ENF-A	Law Enforcement - PW Code	2.4	Austin	Gonzales-Gonzales	Austin	DUSTIN BALFANZ MATT ATKINSON LYNN WILBURN
9/19/2018	N350PW	Rose, Brandon	LE.AIR ASSIST AGENCIES-A	Law Enforcement - Assist Other Agency	0.1	Austin Executive		Austin Executive	
9/19/2018	N350PW	Gayler, Clint	LE.AIR WILDLIFE ENF-A	Law Enforcement - PW Code	1.2	Burnet		Burnet	NICK GRANELLI BRAXTON HARRIS PATRICK MERRIMAN JAMES ADCOCK
9/19/2018	N350PW	Rose, Brandon	LE.AIR TRAINING STUD-A	Training - Internal	1.5	Austin	Austin Executive-Austin Executive	Austin	
9/19/2018	N350PW	Gayler, Clint	LE.AIR WILDLIFE ENF-A	Law Enforcement - PW Code	1.8	Burnet	San Marcos-San Marcos	Austin	NICK GRANELLI BRAXTON HARRIS PATRICK MERRIMAN JAMES ADCOCK
9/19/2018	N350PW	Gayler, Clint	LE.AIR WILDLIFE ENF-A	Law Enforcement - PW Code	2.3	Austin	Burnet	Burnet	BRAXTON HARRIS PATRICK MERRIMAN JAMES ADCOCK
9/21/2018	N350PW	Rose, Brandon	LE.AIR WILDLIFE ENF-A	Law Enforcement - PW Code	2.4	Austin	Rockdale-Rockdale	Austin	BRAXTON HARRIS PATRICK MERRIMAN JAMES ADCOCK
9/23/2018	N350PW	Gayler, Clint	LE.AIR TRAINING INST-A	Training - Internal	1.1	San Marcos	La Grange-Smithville	Austin	DEREK RENNISPIES CHRIS WHITE
9/23/2018	N350PW	Gayler, Clint	LE.AIR WILDLIFE ENF-A	Law Enforcement - PW Code	2	Austin		San Marcos	
9/25/2018	N52854	Reed, Bryan	LE.AIR INLAN FSH FLIGHT-A	Photo Non-LE	4	Austin	Jasper-Conroe	Austin	
9/27/2018	N52854	Havis, Dwayne	LE.AIR TRANSPORT-A	Executive Transport	3.3	Austin	Jasper	Austin	
9/28/2018	N52854	Rose, Brandon	LE.AIR TRAINING INST-L	Training - Internal	5.8	Austin	Ballinger-Dalhart-Lubbock	Dalhart	CARTER SMITH CLAYTON WOLF R.R.SCOT
9/29/2018	N52854	Rose, Brandon	LE.AIR PRONGHORN REG-A	Law Enforcement - PW Code	4.6	Dalhart		Dalhart	SHANE LEWIS
9/30/2018	N52854	Rose, Brandon	LE.AIR PRONGHORN REG-A	Law Enforcement - PW Code	6.3	Dalhart	Dalhart	Austin	MATT MARSHALL
10/3/2018	N52854	Gayler, Clint	LE.AIR INLAN FSH FLIGHT-A	Environmental	7	Austin	Jasper-Jasper	Austin	MATT MARSHALL
10/4/2018	N52854	Havis, Dwayne	LE.AIR GAME BIRD/ANIMAL-A	Law Enforcement - PW Code	5.8	Austin	Abilene-Abilene-Abilene	Abilene	DAN ASH THOMAS DECKER JAKE MOR KYLE NEVINS KEVIN BLACKMAN JAKE SIMMERING
10/5/2018	N52854	Havis, Dwayne	LE.AIR GAME BIRD/ANIMAL-A	Law Enforcement - PW Code	6	Abilene	Haskell-Haskell-Vernon-Vernon	Austin	DUSTIN FAVOR CLAY ARMSTRONG DYKE MC MAHAN
10/10/2018	N350PW	Gayler, Clint	LE.AIR MAINT AIRCRAFT-L	Maintenance	0.5	Austin	Austin	Austin	
10/10/2018	N350PW	Gayler, Clint	LE.AIR TRAINING INST-A	Training - Internal	1.3	Junction	San Marcos-Lockhart	Austin	
10/10/2018	N350PW	Gayler, Clint	LE.AIR HELI SEARCH RESC-A	Search and Rescue	3.7	Austin	Junction-Junction	Junction	COURTNEY CANTU RACHEL KELLIN CARTER BALL
10/11/2018	N52854	Havis, Dwayne	LE.AIR MEETING-L	Executive Transport	2.5	Austin	Houston	Austin	COURTNEY CANTU RACHEL KELLIN CARTER BALL
10/11/2018	N350PW	Reed, Bryan	LE.AIR HELI SEARCH RESC-A	Search and Rescue	6.7	Austin	Junction-Junction	Austin	CARTER SMITH
10/12/2018	N350PW	Rose, Brandon	LE.AIR ASSIST AGENCIES-A	Environmental	3.7	Austin	Granbury-Granbury	Austin	JEFF CARTER QUINN JONES
10/12/2018	N52854	Havis, Dwayne	LE.ENF WILDLIFE ENF-A	Surveillance	5.3	Austin	Jasper	Jasper	TROY WEATHERHEAD MICHAEL SESSIONS
10/13/2018	N52854	Havis, Dwayne	LE.ENF WILDLIFE ENF-A	Surveillance	0.8	Jasper		Jasper	JUSTIN EDDINS

**Texas Parks and Wildlife Department (802)
Schedule of Aircraft Operation (Continued)**
For the fiscal year ended August 31, 2019

AIRCRAFT TRAVEL LOG

10/14/2018	N52854	Havis, Dwayne	LE.AIR WILDLIFE ENF-A	Patrol	1.9	Jasper		Austin	JUSTIN EDDINS
10/16/2018	N350PW	Gayler, Clint	LE.DIS DISASTER RESPONSA	Search and Rescue	2.7	Austin	Burnet-Marble Falls-Marble Falls	Austin	
10/17/2018	N350PW	Rose, Brandon	LE.AIR HELI SEARCH RESC-A	Search and Rescue	0.3	Austin		Austin	
10/20/2018	N350PW	Reed, Bryan	LE.AIR GENERAL IE-L	Public Relations	1.8	Austin	San Angelo	San Angelo	
10/20/2018	N350PW	Reed, Bryan	LE.AIR WILDLIFE ENF-A	Law Enforcement - PW Code	2.9	San Angelo	San Angelo	Austin	DAVID HOPKINS
10/23/2018	N350PW	Gayler, Clint	LE.AIR TRAINING INST-A	Training - Internal	2.2	Austin		Austin	DAVID HOPKINS
10/29/2018	N52854	Havis, Dwayne	LE.AIR WILDLIFE ENF-A	Patrol	7.9	Austin	Stephenville-Stephenville-Breckenridge-Goldwaith-Goldwaith	Austin	KIRK HORNSBY MICHAEL HEMMART CLIF WESTBROOK VANCE FLOWERS
10/30/2018	N350PW	Havis, Dwayne	LE.AIR ASSIST AGENCIES-A	Law Enforcement - Assist Other Agency	2.8	Austin	Marlin-Marlin	Austin	
11/6/2018	N52854	Rose, Brandon	LE.AIR WILDLIFE ENF-A	Law Enforcement - PW Code	6.6	Austin	Mineral Wells-Mineral Wells-Bridgeport-Bridgeport	Austin	JASON CAMBELL FALLS CO. SHERRIFF AMELIA SPRINGER CLARK GULSBY TJ TWEEDLE DAVID PELLIZZARI
11/7/2018	N52854	Rose, Brandon	LE.AIR WILDLIFE ENF-A	Law Enforcement - PW Code	5.4	Austin	Wichita Falls-Wichita falls	Austin	
11/14/2018	N350PW	Rose, Brandon	LE.AIR ASSIST AGENCIES-A	Law Enforcement - Assist Other Agency	4.1	Austin	Spring-Spring	Austin	RICHARD KEY DILLAN CONLEY CHRISTIAN EUBANKS TREY THUMANN NICOLE MORRIS
11/15/2018	N52854	Gayler, Clint	LE.AIR MAINT AIRCRAFT-L	Maintenance	0.7	Austin		Austin	
11/16/2018	N52854	Gayler, Clint	LE.AIR WILDLIFE ENF-A	Law Enforcement - PW Code	2.5	Austin		Levelland	JOE COMEAUX
11/17/2018	N350PW	Rose, Brandon	LE.AIR TRAINING STUD-A	Training - Internal	1.5	Austin	Giddings-La Grange-Smithville-Lockhart-Luling	Austin	
11/17/2018	N52854	Gayler, Clint	LE.AIR WILDLIFE ENF-A	Law Enforcement - PW Code	7.4	Levelland	Levelland	Levelland	
11/18/2018	N52854	Gayler, Clint	LE.AIR WILDLIFE ENF-A	Law Enforcement - PW Code	5.8	Levelland	Levelland	Austin	AARON SIMS
11/19/2018	N350PW	Reed, Bryan	LE.AIR DIS TRAINING INSA	Training - Internal	1.5	Austin	New Braunfels-San Marcos-Luling-Lockhart-Smithville	Austin	AARON SIMS
11/20/2018	N350PW	Havis, Dwayne	LE.AIR TRAINING INST-A	Training - Internal	2	Austin	Austin Executive-Smithville-Giddings-La Grange-Luling-New Braunfels-San Marcos	Lockhart	
11/29/2018	N350PW	Rose, Brandon	LE.AIR TRAINING STUD-A	Training - Internal	0.5	Austin		Austin	
12/1/2018	N52854	Rose, Brandon	LE.AIR WILDLIFE ENF-A	Law Enforcement - PW Code	6.9	Austin	Center-Center	Austin	
12/2/2018	N52854	Havis, Dwayne	LE.AIR WILDLIFE ENF-A	Law Enforcement - PW Code	6.6	Austin	Center-Center	Austin	DOUGLAS WILLIAMS
12/5/2018	N350PW	Rose, Brandon	LE.AIR WILDLIFE ENF-A	Law Enforcement - PW Code	3	Austin	Columbus-Columbus-columbus	Austin	MIKE HANSON
12/9/2018	N350PW	Havis, Dwayne	LE.AIR OTHER PW CODE-A	Law Enforcement - PW Code	0.7	Austin		Victoria	JOHN KOHLEFFEL CHRIS BIRD
12/10/2018	N350PW	Havis, Dwayne	LE.AIR OTHER PW CODE-A	Law Enforcement - PW Code	3	Victoria		Port Lavaca	
12/10/2018	N350PW	Havis, Dwayne	LE.AIR ASSIST AGENCIES-A	Law Enforcement - Assist Other Agency	4.6	Austin	Tomball-Tomball	Austin	
12/14/2018	N350PW	Reed, Bryan	LE.AIR INLAN FSH FLIGHT-A	Environmental	4.1	Austin	San Marcos-Llano-Llano	Austin	J.BUCKNER T. THUMANN C. EBCNKS

**Texas Parks and Wildlife Department (802)
Schedule of Aircraft Operation (Continued)**
For the fiscal year ended August 31, 2019

AIRCRAFT TRAVEL LOG										
12/15/2018	N52854	Rose, Brandon	LE-AIR WILDLIFE ENF-A	Law Enforcement - PW Code	5	Austin	Georgetown-Cameron-Georgetown	Austin	RYAN MCGILLICUDDY JOHN BOTROS TYSON BROAD	
12/17/2018	N52854	Reed, Bryan	LE-AIR MIGRAT GAME BIRD-A	Wildlife Survey	6.6	Austin	Beaumont-Beaumont	Wharton	SCOTT JURK	
12/18/2018	N52854	Reed, Bryan	LE-AIR MIGRAT GAME BIRD-A	Wildlife Survey	2.3	Wharton	Wharton	Austin	STEPHEN MCDOWELL BEN DUPLCHAIN	
12/20/2018	N350PW	Gayler, Clint	LE-AIR TRAINING INST-A	Training - Internal	1.3	Austin	Austin Executive-Giddings-Smithville-Luling-Lockhart	Austin	STEPHEN MCDOWELL OWEN BEST	
12/21/2018	N52854	Gayler, Clint	LE-AIR WILDLIFE ENF-A	Law Enforcement - PW Code	5.8	Austin	Crockett-Jacksonville-Crockett	Austin		
12/22/2018	N52854	Havis, Dwayne	LE-AIR GAME BIRD/ANIMAL-A	Law Enforcement - PW Code	5.4	Austin	Mexia-Mexia	Austin	MARK ANDERSON BRANDON MOSELEY	
12/28/2018	N52854	Rose, Brandon	LE-AIR WILDLIFE ENF-A	Law Enforcement - PW Code	5.2	Austin	Waco-Waco-Temple	Austin	MARK ANDERSON	
1/3/2019	N52854	Rose, Brandon	LE-AIR MAINT AIRCRAFT-L	Maintenance	0.4	Austin		Georgetown	JASON CAMBELL	
1/7/2019	N52854	Havis, Dwayne	LE-AIR MIGRAT GAME BIRD-A	Wildlife Survey	6.9	Georgetown	Lake Jackson-Victoria	Lake Jackson	STEPHEN MCDOWELL BEN DUPLCHAIN ERNEST LOVE	
1/8/2019	N350PW	Gayler, Clint	LE-AIR TRAINING INST-A	Patrol	1	Austin		Austin		
1/8/2019	N52854	Havis, Dwayne	LE-AIR MIGRAT GAME BIRD-A	Wildlife Survey	7.4	Lake Jackson	Corpus Christi	Lake Jackson	STEPHEN MCDOWELL BEN DUPLCHAIN ERNEST LOVE	
1/9/2019	N52854	Havis, Dwayne	LE-AIR GAME BIRD/ANIMAL-A	Wildlife Survey	5.5	Lake Jackson	Tomball-Lake Jackson	Georgetown	STEPHEN MCDOWELL BEN DUPLCHAIN ERNEST LOVE	
1/10/2019	N350PW	Rose, Brandon	LE-AIR TRAINING STUD-A	Training - Internal	2	Austin	San antonio-Austin-Giddings-La grange-Smithville-Luling Lockhart	Austin	STEPHEN MCDOWELL BEN DUPLCHAIN ERNEST LOVE	
1/14/2019	N52854	Reed, Bryan	LE-AIR MAINT AIRCRAFT-L	Maintenance	1	Georgetown		Austin		
1/14/2019	N350PW	Havis, Dwayne	LE-AIR OTHER PW CODE-A	Law Enforcement - PW Code	4.9	Austin	Victoria-Victoria	San Antonio	JAMES ROBERTS	
1/28/2019	N350PW	Gayler, Clint	LE-AIR MAINT AIRCRAFT-L	Maintenance	0.4	San Antonio		Austin		
1/29/2019	N350PW	Gayler, Clint	LE-AIR TRAINING INST-A	Training - Internal	1.8	Austin		Austin		
1/29/2019	N350PW	Gayler, Clint	LE-AIR TRAINING INST-A	Training - Internal	1.8	Austin	San Marcos-New Braunfels-San Marcos-Lockhart-Luling-La Grange-Giddings	Smithville		
1/30/2019	N350PW	Gayler, Clint	LE-AIR ASSIST AGENCIES-A	Environmental	1.5	Austin	Horse shoe Bay-Horse shoe Bay	Austin		
2/12/2019	N52854	Havis, Dwayne	LE-AIR MAINT AIRCRAFT-L	Maintenance	1.9	Austin		Arlington	MIKE MILLER JAY HALL	
2/12/2019	N350PW	Reed, Bryan	LE-AIR ASSIST AGENCIES-A	Environmental	2.5	Austin	Llano-Llano	Austin		
2/13/2019	N350PW	Gayler, Clint	LE-AIR ASSIST AGENCIES-A	Environmental	6.9	Austin	Jasper-Jasper-Jasper-Jasper-Jasper	Austin	RICK SNITKIIN RON CUNNINGHAM	
2/14/2019	N350PW	Havis, Dwayne	LE.BS1 ASSIST AGENCIES-A	Law Enforcement - Assist Other Agency	3.8	Austin	Tomball-Tomball	Austin	RACHAEL IGLESIAS SHERIFF MITCHELL NEWMAN ROY EDDINS TOM WEB JUSTIN EDDINS MARK ALLEN	
2/15/2019	N350PW	Rose, Brandon	LE.BSP BORDER SECURITY-A	Patrol	5	Austin	Junction-Alpine	Alpine	CHRISTIAN EUBUKS NICLOE MORRIS BELMA THREIZO	
2/16/2019	N350PW	Rose, Brandon	LE.BSP BORDER SECURITY-A	Patrol	2.1	Alpine		Alpine		
2/17/2019	N350PW	Havis, Dwayne	LE.BSP BORDER SECURITY-A	Patrol	4.2	Alpine	Alpine-Marfa-Marfa	Alpine		

Texas Parks and Wildlife Department (802)
Schedule of Aircraft Operation (Continued)
 For the fiscal year ended August 31, 2019

AIRCRAFT TRAVEL LOG

2/18/2019	N350PW	Gayler, Clint	LE-AIR TRAINING INST-A	Training - Internal	1.4	Austin	Smithville-Giddings-La Grange-Luling-Lockhart	Austin	CLINT HUNT TREVOR PEVEHOUSE
2/18/2019	N350PW	Rose, Brandon	LE-BSP BORDER SECURITY-A	Patrol	2.3	Alpine		Austin	
2/20/2019	N52854	Reed, Bryan	LE-AIR TRANSPORT-A	Admin	2	Arlington	Arlington	Austin	
2/20/2019	N350PW	Gayler, Clint	LE-AIR MAINT AIRCRAFT-L	Maintenance	3	Austin	Arlington-Grand Prairie-Arlington	Austin	
3/4/2019	N350PW	Reed, Bryan	LE-AIR MAINT AIRCRAFT-L	Maintenance	0.2	Austin		Austin	
3/5/2019	N350PW	Gayler, Clint	LE-AIR TRAINING INST-A	Training - Internal	1.3	Austin	Smithville-Giddings-La Grange-Luling-Lockhart	Austin	DANIEL MARTINEZ
3/13/2019	N350PW	Reed, Bryan	LE-AIR OTHER PW CODE-A	Law Enforcement - Non PW Code	0.8	Austin		Austin	
3/14/2019	N350PW	Rose, Brandon	LE-BSP BORDER SECURITY-A	Patrol	5	Austin	Ingleside-Port Aransas-Port Aransas-Ingleside	Ingleside	JONATHAN GRAY MIKE DURAND
3/15/2019	N350PW	Rose, Brandon	LE-BSP BORDER SECURITY-A	Patrol	2	Ingleside	Port aransas-Port aransas	Ingleside	MELINDA RAMOS
3/15/2019	N52854	Gayler, Clint	LE-AIR TRAINING INST-A	Training - Internal	2.7	Austin	Port Aransas-Ingleside	Austin	AUDRA ROSEBROOK
3/16/2019	N350PW	Rose, Brandon	LE-AIR ASSIST AGENCIES-A	Law Enforcement - Assist Other Agency	0.4	S. Padre Island		S. Padre Island	
3/16/2019	N350PW	Rose, Brandon	LE-BSP BORDER SECURITY-A	Patrol	2.7	Ingleside	S. Padre Island-S. Padre Island-Port Isabel	Ingleside	JAKE MORT SHANE HORROCKS
3/17/2019	N350PW	Rose, Brandon	LE-BSP BORDER SECURITY-A	Patrol	1.2	Ingleside		Austin	JAKE MORT SHANE HORROCKS
3/19/2019	N52854	Havis, Dwayne	LE-AIR DIS TRAINING INS-A	Training - Internal	1.2	Austin		Austin	
3/19/2019	N52854	Reed, Bryan	LE-AIR TRAINING INST-A	Training - Internal	1.9	Austin		Austin	
3/21/2019	N52854	Rose, Brandon	LE-AIR TRAINING INST-A	Training - Internal	1.8	Austin	Fredericksburg	Austin	
3/22/2019	N52854	Havis, Dwayne	LE-AIR DIS TRAINING INS-A	Training - Internal	0.7	Austin		Austin	
3/28/2019	N52854	Rose, Brandon	LE-AIR MAINT AIRCRAFT-L	Maintenance	0.7	Austin		Austin	
3/29/2019	N350PW	Gayler, Clint	LE-AIR PENAL CODE ENF-L	Patrol	1.5	Austin		Austin	
4/4/2019	N350PW	Gayler, Clint	LE-SAR TRAINING INST-A	Training - Internal	0.5	Smithville	Giddings	La Grange	
4/4/2019	N350PW	Gayler, Clint	LE-AIR OTHER PW CODE-A	Law Enforcement - PW Code	0.6	La Grange		Austin	
4/4/2019	N350PW	Gayler, Clint	LE-AIR HELI SEARCH RESC-A	Search and Rescue	2.8	Austin	Offsite-Offsite-Killeen	Smithville	
4/8/2019	N52854	Havis, Dwayne	LE-AIR MIGRAT GAME BIRD-A	Wildlife Survey	6.7	Austin	Beaumont-Lake Jackson	Victoria	STEPHEN MCDOWELL ERNEST LOVE BEN
4/9/2019	N52854	Havis, Dwayne	LE-AIR GAME BIRD/ANIMAL-A	Wildlife Survey	6.7	Victoria	Corpus Christi	Corpus Christi	DUPLECHAIN
4/10/2019	N52854	Havis, Dwayne	LE-AIR GAME BIRD/ANIMAL-A	Wildlife Survey	8.8	Corpus Christi	Victoria-Beaumont	Austin	DUPLECHAIN
4/11/2019	N350PW	Reed, Bryan	LE-AIR RECRUITING-L	Public Relations	1.5	Austin	Columbus	Austin	STEPHEN MCDOWELL ERNEST LOVE BEN
4/12/2019	N52854	Rose, Brandon	LE-AIR MEETING-L	Training - Internal	5	Austin	Lubbock	Austin	JOHN KOHLEFFEL DAVID SOLIS

**Texas Parks and Wildlife Department (802)
Schedule of Aircraft Operation (Continued)**
For the fiscal year ended August 31, 2019

AIRCRAFT TRAVEL LOG

4/13/2019	N350PW	Rose, Brandon	LE-AIR GENERAL IE-L	Public Relations	0.7	Austin	Lampasas	BRENT SATSKY
4/13/2019	N350PW	Rose, Brandon	LE-AIR HELI SEARCH RESC-A	Search and Rescue	5.7	Lampasas	Mexia-Jacksonville-Lampasas	
4/14/2019	N350PW	Havis, Dwayne	LE-AIR HELI SEARCH RESC-A	Search and Rescue	4	Austin	Austin-Austin-Corpus Christi	
4/16/2019	N52854	Rose, Brandon	LE-AIR TRAINING INST-A	Training - Internal	3	Austin	Mesquite	
4/17/2019	N350PW	Rose, Brandon	LE-AIR GENERAL IE-L	Public Relations	1	Austin	Columbus	SERGIO BALZADUA
4/18/2019	N52854	Havis, Dwayne	LE-AIR TRANSPORT-A	Executive Transport	3.2	Austin	Decatur	
4/18/2019	N350PW	Gayler, Clint	LE-AIR TRAINING INST-A	Training - Internal	3.8	Austin	Offsite-Castroville-Offsite	CARTER SMITH CLAYTON WOLF
4/19/2019	N350PW	Havis, Dwayne	LE-AIR ASSIST AGENCIES-A	Law Enforcement - Assist Other Agency	3.8	Austin	Coutilla	
4/22/2019	N350PW	Gayler, Clint	LE-AIR OTHER ENV INVEST-A	Environmental	3.6	Austin	Columbus-Bay City-Columbus	COLTON THOMAS ROBERT ZERR
4/25/2019	N350PW	Reed, Bryan	LE-AIR ASSIST AGENCIES-A	Law Enforcement - Assist Other Agency	5.2	Austin	Lufkin-San Augustine-Lufkin	CHRISTIAN EUBUKS TREY THUMANN CASIMIR ONWALEG
4/27/2019	N350PW	Reed, Bryan	LE-AIR RECRUITING-L	Public Relations	0.9	Austin	Seguin	TOM JENKINS JOHN WELCH JEFF BOYD HEATH BRAGG ROBERT CARTWRIGHT
5/1/2019	N350PW	Gayler, Clint	LE-AIR ASSIST AGENCIES-A	Law Enforcement - Assist Other Agency	3.7	Austin	Karnes Co	
5/4/2019	N350PW	Gayler, Clint	LE-AIR HELI SEARCH RESC-A	Search and Rescue	1.2	San Marcos	Austin	
5/4/2019	N350PW	Gayler, Clint	LE-AIR HELI SEARCH RESC-A	Flood	2	Austin	Smithville	
5/5/2019	N350PW	Gayler, Clint	LE-AIR TRAINING INST-A	Training - Internal	1.3	Austin	Lockhart-San Marcos-New Braunfels-Luling-Smithville	
5/6/2019	N52854	Rose, Brandon	LE-AIR TRANSPORT-A	Executive Transport	2.7	Austin	Athens	
5/12/2019	N350PW	Havis, Dwayne	LE-AIR TRAINING INST-A	Training - Internal	1.4	Austin	Lockhart-Luling-LaGrange-Giddings-Smithville	CARTER SMITH CLAYTON WOLF MATT WAGNER
5/15/2019	N350PW	Rose, Brandon	LE-AIR TRAINING STUDA	Training - Internal	1.4	Austin	Giddings-La Grange-Smithville-Luling-Lockhart	
5/16/2019	N52854	Havis, Dwayne	LE-AIR TRANSPORT-A	Maintenance	0.7	Austin		
5/22/2019	N350PW	Reed, Bryan	LE-AIR TRAINING INST-A	Training - Internal	1.1	Austin	Lockhart-San Marcos-New Braunfels-San Marcos-Lockhart	
5/24/2019	N350PW	Reed, Bryan	LE-AIR OTHER PW CODE-A	Law Enforcement - PW Code	2.4	Austin	San Marcos	
5/25/2019	N350PW	Havis, Dwayne	LE-AIR OTHER PW CODE-A	Law Enforcement - PW Code	3.8	Austin	Austin-Austin	
5/26/2019	N350PW	Rose, Brandon	LE-AIR HELI SEARCH RESC-A	Patrol	2.2	Austin	Rosebud-Rosebud-Austin	
5/26/2019	N350PW	Rose, Brandon	LE-AIR HELI SEARCH RESC-A	Search and Rescue	3	Rosebud	Granbury	JASON CAMPBELL CLARK
5/27/2019	N350PW	Gayler, Clint	LE-AIR OTHER PW CODE-A	Law Enforcement - Non PW Code	0.7	San Marcos		JASON CAMPBELL CLARK
5/27/2019	N350PW	Gayler, Clint	LE-AIR OTHER PW CODE-A	Law Enforcement - Non PW Code	1.8	Austin		RYAN MCGINLEY
5/27/2019	N350PW	Gayler, Clint	LE-AIR OTHER PW CODE-A	Law Enforcement - Non PW Code	2.2	Fredericksburg		RYAN MCGINLEY

**Texas Parks and Wildlife Department (802)
Schedule of Aircraft Operation (Continued)**
For the fiscal year ended August 31, 2019

AIRCRAFT TRAVEL LOG

6/3/2019	N52854	Gayler, Clint	LE.AIR PRONGHORN REG-A	Wildlife Survey	5.6	Austin	Pampa	Pampa	RYAN MCGINLEY
6/4/2019	N52854	Gayler, Clint	LE.AIR PRONGHORN REG-A	Wildlife Survey	6.3	Pampa	Pampa	Pampa-Amarillo-Pampa	CHADD MALONE MATT POOLE
6/5/2019	N52854	Gayler, Clint	LE.AIR PRONGHORN REG-A	Wildlife Survey	6.1	Pampa	Pampa	Pampa	CHADD MALONE DANA WRIGHT MATT POOLE
6/6/2019	N350PW	Reed, Bryan	LE.AIR ASSIST AGENCIES-A	Law Enforcement - Assist Other Agency	1.5	Austin	Georgetown	Georgetown	CHADD MALONE DANA WRIGHT
6/6/2019	N350PW	Reed, Bryan	LE.AIR TRAINING INST-A	Training - External Agency	2	Austin	XS Ranch-XS Ranch	XS Ranch-XS Ranch	CHADD MALONE DANA WRIGHT
6/6/2019	N52854	Gayler, Clint	LE.AIR PRONGHORN REG-A	Wildlife Survey	6	Pampa	Pampa	Pampa	CHADD MALONE DANA WRIGHT
6/7/2019	N52854	Gayler, Clint	LE.AIR PRONGHORN REG-A	Wildlife Survey	4.4	Pampa	Pampa	Pampa	CHADD MALONE DANA WRIGHT
6/8/2019	N350PW	Rose, Brandon	LE.AIR GENERAL IE-L	Public Relations	1.4	Austin	Sealy	Sealy	CHADD MALONE DANA WRIGHT
6/10/2019	N350PW	Gayler, Clint	LE.AIR HELI SEARCH RESC-A	Search and Rescue	1.1	Austin	Lake Pflugerville	Lake Pflugerville	
6/10/2019	N350PW	Gayler, Clint	LE.AIR ASSIST AGENCIES-A	Law Enforcement - Assist Other Agency	1.3	Lake Pflugerville			KELSEY ELLIS
6/10/2019	N52854	Rose, Brandon	LE.AIR PRONGHORN REG-A	Wildlife Survey	6.4	Austin	Pampa	Pampa	KELSEY ELLIS
6/11/2019	N350PW	Reed, Bryan	LE.SUP TRAINING INST-A	Training - Internal	1.9	Austin			CHADD MALONE SIERRA PATTERSON
6/11/2019	N52854	Rose, Brandon	LE.AIR PRONGHORN REG-A	Wildlife Survey	3.7	Pampa			
6/12/2019	N350PW	Reed, Bryan	LE.AIR TRAINING INST-A	Search and Rescue	5.7	Austin	Galveston-Galveston-Galveston	Galveston-Galveston-Galveston	CHADD MALONE SIERRA PETERSON
6/13/2019	N350PW	Rose, Brandon	LE.AIR MAINT AIRCRAFT-L	Maintenance	6.5	Austin	Abilene-Pampa-Abilene	Abilene-Pampa-Abilene	
6/14/2019	N350PW	Havis, Dwayne	LE.AIR OTHER PW CODE-A	Law Enforcement - PW Code	1.7	Austin			
6/25/2019	N52854	Havis, Dwayne	LE.AIR OTHER PW CODE-A	Maintenance	0.4	Pampa			
6/26/2019	N52854	Havis, Dwayne	LE.AIR GAME BIRD/ANIMAL-A	Wildlife Survey	8	Pampa	Perryton-Pampa	Perryton-Pampa	
6/27/2019	N350PW	Rose, Brandon	LE.AIR MAINT AIRCRAFT-L	Maintenance	0.2	Austin			NICOLE RICHARDSON CHADD MALONE
6/27/2019	N350PW	Rose, Brandon	LE.AIR MAINT AIRCRAFT-L	Maintenance	0.9	Austin			
6/27/2019	N52854	Havis, Dwayne	LE.AIR GAME BIRD/ANIMAL-A	Wildlife Survey	7.4	Pampa	Perryton-Pampa	Perryton-Pampa	RON SCHMIDT
6/28/2019	N350PW	Rose, Brandon	LE.AIR OTHER PW CODE-A	Environmental	4.3	Austin	Boerne-Kerrville-Boerne	Boerne-Kerrville-Boerne	NICOLE RICHARDSON CHADD MALONE
6/28/2019	N52854	Havis, Dwayne	LE.AIR OTHER PW CODE-A	Wildlife Survey	7.7	Pampa	Spearman-Pampa	Spearman-Pampa	KRISTEN EGGERS RYAN MCGILLICUDDY LEVI SPARKS
7/1/2019	N350PW	Rose, Brandon	LE.AIR INLAN FSH FLIGHT-A	Environmental	5.4	Austin	Llano-Fredericksburg	Llano-Fredericksburg	NICOLE RICHARDSON CHADD MALONE
7/2/2019	N350PW	Gayler, Clint	LE.AIR OTHER ENV INVEST-A	Environmental	4.2	Austin	Granbury-Brazos River-Granbury	Granbury-Brazos River-Granbury	KRISTEN EGGERS RYAN MCGILLICUDDY KARIM AZIZ
7/4/2019	N350PW	Rose, Brandon	LE.AIR TRAINING STUDA	Training - Internal	1.4	waco	Rosebud-cameron-rockdale-taylor-Austin	Rosebud-cameron-rockdale-taylor-Austin	MIKE SESSIONS DAVID BLOODWORTH
7/4/2019	N350PW	Rose, Brandon	LE.AIR HELI SEARCH RESC-A	Search and Rescue	2	Austin	Rosebud	Rosebud	

Texas Parks and Wildlife Department (802)
Schedule of Aircraft Operation (Continued)
 For the fiscal year ended August 31, 2019

AIRCRAFT TRAVEL LOG

7/4/2019	N350PW	Rose, Brandon	LE.AIR HELI SEARCH RESC-A	Patrol	3	Waco	Waco	Waco
7/5/2019	N350PW	Gayler, Clint	LE.SUP TRAINING INST-A	Training - Internal	1.7	Granbury	Hamilton-GWTC-Lampasas-Lago Vista-Lakeview	Austin
7/5/2019	N350PW	Gayler, Clint	LE.AIR OTHER PW CODE-A	Law Enforcement - PW Code	3.6	Austin	Graham-Possum Kingdom	Granbury
7/6/2019	N350PW	Gayler, Clint	LE.AIR OTHER PW CODE-A	Patrol	1.6	Uvalde	Nueces River	Uvalde
7/6/2019	N350PW	Gayler, Clint	LE.AIR OTHER PW CODE-A	Patrol	1.9	Austin		Uvalde
7/6/2019	N350PW	Gayler, Clint	LE.AIR OTHER PW CODE-A	Patrol	2	Uvalde	Austin Executive	Austin
7/7/2019	N350PW	Havis, Dwayne	LE.AIR OTHER PW CODE-A	Surveillance	2.3	Austin		Austin
7/7/2019	N350PW	Havis, Dwayne	LE.AIR HELI SEARCH RESC-A	Search and Rescue	5.3	Austin	Austin-Jasper	Austin
7/8/2019	N350PW	Rose, Brandon	LE.AIR HELI SEARCH RESC-A	Search and Rescue	1.6	Austin		Jasper
7/10/2019	N350PW	Rose, Brandon	LE.AIR MAINT AIRCRAFT-L	Maintenance	1.6	Jasper		Austin
7/10/2019	N52854	Havis, Dwayne	LE.AIR MAINT AIRCRAFT-L	Maintenance	3.7	Austin	Austin-Jasper	Austin
7/16/2019	N350PW	Gayler, Clint	LE.AIR OTHER ENV INVEST-A	Environmental	1.9	Austin	Kenedy-Kenedy	Austin
7/17/2019	N350PW	Gayler, Clint	LE.AIR OTHER PW CODE-A	Law Enforcement - Non PW Code	2.6	Austin	Kenedy-Kenedy	Austin
7/18/2019	N350PW	Reed, Bryan	LE.AIR TRAINING INST-A	Training - Internal	1.1	Austin	Lockhart-San Marcos-New Braunfels-San Marcos-Lockhart	Austin
7/23/2019	N350PW	Havis, Dwayne	LE.AIR ASSIST AGENCIES-A	Law Enforcement - Assist Other Agency	0.7	Austin		Austin
7/24/2019	N350PW	Havis, Dwayne	LE.AIR OTHER PW CODE-A	Law Enforcement - PW Code	6	Austin	Beaumont-J D Murphy WMA-Murphy WMA-Murphy WMA-Beaumont	Austin
7/25/2019	N350PW	Havis, Dwayne	LE.AIR OTHER PW CODE-A	Law Enforcement - PW Code	5.6	Austin	Anahuac-Anahuac-Anahuac	Austin
7/29/2019	N350PW	Gayler, Clint	LE.AIR ASSIST AGENCIES-A	Law Enforcement - Assist Other Agency	4.6	Austin	Beeville-Beeville-Beeville	Austin
7/30/2019	N350PW	Reed, Bryan	LE.AIR OTHER PW CODE-A	Law Enforcement - PW Code	2.8	Austin	Brenham-Brenham	Austin
7/31/2019	N52854	Reed, Bryan	LE.AIR TRAINING INST-A	Training - Internal	1.7	Austin		Austin
7/31/2019	N350PW	Havis, Dwayne	LE.AIR OTHER PW CODE-A	Law Enforcement - PW Code	5.6	Austin	Anahuac-Anahuac-Anahuac	Austin
8/1/2019	N350PW	Havis, Dwayne	LE.AIR OTHER PW CODE-A	Public Relations	0.6	Austin	Port Venture	Austin
8/2/2019	N350PW	Gayler, Clint	LE.AIR TRAINING STUD-A	Training - Internal	3.8	Austin	Austin-Lampasas-Hamilton-Lampasas-Lampasas-Austin	Austin
8/5/2019	N350PW	Gayler, Clint	LE.AIR ASSIST AGENCIES-A	Law Enforcement - Assist Other Agency	1.4	Austin	Rockdale-Rockdale	Austin
8/5/2019	N350PW	Gayler, Clint	LE.AIR INLAN FSH FLIGHT-A	Environmental	4	Austin	San Marcos-San Marcos-San Marcos	Austin
8/6/2019	N350PW	Havis, Dwayne	LE.AIR OTHER PW CODE-A	Training - Internal	2	Austin	Walsh Trails-Taylor-Giddings-LaGrange-Smithville-Lockhart	Austin

**Texas Parks and Wildlife Department (802)
 Schedule of Aircraft Operation (Concluded)
 For the fiscal year ended August 31, 2019**

AIRCRAFT TRAVEL LOG										
8/6/2019	N350PW	Gayler, Clint	LE.SAR TRAINING INST-A	Training - Internal	2.2	Austin	Smithville-Smithville-Smithville-Smithville	Austin		
8/8/2019	N350PW	Reed, Bryan	LE.AIR INLAN FSH FLIGHT-A	Environmental	3.2	Austin	San Marcos-San Marcos	Austin	RYAN MCGILLICUDDY KRISTEN EGGERS JOHN BOTROS	
8/9/2019	N350PW	Rose, Brandon	LE.AIR INLAN FSH FLIGHT-A	Environmental	4.7	Austin	San Marcos-Kerrville-Kerrville-San Marcos	Austin	KRISTEN EGGERS RYAN MCGILLICUDDY KARIM AZIZ	
8/12/2019	N350PW	Reed, Bryan	LE.AIR HELI SEARCH RESC-A	Search and Rescue	4.7	Austin	Waco	Austin		
8/15/2019	N52854	Havis, Dwayne	LE.AIR TRANSPORT-A	Executive Transport	2.9	Austin	Abilene	Austin	BRIAN SRBA	
8/23/2019	N350PW	Reed, Bryan	LE.AIR MAINT AIRCRAFT-L	Maintenance	0.4	Austin		Austin	CARTER SMITH CLAYTON WOLF	
8/29/2019	N52854	Havis, Dwayne	LE.AIR TRANSPORT-A	Executive Transport	3.2	Austin	Beaumont	Austin	RON SCHMIDT JOE COMEAUX	
8/30/2019	N350PW	Reed, Bryan	LE.AIR MAINT AIRCRAFT-L	Maintenance	0.1	Austin		Austin	CARTER SMITH CHARLES BONDS	
				Total Time	595.1					

Texas Parks and Wildlife Department (802)
Schedule of Itemized Purchases
 For the fiscal year ended August 31, 2019

PURCHASE DESCRIPTION	PURCHASE AMOUNT	VENDOR NAME	JUSTIFICATION FOR PROPRIETARY PURCHASE
Seagrass Billboard Rental located in Galveston/Houston Texas	\$7,150.00	OUTFRONT MEDIA INC	Outfront Media uniquely meets the needs we require. Billboard rental is unique to location of the billboard. Each company has their billboards they rent in specific locations and cost based on the vehicle traffic for that particular location. The signs that we are renting are located near navigable waters or boat ramps where seagrass is plentiful and awareness is needed and has potential to reach a larger number of boaters. The billboards are rented during high boating season to remind everyone of the seagrass restrictions.
Song Meters for NE TX Harvest Information Program (HIP) Monitoring Project	\$12,263.40	WILDLIFE ACOUSTICS INC	Wildlife Acoustics is the only bioacoustics equipment provider that designs and molds enclosures from the ground up, rather than modifying off-the-self housings.
Seagrass Billboard Rental in Rio Grande Valle, TX	\$4,745.00	LAMAR COMPANIES	Lamar Companies uniquely meets the needs we require. Billboard rental is unique to location of the billboard. Each company has their billboards they rent in specific locations and cost based on the vehicle traffic for that particular location. The signs that we are renting are located near navigable waters or boat ramps where seagrass is plentiful and awareness is needed and has potential to reach a larger number of boaters. The billboards are rented during high boating season to remind everyone of the seagrass restrictions.
Billboard Rental in Mathis, TX (12 weeks commencing on 5/15/2019 thru 08/06/2019)	\$5,324.00	COOPER OUTDOOR ADVERTISING INC	Cooper Outdoor Advertising uniquely meets the needs we require. Billboard rental is unique to location of the billboard. Each company has their billboards they rent in specific locations and cost based on the vehicle traffic for that particular location. The signs that we are renting are located near navigable waters or boat ramps where seagrass is plentiful and awareness is needed and has potential to reach a larger number of boaters. The billboards are rented during high boating season to remind everyone of the seagrass restrictions.
Field service contract for automated pipettors used in the genetics lab	\$5,362.00	BIO TEK INSTRUMENTS INC	Bio Tek Instruments, Inc is the sole provider of authorized, factory trained, certified services for this equipment. Bio Tek Instruments, Inc. is the only authorized source of the replacement parts that may be required for equipment maintenance and repairs.
Radio Advertisement for Garner State Park open vacancies	\$7,980.00	IHEARTMEDIA + ENTERTAINMENT INC DBA CLEAR CHANNEL BROADCASTING	iHeart Media Productions owns several radio stations (including Spanish) in the local communities. They have the ability to reach a much larger audience in an effort to increase recruitment purposes.
Telemate Predictive Unified Communications (UC) Analytics Single Wire Multi-Switch (SWM) Upgrade for IT and FR/AP	\$13,416.00	TELEMATE NET SOFTWARE LLC	Telemate's Predictive UC Analytics is, to the best of our knowledge, the only software package that will work with TPWD's legacy phone systems and current Cisco Call Manager. The software also provides remote download of phone billing information from DIR.
BigDye Terminator v3.1 Cycle Sequencing kit for use in the genetics lab at Perry R. Bass Marine Fisheries Research Station (MFRS)	\$8,104.46	LIFE TECHNOLOGIES CORP	Life Technologies is used by the genetics staff at Perry R. Bass MFRS to generate DNA sequences for multiple projects in our genetics lab using our DNA sequencer. Because of the unique chemistry involved in the sequencing reaction that is designed for our specific sequencer, we are unable to use any other type of sequencing kit than what is provided by Life Technologies (same entity as Applied Biosystems/ThermoFisher Scientific).
Software upgrades for the ABI 3500 capillary electrophoresis instrument located in the Analytical Services Lab in San Marcos, Texas	\$9,431.00	LIFE TECHNOLOGIES CORP	Life Technologies is used by the genetics staff at Perry R. Bass MFRS to generate DNA sequences for multiple projects in our genetics lab using our DNA sequencer. Because of the unique chemistry involved in the sequencing reaction that is designed for our specific sequencer, we are unable to use any other type of sequencing kit than what is provided by Life Technologies (same entity as Applied Biosystems/ThermoFisher Scientific).
SAFE Boat Cover and Collar Kit for Vessels	\$9,059.06	SAFE BOATS INTERNATIONAL	SAFE Boat International LLC, is the sole provider of the 23' SAFE boat and the only one capable of fulfilling the agreement enacted by the Texas Attorney General's Office and agreed upon by the agency.

Texas Parks and Wildlife Department (802)
Schedule of Itemized Purchases (Concluded)
 For the fiscal year ended August 31, 2019

PURCHASE DESCRIPTION	PURCHASE AMOUNT	VENDOR NAME	JUSTIFICATION FOR PROPRIETARY PURCHASE
Web-based Advertising of State Parks on TourTexas.com	\$7,911.00	AJR PUBLISHING LLC	AJR media group is the sole source of the www.TourTexas.com website and as such is the sole entity capable of creating and/or hosting pages on this web domain. State Parks maintains a single page listing on TourTexas.com, promoting the state park system as a whole.
BigDye Terminator v3.1 Cycle Sequencing kit for use in the genetics lab at PR Bass MFRS	\$10,669.50	LIFE TECHNOLOGIES CORP	Life Technologies is used by the genetics staff at Perry R. Bass MFRS to generate DNA sequences for multiple projects in our genetics lab using our DNA sequencer. Because of the unique chemistry involved in the sequencing reaction that is designed for our specific sequencer, we are unable to use any other type of sequencing kit than what is provided by Life Technologies (same entity as Applied Biosystems/ThermoFisher Scientific).
Feed for Longhorn/Bison Herds	\$4,830.28	PALMER FEED AND SUPPLY INC	San Angelo State Park buys directly from this Mill by the ton on an as needed basis for a mixed blend of 20% alfalfa meal, 17% protein, 30% cotton seed meal, 50% grain and includes molasses, a low inclusion binder and a vitamin/mineral package. This feed is a blend that is easily digestible to limit gut malfunctions within the herd. As with any animal, a sudden change in feed affects the animals overall health which would not be beneficial to the State if this herd were to become sickly. Also, due to the longevity of utilizing Palmer Feed & Supply, Inc. they do not charge a fee to deliver on an as needed basis to the Park, which is an additional cost savings to the State.
Quarterly newsletter submission for Hunter Education	\$14,132.00	FOCUS GROUP INC	Focus Group Inc is the publisher, holder of all copyrights and sole source for the publication of the IHEA-USA Journal which will include the insertion of the Hunter Education Target Talk Newsletter.
Shade Shelter (pre-fabricated, 10-ft x 20-ft x 7-ft, rated at 70-mph wind load Model: Breeze Port by Kwik-Bilt, Inc.)	\$22,680.00	MCHONE METAL FABRICATORS INC	McHone Metal Fabricators, Inc. is the only supplier that can provide these shelters.
Passive Integrated Transponders-Guadalupe Bass project	\$13,698.50	BIOMARK INC	BIOMARK is the only source that supplies the HPT9 tags for tagging and releasing wild caught fish.


Texas Parks and Wildlife Department (802)
HUB Strategic Plan Progress Report
 For the fiscal year ended August 31, 2019

Category	Actual for FY18 *	Actual for FY19 *	Agency Goal for FY20**
Heavy construction other than building contracts	38.29%	37.82%	11.20%
Building construction, including general contractors and operative builders contracts	24.54%	24.75%	21.10%
Special trade construction contracts	43.29%	23.14%	32.90%
Professional services contracts	36.86%	53.91%	23.70%
Other services contracts	11.52%	8.83%	11.75%
Commodities contracts	22.76%	27.44%	21.10%

* Actual - Percent spent with HUBS from HUB Report

** Goal - Strategic Plan HUB Goal

Prepared by:  Tammy Dunham, Purchasing Director/HUB Coordinator

Approved By:  Ann Bright, Chief Operating Officer

Texas Parks and Wildlife Department (802)
Appropriation Item Transfer Schedule*
 For the fiscal year ended August 31, 2019

ITEM OF APPROPRIATION			TRANSFERS IN	TRANSFERS OUT	NET TRANSFERS
A. Goal: Conserve Natural Resources					
Strategies:					
A.1.1	13020	WILDLIFE CONSERVATION	\$ -	\$ (2,730,194.44)	\$ (2,730,194.44)
A.1.1	25009	WILDLIFE CONSERVATION	29,000.00	-	29,000.00
A.1.1	25010	WILDLIFE CONSERVATION	357,696.00	-	357,696.00
A.1.1	25035	WILDLIFE CONSERVATION	1,000,000.00	-	1,000,000.00
A.1.1	55004	WILDLIFE CONSERVATION	542,923.81	-	542,923.81
A.1.1	55006	WILDLIFE CONSERVATION	125,662.25	-	125,662.25
A.1.2	13021	TECHNICAL GUIDANCE	661,029.72	-	661,029.72
A.2.1	13023	INLAND FISHERIES MANAGEMENT	-	(3,737,691.30)	(3,737,691.30)
A.2.1	24034	INLAND FISHERIES MANAGEMENT	-	26,087.61	26,087.61
A.2.1	25010	INLAND FISHERIES MANAGEMENT	35,690.00	-	35,690.00
A.2.1	25032	INLAND FISHERIES MANAGEMENT	3,351,054.00	(97,500.00)	3,253,554.00
A.2.1	55004	INLAND FISHERIES MANAGEMENT	384,696.41	-	384,696.41
A.2.1	55006	INLAND FISHERIES MANAGEMENT	63,750.89	-	63,750.89
A.2.2	13024	INLAND HATCHERIES OPERATIONS	-	(413,642.00)	(413,642.00)
A.2.2	25009	INLAND HATCHERIES OPERATIONS	24,500.00	-	24,500.00
A.2.2	55004	INLAND HATCHERIES OPERATIONS	144,000.00	-	144,000.00
A.2.2	55006	INLAND HATCHERIES OPERATIONS	245,142.00	-	245,142.00
A.2.3	13025	COASTAL FISHERIES MANAGEMENT	85,112.39	(541,753.54)	(456,641.15)
A.2.3	25010	COASTAL FISHERIES MANAGEMENT	35,131.00	-	35,131.00
A.2.3	25030	COASTAL FISHERIES MANAGEMENT	74,000.00	-	74,000.00
A.2.3	25801	COASTAL FISHERIES MANAGEMENT	-	164,612.01	164,612.01
A.2.3	55004	COASTAL FISHERIES MANAGEMENT	152,029.73	-	152,029.73
A.2.3	55006	COASTAL FISHERIES MANAGEMENT	115,980.80	-	115,980.80
A.2.4	13026	COASTAL HATCHERIES OPERATIONS	-	(87,000.00)	(87,000.00)
A.2.4	25009	COASTAL HATCHERIES OPERATIONS	7,000.00	-	7,000.00
A.2.4	25011	COASTAL HATCHERIES OPERATIONS	80,000.00	-	80,000.00
	Total, Goal A: Conserve Natural Resources		\$ 7,514,399.00	\$ (7,417,081.66)	\$ 97,317.34
B. Goal: Access to State and Local Parks					
Strategies:					
B.1.1	13028	STATE PARK OPERATIONS	\$ (30,014.37)	\$ (2,884,712.94)	\$ (2,914,727.31)
B.1.1	25010	STATE PARK OPERATIONS	191,241.00	-	191,241.00
B.1.1	25020	STATE PARK OPERATIONS	500,000.00	-	500,000.00
B.1.1	55004	STATE PARK OPERATIONS	1,207,961.92	-	1,207,961.92
B.1.1	55005	STATE PARK OPERATIONS	809,402.56	-	809,402.56
B.1.2	13029	PARKS MINOR REPAIR PROGRAM	-	(4,290,000.00)	(4,290,000.00)
B.1.2	54001	PARKS MINOR REPAIR PROGRAM	-	14.37	14.37
B.1.2	55001	PARKS MINOR REPAIR PROGRAM	4,300,000.00	-	4,300,000.00
B.1.3	13030	PARKS SUPPORT	-	(50,000.00)	(50,000.00)
B.2.1	13031	LOCAL PARK GRANTS	(15,899.45)	(6,208,716.00)	(6,224,615.45)
B.2.1	25008	LOCAL PARK GRANTS	6,208,716.00	-	6,208,716.00
B.2.2	13032	BOATING ACCESS AND OTHER GRANTS	-	(6,767,585.55)	(6,767,585.55)
B.2.2	25008	BOATING ACCESS AND OTHER GRANTS	6,454,485.00	-	6,454,485.00
B.2.2	25028	BOATING ACCESS AND OTHER GRANTS	329,000.00	-	329,000.00
	Total, Goal B: Access to State and Local Parks		\$ 19,954,892.66	\$ (20,201,000.12)	\$ (246,107.46)

Texas Parks and Wildlife Department (802)
Appropriation Item Transfer Schedule*
For the fiscal year ended August 31, 2019

ITEM OF APPROPRIATION			TRANSFERS IN	TRANSFERS OUT	NET TRANSFERS
C. Goal: Increase Awareness and Compliance					
Strategies:					
C.1.1	13033	ENFORCEMENT PROGRAMS	\$ (19.76)	\$ (5,344,931.79)	\$ (5,344,951.55)
C.1.1	55004	ENFORCEMENT PROGRAMS	4,716,241.26	-	4,716,241.26
C.1.2	13034	TEXAS GAME WARDEN TRAINING CENTER	(2,509.47)	(24,000.00)	(26,509.47)
C.1.2	25009	TEXAS GAME WARDEN TRAINING CENTER	3,000.00	-	3,000.00
C.1.2	25024	TEXAS GAME WARDEN TRAINING CENTER	21,000.00	-	21,000.00
C.1.3	13035	LAW ENFORCEMENT SUPPORT	456,510.24	-	456,510.24
C.2.1	13039	OUTREACH AND EDUCATION	(120,000.00)	-	(120,000.00)
C.2.2	13038	PROVIDE COMMUNICATION PRODUCTS	200,000.00	(66,879.76)	133,120.24
C.2.2	25010	PROVIDE COMMUNICATION PRODUCTS	30,250.00	-	30,250.00
C.2.2	55004	PROVIDE COMMUNICATION PRODUCTS	20,937.26	-	20,937.26
C.2.2	55007	PROVIDE COMMUNICATION PRODUCTS	15,692.50	-	15,692.50
C.3.1	13040	LICENSE ISSUANCE	-	(6,952,700.00)	(6,952,700.00)
C.3.1	25012	LICENSE ISSUANCE	6,952,700.00	-	6,952,700.00
C.3.2	13041	BOAT REGISTRATION AND TITLING	5,370.28	-	5,370.28
Total, Goal C: Increase Awareness and Compliance			\$ 12,299,172.31	\$ (12,388,511.55)	\$ (89,339.24)
D. Goal: Manage Capital Programs					
Strategies:					
D.1.1	13042	IMPROVEMENTS AND MAJOR REPAIRS	\$ (5,695.32)	\$ (32,056,537.21)	\$ (32,062,232.53)
D.1.1	25013	IMPROVEMENTS AND MAJOR REPAIRS	-	-	-
D.1.1	44001	IMPROVEMENTS AND MAJOR REPAIRS	112,382.13	-	112,382.13
D.1.1	44002	IMPROVEMENTS AND MAJOR REPAIRS	556.74	-	556.74
D.1.1	45001	IMPROVEMENTS AND MAJOR REPAIRS	29,978,823.59	(2,435,990.72)	27,542,832.87
D.1.1	45002	IMPROVEMENTS AND MAJOR REPAIRS	4,330,383.47	-	4,330,383.47
D.1.1	55008	IMPROVEMENTS AND MAJOR REPAIRS	70,382.00	-	70,382.00
D.1.2	13043	LAND ACQUISITION	233,076.84	-	233,076.84
D.1.3	13044	INFRASTRUCTURE ADMINISTRATION	-	(200,402.50)	(200,402.50)
D.1.3	55004	INFRASTRUCTURE ADMINISTRATION	200,402.50	-	200,402.50
Total, Goal D: Manage Capital Programs			\$ 34,920,311.95	\$ (34,692,930.43)	\$ 227,381.52
E. Goal: Indirect Administration					
Strategies:					
E.1.1	13800	CENTRAL ADMINISTRATION	\$ -	\$ (338,820.45)	\$ (338,820.45)
E.1.1	55010	CENTRAL ADMINISTRATION	149,966.00	-	149,966.00
E.1.2	13801	INFORMATION RESOURCES	50,000.00	(8,096,454.43)	(8,046,454.43)
E.1.2	55002	INFORMATION RESOURCES	1,598,605.00	-	1,598,605.00
E.1.2	55003	INFORMATION RESOURCES	595,299.71	-	595,299.71
E.1.2	55150	INFORMATION RESOURCES	4,701,727.00	-	4,701,727.00
E.1.3	13802	OTHER SUPPORT SERVICES	1,350,425.01	-	1,350,425.01
Total, Goal E: Indirect Administration			\$ 8,446,022.72	\$ (8,435,274.88)	\$ 10,747.84
NET APPROPRIATION ITEM TRANSFERS			\$ 83,134,798.64	\$ (83,134,798.64)	\$ 0.00

* This schedule does not include Benefit Replacement Pay (BRP), Fringe Benefits, Salary Increase or Rider Reduction transfers.

UNAUDITED

Texas Parks and Wildlife Department (802)
Schedule of Vehicles Purchased (Concluded)
For the fiscal year ended August 31, 2019

DESCRIPTION	PURCHASE PRICE	Type of Use	FUEL EFFICIENCY	
			TOWN	HIGHWAY
2019 FORD F350 4X4	\$45,425.00	USED FOR OFFICIAL LAW ENFORCEMENT PURPOSES FOR THE AGENCY	14	21.00
2019 FORD F350 4X4	\$42,960.00	USED FOR MAINTENANCE OF BUILDINGS, FACILITIES, OR ROADWAYS	14	21.00
2019 FORD F450 4X4	\$55,626.00	USED FOR MAINTENANCE OF BUILDINGS, FACILITIES, OR ROADWAYS	14	21.00
2019 FORD F550 4X4	\$167,979.00	USED FOR EMERGENCY OPERATIONS	14	17.00
2020 CHEVROLET TRAVERSE 4X2	\$24,913.00	USED TO TRANSPORT STAFF WHILE CONDUCTING STATE BUSINESS	18	27.00

Texas Parks and Wildlife Department (802)
Schedule of State-Owned or Leased Vehicles Used by State Employees
For the fiscal year ended August 31, 2019

EMPLOYEE NAME	JOB TITLE	REASON
The individuals listed below are required to drive state vehicles to or from work to ensure that vital agency functions are performed.		
ABRIGO JR, JOE F	RADIO COMMUNICATIONS TECHNICIAN III	ON 24-HOUR CALL
ALEXANDER, ANDREW S	CAPTAIN, GAME WARDEN	ON 24-HOUR CALL
ALVIZO, MARCO A	CAPTAIN, GAME WARDEN	ON 24-HOUR CALL
ANDERSON, ERIC	OFFICER, STATE PARK POLICE	ON 24-HOUR CALL
ARREDONDO JR, MARTIN	MOTOR VEHICLE TECHNICIAN IV	ON 24-HOUR CALL
BAKER, BENJAMIN E	CAPTAIN, GAME WARDEN	ON 24-HOUR CALL
BALKCOM, ICHABOD L	CAPTAIN, GAME WARDEN	ON 24-HOUR CALL
BARKER, JARRET B	ASSISTANT COMMANDER, GAME WARDEN	ON 24-HOUR CALL
BARLOW, CAMDEN	OFFICER, STATE PARK POLICE	ON 24-HOUR CALL
BARONET, BRYAN P	LIEUTENANT, GAME WARDEN	ON 24-HOUR CALL
BARTON, JACOB	OFFICER, STATE PARK POLICE	ON 24-HOUR CALL
BAZALDUA, SERGIO	LIEUTENANT, GAME WARDEN	ON 24-HOUR CALL
BENGTSON, SHAWN	CAPTAIN, STATE PARK POLICE	ON 24-HOUR CALL
BIGHAM, THOMAS	CAPTAIN, STATE PARK POLICE	ON 24-HOUR CALL
BIRD, PHILIP N	CAPTAIN, GAME WARDEN	ON 24-HOUR CALL
BOWERS-VEST, JAMES G	MOTOR VEHICLE TECHNICIAN IV	ON 24-HOUR CALL
BRAGG, BRIAN H	CAPTAIN, GAME WARDEN	ON 24-HOUR CALL
BRISCO, PATRICK K	INVESTIGATOR IV	ON 24-HOUR CALL
BROWN, CLINT M	CAPTAIN, GAME WARDEN	ON 24-HOUR CALL
BROWN, JEFF	SERGEANT, STATE PARK POLICE	ON 24-HOUR CALL
BURCHETT, BUCK A	SERGEANT, GAME WARDEN	ON 24-HOUR CALL
BUSSEY, JASON K	MAJOR, GAME WARDEN	ON 24-HOUR CALL
BUTTON, RANDY L	SERGEANT, GAME WARDEN	ON 24-HOUR CALL
CAMPBELL, JASON A	CAPTAIN, GAME WARDEN	ON 24-HOUR CALL
CANALES, LUIS	LIEUTENANT, STATE PARK POLICE	ON 24-HOUR CALL
CARLETON, ERIC	OFFICER, STATE PARK POLICE	ON 24-HOUR CALL
CARTER, JADE	OFFICER, STATE PARK POLICE	ON 24-HOUR CALL
CARTER, JEFFERY R	CAPTAIN, GAME WARDEN	ON 24-HOUR CALL
CASTERLINE III, LESLIE E	LIEUTENANT, GAME WARDEN	ON 24-HOUR CALL
CHAMPLIN, BILLY G	LIEUTENANT, GAME WARDEN	ON 24-HOUR CALL
COLLINS, ERIC M	CAPTAIN, GAME WARDEN	ON 24-HOUR CALL
COLVIN, SAMUEL L	MOTOR VEHICLE TECHNICIAN IV	ON 24-HOUR CALL
COOK, LONNIE	CAPTAIN, STATE PARK POLICE	ON 24-HOUR CALL
CORLEY, ARYN L	CAPTAIN, GAME WARDEN	ON 24-HOUR CALL
CRIST JR, DORNELL	LIEUTENANT, GAME WARDEN	ON 24-HOUR CALL
DAIGLE, CHRISTOPHER J	CAPTAIN, GAME WARDEN	ON 24-HOUR CALL
DAVIS, CHRIS M	DIRECTOR III	ON 24-HOUR CALL
DAVIS, JASON P	CAPTAIN, GAME WARDEN	ON 24-HOUR CALL
DAVIS, KEVIN R	DIRECTOR III	ON 24-HOUR CALL
DAVIS, TRACY L	MAJOR, GAME WARDEN	ON 24-HOUR CALL
DEARDORFF, TYLER	OFFICER, STATE PARK POLICE	ON 24-HOUR CALL
DECKER, GERALD B	RADIO COMMUNICATIONS TECHNICIAN III	ON 24-HOUR CALL
DELEON, LANCE	SERGEANT, STATE PARK POLICE	ON 24-HOUR CALL
DISHONG, STEPHEN	OFFICER, STATE PARK POLICE	ON 24-HOUR CALL
DOLLE, ROGER	MAJOR, STATE PARK POLICE	ON 24-HOUR CALL
DOWDY, CHRISTOPHER N	LIEUTENANT, GAME WARDEN	ON 24-HOUR CALL
DUKE, JASON R	SERGEANT, GAME WARDEN	ON 24-HOUR CALL
DUNKS, JAMES M	CAPTAIN, GAME WARDEN	ON 24-HOUR CALL
ELLIS, CHAD H	SERGEANT, GAME WARDEN	ON 24-HOUR CALL
ENCKHAUSEN, ROBERT	SERGEANT, STATE PARK POLICE	ON 24-HOUR CALL
EVANS, SCOTT R	MOTOR VEHICLE TECHNICIAN IV	ON 24-HOUR CALL
FITZPATRICK JR, RONALD D	SERGEANT, GAME WARDEN	ON 24-HOUR CALL
FORD, CHARLES P	CAPTAIN, GAME WARDEN	ON 24-HOUR CALL
FORREST, TRAVIS	SERGEANT, STATE PARK POLICE	ON 24-HOUR CALL
FUENTES, JAVIER	CAPTAIN, GAME WARDEN	ON 24-HOUR CALL
GARTMAN, CHAD N	ASSISTANT COMMANDER, GAME WARDEN	ON 24-HOUR CALL

Texas Parks and Wildlife Department (802)
Schedule of State-Owned or Leased Vehicles Used by State Employees (Continued)
For the fiscal year ended August 31, 2019

EMPLOYEE NAME	JOB TITLE	REASON
The individuals listed below are required to drive state vehicles to or from work to ensure that vital agency functions are performed.		
GAYLER, CLINTON L	LIEUTENANT, GAME WARDEN	ON 24-HOUR CALL
GEER, JEFFREY	CAPTAIN, STATE PARK POLICE	ON 24-HOUR CALL
GONZALEA, JULIA	INFRASTRUCTURE DIVISION PROJECT MANAGER	WORK FROM RESIDENCE
GREEN, CHRISTOPHER	OFFICER, STATE PARK POLICE	ON 24-HOUR CALL
GROTH, WESLEY C	CAPTAIN, GAME WARDEN	ON 24-HOUR CALL
GUAJARDO-ECHOLS, CYNTHIA A	SERGEANT, GAME WARDEN	ON 24-HOUR CALL
GUINN, BRAD W	LIEUTENANT, GAME WARDEN	ON 24-HOUR CALL
GUINN, SHEA E	CAPTAIN, GAME WARDEN	ON 24-HOUR CALL
HALL, RYAN L	CAPTAIN, GAME WARDEN	ON 24-HOUR CALL
HALLIBURTON, DEE	EO DIVISION - POOL VEHICLE FOR EO	COMMUTE APPROVED
HANSON JR, MICHAEL J	CAPTAIN, GAME WARDEN	ON 24-HOUR CALL
HARPER, CHASE	OFFICER, STATE PARK POLICE	ON 24-HOUR CALL
HATFIELD, CODY G	CAPTAIN, GAME WARDEN	ON 24-HOUR CALL
HAVENS, ZACHARY S	CAPTAIN, GAME WARDEN	ON 24-HOUR CALL
HAVIS, DWAYNE H	LIEUTENANT, GAME WARDEN	ON 24-HOUR CALL
HEATON, JONATHAN E	CAPTAIN, GAME WARDEN	ON 24-HOUR CALL
HEINICKE, DAVID	OFFICER, STATE PARK POLICE	ON 24-HOUR CALL
HENDERSON, SIDNEY	OFFICER, STATE PARK POLICE	ON 24-HOUR CALL
HERMAN, BEN	CAPTAIN, STATE PARK POLICE	ON 24-HOUR CALL
HERNANDEZ, CRAIG K	CAPTAIN, GAME WARDEN	ON 24-HOUR CALL
HERVEY, SHAWN R	CAPTAIN, GAME WARDEN	ON 24-HOUR CALL
HEYSE, CHRISTOPHER D	MOTOR VEHICLE TECHNICIAN IV	ON 24-HOUR CALL
HUEBNER, JASON T	MAJOR, GAME WARDEN	ON 24-HOUR CALL
HUGGINS, DOUG	MAJOR, STATE PARK POLICE	ON 24-HOUR CALL
HUNT, CLINT L	CAPTAIN, GAME WARDEN	ON 24-HOUR CALL
JAMES, ADAM	SERGEANT, STATE PARK POLICE	ON 24-HOUR CALL
JONES, CHAD N	MAJOR, GAME WARDEN	ON 24-HOUR CALL
JONES, CODY J	ASSISTANT COMMANDER, GAME WARDEN	ON 24-HOUR CALL
JONES, GRAHAME L	DIRECTOR VI	ON 24-HOUR CALL
JONES, JASON B	LIEUTENANT, GAME WARDEN	ON 24-HOUR CALL
JURK, SCOTT A	CAPTAIN, GAME WARDEN	ON 24-HOUR CALL
KAUITZSCH, SHELDON	OFFICER, STATE PARK POLICE	ON 24-HOUR CALL
KEITHLY, MARK	OFFICER, STATE PARK POLICE	ON 24-HOUR CALL
KEMP, JENNIFER B	LIEUTENANT, GAME WARDEN	ON 24-HOUR CALL
KERN, CLINT	OFFICER, STATE PARK POLICE	ON 24-HOUR CALL
KILPATRICK, MATTHEW	OFFICER, STATE PARK POLICE	ON 24-HOUR CALL
KING, STORMY P	ASSISTANT COMMANDER, GAME WARDEN	ON 24-HOUR CALL
KLEIN, GRANT	OFFICER, STATE PARK POLICE	ON 24-HOUR CALL
KOCUREK, NEAL	OFFICER, STATE PARK POLICE	ON 24-HOUR CALL
KOENIG, JOSHUA J	CAPTAIN, GAME WARDEN	ON 24-HOUR CALL
LANGLEY, ALLISON RAY	OFFICER, STATE PARK POLICE	ON 24-HOUR CALL
LINDSEY, JAMES D	LIEUTENANT, GAME WARDEN	ON 24-HOUR CALL
LOOSEMORE, JEREMY	MOTOR VEHICLE TECHNICIAN III	ON 24-HOUR CALL
LOUDERMILK, LACY L	CAPTAIN, GAME WARDEN	ON 24-HOUR CALL
MARTIN, GRANT	OFFICER, STATE PARK POLICE	ON 24-HOUR CALL
MARTIN, KENNETH A	MOTOR VEHICLE TECHNICIAN III	ON 24-HOUR CALL
MASUR, MICHAEL WES	CHIEF OF STATE PARK POLICE	ON 24-HOUR CALL
MAY, LANCE R	LIEUTENANT, GAME WARDEN	ON 24-HOUR CALL
MAY, RICKY G	LIEUTENANT, GAME WARDEN	ON 24-HOUR CALL
MCANINCH, CHASE M	LIEUTENANT, GAME WARDEN	ON 24-HOUR CALL
MCGEHEE, ZANE	OFFICER, STATE PARK POLICE	ON 24-HOUR CALL
MCINTOSH, DAVID S	CHAPLAIN III	ON 24-HOUR CALL
MINTER, ERIC C	CAPTAIN, GAME WARDEN	ON 24-HOUR CALL
MITCHELL, MICHAEL V	ASSISTANT COMMANDER, GAME WARDEN	ON 24-HOUR CALL
MODGLING, DAVID	LIEUTENANT, STATE PARK POLICE	ON 24-HOUR CALL
MOORE, JOHN	CAPTAIN, STATE PARK POLICE	ON 24-HOUR CALL

Texas Parks and Wildlife Department (802)
Schedule of State-Owned or Leased Vehicles Used by State Employees (Concluded)
For the fiscal year ended August 31, 2019

EMPLOYEE NAME	JOB TITLE	REASON
The individuals listed below are required to drive state vehicles to or from work to ensure that vital agency functions are performed.		
MOORE, KEEGAN	OFFICER, STATE PARK POLICE	ON 24-HOUR CALL
MORSE, MICHAEL J	CAPTAIN, GAME WARDEN	ON 24-HOUR CALL
MURDEN, RUSSELL A	SERGEANT, GAME WARDEN	ON 24-HOUR CALL
MURPHY, JONATHAN	OFFICER, STATE PARK POLICE	ON 24-HOUR CALL
MURRAY II, DAVID A	MAJOR, GAME WARDEN	ON 24-HOUR CALL
MURRAY, CHRISTIAN T	LIEUTENANT, GAME WARDEN	ON 24-HOUR CALL
NICHOLS, NED A	LIEUTENANT, GAME WARDEN	ON 24-HOUR CALL
NIETO, DAVID A	CAPTAIN, GAME WARDEN	ON 24-HOUR CALL
NORTON, ANTHONY L	CAPTAIN, GAME WARDEN	ON 24-HOUR CALL
NYGREN, ERIK S	CAPTAIN, GAME WARDEN	ON 24-HOUR CALL
ORR, DANIEL A	MOTOR VEHICLE TECHNICIAN IV	ON 24-HOUR CALL
OZUNA, ANDREW MOSES	LIEUTENANT, GAME WARDEN	ON 24-HOUR CALL
PALACIOS, JOHN A	SERGEANT, GAME WARDEN	ON 24-HOUR CALL
PARK, COLLIS	CAPTAIN, STATE PARK POLICE	ON 24-HOUR CALL
PARKS, RICHARD	OFFICER, STATE PARK POLICE	ON 24-HOUR CALL
POSTELL, JAMES E	MOTOR VEHICLE TECHNICIAN IV	ON 24-HOUR CALL
POWELL, WILLIAM E	MAJOR, GAME WARDEN	ON 24-HOUR CALL
RANFT, JAMES B	MAJOR, GAME WARDEN	ON 24-HOUR CALL
REED, BRYAN C	ASSISTANT COMMANDER, GAME WARDEN	ON 24-HOUR CALL
REEDER, BRANDI L	CAPTAIN, GAME WARDEN	ON 24-HOUR CALL
RISINGER, DARRELL W	MOTOR VEHICLE TECHNICIAN III	ON 24-HOUR CALL
RIVERA, ENRIQUE	OFFICER, STATE PARK POLICE	ON 24-HOUR CALL
RODEN, MICHAEL	OFFICER, STATE PARK POLICE	ON 24-HOUR CALL
RODRIGUEZ, JEREMIAH	OFFICER, STATE PARK POLICE	ON 24-HOUR CALL
ROSE, BRANDON R	LIEUTENANT, GAME WARDEN	ON 24-HOUR CALL
RUIZ, FREDERICK G	CAPTAIN, GAME WARDEN	ON 24-HOUR CALL
SATSKY, BRENT E	MAJOR, GAME WARDEN	ON 24-HOUR CALL
SIMS, JASON A	LIEUTENANT, GAME WARDEN	ON 24-HOUR CALL
SMITH, LESTER	OFFICER, STATE PARK POLICE	ON 24-HOUR CALL
SMITH, SCOT	INFRASTRUCTURE DIVISION TXDOT PROGRAM MANAGER	WORK FROM RESIDENCE
SOOTER, JUSTIN	OFFICER, STATE PARK POLICE	ON 24-HOUR CALL
SOSA, LUIS A	ASSISTANT COMMANDER, GAME WARDEN	ON 24-HOUR CALL
SPEARS III, FLOYD R	CAPTAIN, GAME WARDEN	ON 24-HOUR CALL
STANNARD, KENNETH W	SERGEANT, GAME WARDEN	ON 24-HOUR CALL

MASTER FILE REPORT VERIFICATION FORM


Texas Parks and Wildlife Department
NAME OF AGENCY

802
AGENCY #

X Yes, the information contained in the Master File Report dated August 30, 2019, is a complete and correct listing of all my agency's land and building records.

 No, the information contained in the Master File Report dated , is not a complete and correct listing of my agency's land and building records. All discrepancies will be corrected no later than fifteen days from the date of the Master File Report. The Texas General Land Office will be notified of the corrections to the report.


William S Johnson, Property Manager, 802
Property Manager
(please print or type)


Signature

30-Aug-2019
Date

The Texas General Land Office hereby Certifies that the above stated agency is in Compliance with the real property inventory reporting requirements as stated in Texas Natural Resources Code, § NRC 31.153 - 31.156, et seq.

9-3-19
Date


Shaun Seale
State Real Property Inventory Manager



Texas Parks and Wildlife Department
4200 Smith School Road, Austin, Texas 78744

© 2019 TPWD PWD RP A0900-683 (11/19)

In accordance with Texas Depository Law, this publication is available at the
Texas State Publications Clearinghouse and/or Texas Depository Libraries.

TPWD receives funds from the USFWS. TPWD prohibits discrimination on the basis of race, color, religion, national origin, disability, age, and gender, pursuant to state and federal law. To request an accommodation or obtain information in an alternative format, please contact TPWD on a Text Telephone (TTY) at (512) 389-8915 or by Relay Texas at 7-1-1 or (800) 735-2989 or by email at accessibility@tpwd.texas.gov. If you believe you have been discriminated against by TPWD, please contact TPWD, 4200 Smith School Road, Austin, TX 78744, or the U.S. Fish and Wildlife Service, Office for Diversity and Workforce Management, 5275 Leesburg Pike, Falls Church, VA 22041.