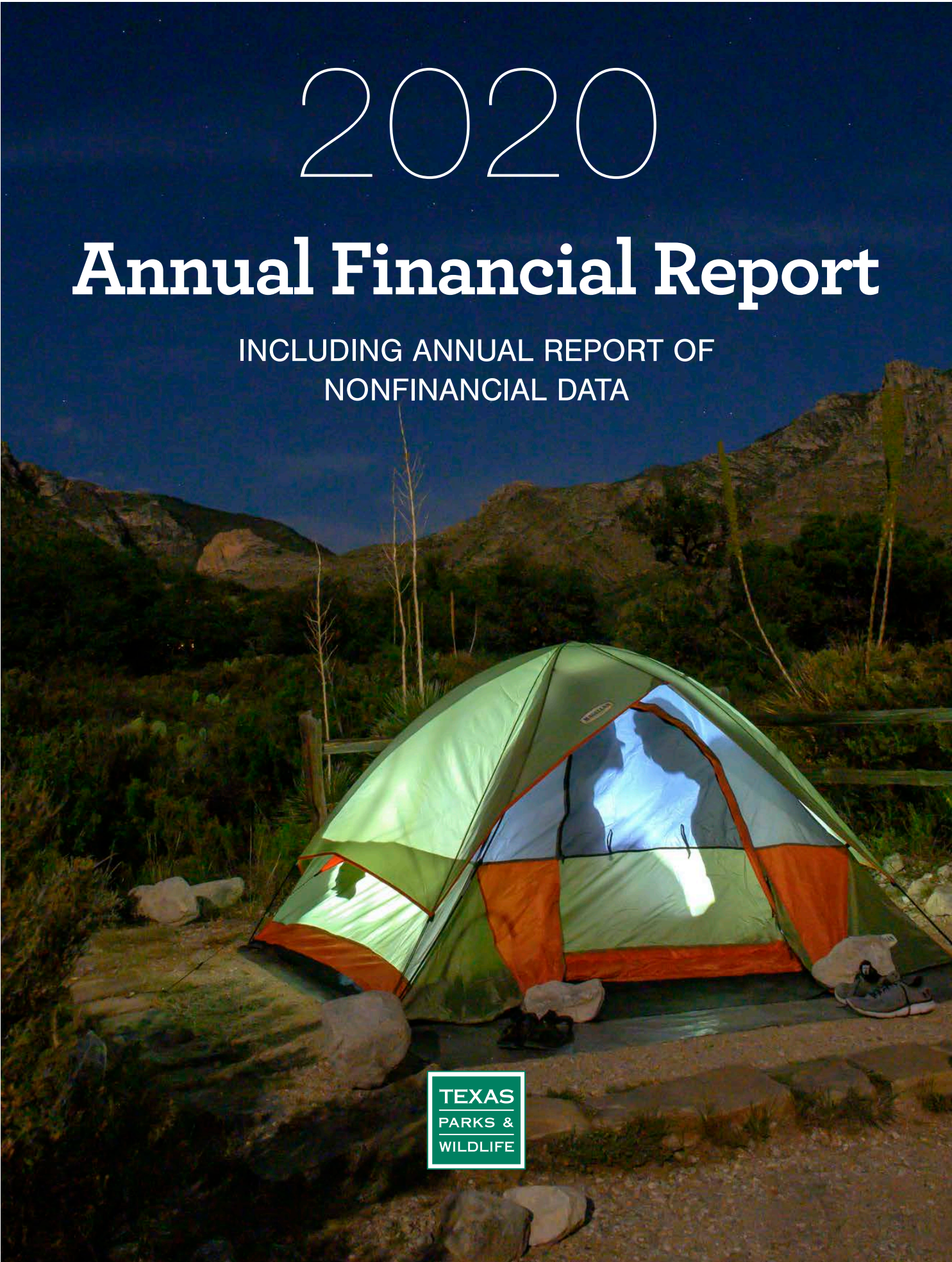


2020

Annual Financial Report

INCLUDING ANNUAL REPORT OF
NONFINANCIAL DATA



TEXAS
PARKS &
WILDLIFE



Texas Parks and Wildlife Department Annual Financial Report

For the Fiscal Year Ended
August 31, 2020

For accessibility assistance with this document, contact TPWD by email at accessibility@tpwd.texas.gov, on a Text Telephone (TTY) at (512) 389-8915, or by Relay Texas at 7-1-1 or (800) 735-2989.



Life's better outside.®

November 20, 2020

Commissioners

S. Reed Morian
Chairman
Houston

Arch "Beaver" Applin, III
Vice-Chairman
Lake Jackson

James E. Abell
Kilgore

Oliver J. Bell
Cleveland

Anna B. Galo
Laredo

Jeffery D. Hildebrand
Houston

Jeanne W. Latimer
San Antonio

Robert L. "Bobby" Patton, Jr.
Fort Worth

Dick Scott
Wimberley

Lee M. Bass
Chairman-Emeritus
Fort Worth

T. Dan Friedkin
Chairman-Emeritus
Houston

Carter P. Smith
Executive Director

The Honorable Greg Abbott, Governor
The Honorable Glenn Hegar, Texas Comptroller
Jerry McGinty, Director, Legislative Budget Board
Lisa Collier, CPA, CFE, CIDA, First Assistant State Auditor

Dear Governor Abbott, Comptroller Hegar, Mr. McGinty and Ms. Collier:

We are pleased to submit the annual financial report of the Texas Parks and Wildlife Department for the year ended August 31, 2020, in compliance with Texas Government Code Annotated, Section 2101.011, and in accordance with the requirements established by the Comptroller of Public Accounts.

Due to the statewide requirements embedded in Governmental Accounting Standards Board (GASB) Statement No. 34, *Basic Financial Statements – and Management's Discussion and Analysis – for State and Local Governments*, the Comptroller of Public Accounts does not require the accompanying annual financial report to comply with all the requirements in this statement. The financial report will be considered for audit by the state auditor as part of the audit of the State of Texas *Comprehensive Annual Financial Report (CAFR)*; therefore, an opinion has not been expressed on the financial statements and related information contained in this report.

If you have any questions, please contact Ms. Sylvette L. Ford, at (512) 389-4719. Mr. Brock Talley may be contacted at (512) 389-8679 for questions related to the Schedule of Expenditures of Federal Awards.

Sincerely,


Justin Halvorsen
Interim Chief Financial Officer



Texas Parks and Wildlife Commission



S. Reed Morian
Chairman
Houston



Arch "Beaver" Aplin, III
Vice-Chairman
Lake Jackson



James E. Abell
Kilgore



Oliver J. Bell
Cleveland



Anna B. Galo
Laredo



Jeffery D. Hildebrand
Houston



Jeanne W. Latimer
San Antonio



Robert L. "Bobby" Patton, Jr.
Fort Worth



Dick Scott
Wimberley



Lee M. Bass
Chairman-Emeritus
Fort Worth



T. Dan Friedkin
Chairman-Emeritus
Houston

Table of Contents

Letter of Transmittal

	<u>Page</u>
Government-wide Financial Statements:	
I Combined Balance Sheet/Statement of Net Position - Governmental Funds.....	1
II Combined Statement of Revenues, Expenditures and Changes in Fund Balances/Statement of Activities - Governmental Funds.....	3
VI Combined Statement of Fiduciary Net Position.....	5

Fund Financial Statements:

A-1 Combining Balance Sheet - All General and Consolidated Funds.....	6
A-2 Combining Statement of Revenues, Expenditures and Changes in Fund Balances - All General and Consolidated Funds.....	9
C-1 Combining Balance Sheet - Debt Service Funds.....	12
C-2 Combining Statement of Revenues, Expenditures and Changes in Fund Balances - Debt Service Funds.....	13
D-1 Combining Balance Sheet - Capital Projects Funds.....	14
D-2 Combining Statement of Revenues, Expenditures and Changes in Fund Balances - Capital Projects Funds.....	16
E-1 Combining Balance Sheet - Permanent Funds.....	18
E-2 Combining Statement of Revenues, Expenditures and Changes in Fund Balances - Permanent Funds.....	19
J-1 Combining Statement of Changes in Assets and Liabilities - Agency Funds.....	20

Notes to the Financial Statements:

1 Summary of Significant Accounting Policies.....	24
2 Capital Assets.....	34
3 Deposits, Investments and Repurchase Agreements.....	36
4 Short-Term Debt - Not Applicable.....	37
5 Long-Term Liabilities.....	38
6 Bonded Indebtedness - Not Applicable.....	40
7 Derivatives - Not Applicable.....	41
8 Leases.....	42
9 Defined Benefit Pension Plans and Defined Contribution Plan - Not Applicable.....	43
10 Deferred Compensation - Not Applicable.....	44
11 Postemployment Benefits Other than Pensions - Not Applicable.....	45
12 Interfund Activity and Transactions.....	46
13 Continuance Subject to Review.....	47
14 Adjustments to Fund Balances and Net Position.....	48
15 Contingencies and Commitments.....	49
16 Subsequent Events - Not Applicable.....	52
17 Risk Management.....	53
18 Management's Discussion and Analysis (MD&A) - Not Applicable.....	56
19 The Financial Reporting Entity.....	57
20 Stewardship, Compliance and Accountability.....	58
21 Not Applicable to the AFR.....	59
22 Donor Restricted Endowments.....	60
23 Extraordinary and Special Items - Not Applicable.....	61
24 Disaggregation of Receivable and Payable Balances - Not Applicable.....	62
25 Termination Benefits - Not Applicable.....	63
26 Segment Information - Not Applicable.....	64
27 Service Concession Arrangements - Not Applicable.....	65
28 Deferred Outflows of Resources and Deferred Inflows of Resources - Not Applicable.....	66
29 Troubled Debt Restructuring - Not Applicable.....	67
30 Non-Exchange Financial Guarantees - Not Applicable.....	68
31 Tax Abatements - Not Applicable.....	69
32 Governmental Fund Balances.....	70

Supplementary Schedules:

1A Schedule of Expenditures of Federal Awards.....	74
1B Schedule of State Grant Pass-Throughs From/To State Agencies.....	83

Letter of Transmittal

	<u>Page</u>
Annual Report of Nonfinancial Data:	
Schedule of Bonded Employees.....	85
Schedule of Space Occupied.....	86
Schedule of Professional/Consulting Fees and Legal Service Fees.....	100
Schedule of Aircraft Operation.....	104
Schedule of Itemized Purchases.....	115
HUB Strategic Plan Progress Form.....	117
Appropriation Item Transfer Schedule.....	118
Schedule of Vehicles Purchased.....	121
Schedule of State-Owned or Leased Vehicles Used by State Employees.....	127



Government-wide Financial Statements



UNAUDITED

Texas Parks and Wildlife Department (802)
EXHIBIT I - COMBINED BALANCE SHEET/STATEMENT OF NET POSITION - Governmental Funds
 August 31, 2020

	GENERAL (EXHIBIT A-1)	DEBT SERVICE (EXHIBIT C-1)	CAPITAL PROJECTS (EXHIBIT D-1)	PERMANENT (EXHIBIT E-1)	GOVERNMENTAL FUNDS 2020
ASSETS					
Current Assets:					
Cash and Cash Equivalents (Note 3)					
Cash on Hand	\$ 1,475,947.86	\$ -	\$ -	\$ -	\$ 1,475,947.86
Cash in Bank	9,294,609.81	-	-	-	9,294,609.81
Cash in State Treasury	340,781,264.63	365.74	-	661,502.19	341,443,132.56
Legislative Appropriations	21,108,882.59	-	-	-	21,108,882.59
Receivables from:					
Federal	5,979,931.06	-	-	-	5,979,931.06
Interest and Dividends	92,078.17	0.16	-	388.32	92,466.65
Accounts Receivables, Net	984,435.92	-	-	-	984,435.92
Due From Other Funds	75,477.73	-	-	-	75,477.73
Due From Other Agencies	6,262,012.33	-	52,489.69	-	6,314,502.02
Consumable Inventories	2,287,970.97	-	-	-	2,287,970.97
Merchandise Inventories	1,361,219.02	-	-	-	1,361,219.02
Total Current Assets	389,703,830.09	365.90	52,489.69	661,890.51	390,418,576.19
Non-Current Assets:					
Capital Assets (Note 2):					
Non-Depreciable/Non-Amortizable					
Infrastructure	-	-	-	-	-
Construction in Progress	-	-	-	-	-
Other Capital Assets	-	-	-	-	-
Land and Land Improvements	-	-	-	-	-
Land Use Rights-Permanent	-	-	-	-	-
Depreciable/Amortizable					
Vehicles, Boats, and Aircraft, Net	-	-	-	-	-
Furniture and Equipment, Net	-	-	-	-	-
Building and Building Improvements, Net	-	-	-	-	-
Infrastructure, Net	-	-	-	-	-
Facilities and Other Improvements, Net	-	-	-	-	-
Other Capital Assets, Net	-	-	-	-	-
Total Non-Current Assets	-	-	-	-	-
TOTAL ASSETS	\$ 389,703,830.09	\$ 365.90	\$ 52,489.69	\$ 661,890.51	\$ 390,418,576.19
DEFERRED OUTFLOWS OF RESOURCES					
Deferred Outflows of Resources (Note 28)	-	-	-	-	-
TOTAL DEFERRED OUTFLOWS OF RESOURCES	\$ -	\$ -	\$ -	\$ -	\$ -
LIABILITIES, DEFERRED INFLOWS OF RESOURCES AND FUND BALANCES					
Current Liabilities:					
Payables from:					
Accounts	\$ 6,198,394.65	\$ -	\$ 52,489.69	\$ -	\$ 6,250,884.34
Payroll	19,126,293.03	-	-	-	19,126,293.03
Due To Other Funds	75,477.73	-	-	-	75,477.73
Due To Other Agencies	12,418,754.92	-	-	-	12,418,754.92
Unearned Revenues	6,197,079.27	-	-	-	6,197,079.27
Claims and Judgment (Note 5)	-	-	-	-	-
Employees' Compensable Leave (Note 5)	-	-	-	-	-
Pollution Remediation Obligations (Note 5)	-	-	-	-	-
Total Current Liabilities	44,015,999.60	-	52,489.69	-	44,068,489.29
Non-Current Liabilities:					
Employees' Compensable Leave (Note 5)	-	-	-	-	-
Total Non-Current Liabilities	-	-	-	-	-
TOTAL LIABILITIES	44,015,999.60	-	52,489.69	-	44,068,489.29
DEFERRED INFLOWS OF RESOURCES					
Deferred Inflows of Resources (Note 28)	-	-	-	-	-
TOTAL DEFERRED INFLOWS OF RESOURCES	-	-	-	-	-
FUND FINANCIAL STATEMENT					
Fund Balances (Deficits):					
Nonspendable	23,649,189.99	-	-	287,277.24	23,936,467.23
Restricted	127,606,586.44	365.90	-	374,613.27	127,981,565.61
Committed	194,346,335.54	-	-	-	194,346,335.54
Assigned	-	-	-	-	-
Unassigned	85,718.52	-	-	-	85,718.52
Total Fund Balances *	345,687,830.49	365.90	-	661,890.51	346,350,086.90
TOTAL LIABILITIES, DEFERRED INFLOWS OF RESOURCES AND FUND BALANCES	\$ 389,703,830.09	\$ 365.90	\$ 52,489.69	\$ 661,890.51	\$ 390,418,576.19
GOVERNMENT-WIDE STATEMENT OF NET POSITION					
Net Position					
Net Investment in Capital Assets					
Restricted For					
Debt Service					
Capital Projects					
Employee Benefits					
Funds Held as Permanent Investments:					
Expendable				374,613.27	
Nonexpendable				287,277.24	
Other					
Unrestricted					
TOTAL NET POSITION					

* Column totals should agree to Exhibit II column totals
 The accompanying notes to the financial statements are an integral part of this statement

UNAUDITED

Texas Parks and Wildlife Department (802)
EXHIBIT I - COMBINED BALANCE SHEET/STATEMENT OF NET POSITION - Governmental Funds
 August 31, 2020

	CAPITAL ASSETS ADJUSTMENTS	LONG-TERM LIABILITIES ADJUSTMENTS	OTHER ADJUSTMENTS	STATEMENT OF NET POSITION
ASSETS				
Current Assets:				
Cash and Cash Equivalents (Note 3)				
Cash on Hand	\$ -	\$ -	\$ -	\$ 1,475,947.86
Cash in Bank	-	-	-	9,294,609.81
Cash in State Treasury	-	-	-	341,443,132.56
Legislative Appropriations	-	-	-	21,108,882.59
Receivables from:				
Federal	-	-	-	5,979,931.06
Interest and Dividends	-	-	-	92,466.65
Accounts Receivables, Net	-	-	-	984,435.92
Due From Other Funds	-	-	-	75,477.73
Due From Other Agencies	-	-	-	6,314,502.02
Consumable Inventories	-	-	-	2,287,970.97
Merchandise Inventories	-	-	-	1,361,219.02
Total Current Assets	-	-	-	390,418,576.19
Non-Current Assets:				
Capital Assets (Note 2):				
Non-Depreciable/Non-Amortizable				
Infrastructure, Net	265,393.82	-	-	265,393.82
Construction in Progress	104,861,150.23	-	-	104,861,150.23
Other Capital Assets, Net	42,685,231.08	-	-	42,685,231.08
Land and Land Improvements	317,385,966.36	-	-	317,385,966.36
Land Use Rights-Permanent	918,257.25	-	-	918,257.25
Depreciable/Amortizable				
Vehicles, Boats, and Aircraft, Net	37,977,342.54	-	-	37,977,342.54
Furniture and Equipment, Net	18,811,138.38	-	-	18,811,138.38
Building and Building Improvements, Net	96,129,938.64	-	-	96,129,938.64
Infrastructure, Net	70,840,993.31	-	-	70,840,993.31
Facilities and Other Improvements, Net	29,920,028.16	-	-	29,920,028.16
Other Capital Assets, Net	98,171.18	-	-	98,171.18
Total Non-Current Assets	719,893,610.95	-	-	719,893,610.95
TOTAL ASSETS	\$ 719,893,610.95	\$ -	\$ -	\$ 1,110,312,187.14
DEFERRED OUTFLOWS OF RESOURCES				
Deferred Outflows of Resources (Note 28)	-	-	-	-
TOTAL DEFERRED OUTFLOWS OF RESOURCES	\$ -	\$ -	\$ -	\$ -
LIABILITIES, DEFERRED INFLOWS OF RESOURCES AND FUND BALANCES				
Current Liabilities:				
Payables from:				
Accounts	\$ -	\$ -	\$ -	\$ 6,250,884.34
Payroll	-	-	-	19,126,293.03
Due To Other Funds	-	-	-	75,477.73
Due To Other Agencies	-	-	-	12,418,754.92
Unearned Revenues	-	-	-	6,197,079.27
Claims and Judgment (Note 5)	-	25,487.32	-	25,487.32
Employees' Compensable Leave (Note 5)	-	19,126,122.32	-	19,126,122.32
Pollution Remediation Obligations (Note 5)	-	435,753.14	-	435,753.14
Total Current Liabilities	-	19,587,362.78	-	63,655,852.07
Non-Current Liabilities:				
Employees' Compensable Leave (Note 5)	-	11,452,946.90	-	11,452,946.90
Pollution Remediation Obligations (Note 5)	-	67,483.83	-	67,483.83
Total Non-Current Liabilities	-	11,520,430.73	-	11,520,430.73
TOTAL LIABILITIES	-	31,107,793.51	-	75,176,282.80
DEFERRED INFLOWS OF RESOURCES				
Deferred Inflows of Resources (Note 28)	-	-	-	-
TOTAL DEFERRED INFLOWS OF RESOURCES	-	-	-	-
FUND FINANCIAL STATEMENT				
Fund Balances (Deficits):				
Nonspendable				23,936,467.23
Restricted				127,981,565.61
Committed				194,346,335.54
Assigned				-
Unassigned				85,718.52
Total Fund Balances	-	-	-	346,350,086.90
TOTAL LIABILITIES, DEFERRED INFLOWS OF RESOURCES AND FUND BALANCES	-	31,107,793.51	-	346,350,086.90
GOVERNMENT-WIDE STATEMENT OF NET POSITION				
Net Position				
Net Investment in Capital Assets	\$ 719,893,610.95	\$ -	\$ -	\$ 719,893,610.95
Restricted For:				
Debt Service	-	-	-	-
Capital Projects	-	-	-	-
Employee Benefits	-	-	-	-
Funds Held as Permanent Investments:				
Expendable	-	-	-	-
Nonexpendable	-	-	-	-
Other	-	-	-	-
Unrestricted	\$ -	(31,107,793.51)	\$ -	\$ (31,107,793.51)
TOTAL NET POSITION *	\$ 719,893,610.95	\$ (31,107,793.51)	\$ -	\$ 1,035,135,904.34

* Column totals should agree to Exhibit II column totals
 The accompanying notes to the financial statements are an integral part of this statement

UNAUDITED

Texas Parks and Wildlife Department (802)
EXHIBIT II - COMBINED STATEMENT OF REVENUES, EXPENDITURES AND
CHANGES IN FUND BALANCES/STATEMENT OF ACTIVITIES - Governmental Funds
 For the Fiscal Year Ended August 31, 2020

	GENERAL FUNDS (EXHIBIT A-2)	DEBIT SERVICE FUNDS (EXHIBIT C-2)	CAPITAL PROJECTS FUNDS (EXHIBIT D-2)	PERMANENT FUNDS (EXHIBIT E-2)	GOVERNMENTAL FUNDS TOTAL
REVENUES					
Legislative Appropriations:					
Original Appropriations (GR)	\$ 51,239,272.00	\$ -	\$ -	\$ -	\$ 51,239,272.00
Additional Appropriations (GR)	5,061,315.45	-	-	-	5,061,315.45
Taxes (GR)	4,003,869.84	-	-	-	4,003,869.84
Federal Revenue (PR-Operating Grants & Contr) (Schedule 1A)	59,151,416.61	-	-	-	59,151,416.61
Federal Pass-Through Revenue (PR-Operating Grants & Contr) (Schedule 1A)	1,707,168.17	-	-	-	1,707,168.17
State Grant Pass-Through Revenue (PR-Operating Grants & Contr) (Schedule 1B)	77,966.55	-	-	-	77,966.55
Licenses, Fees and Permits (PR-Chg for Serv)	188,998,432.24	-	-	-	188,998,432.24
Interest, Dividend and Other Income (GR)	2,514,582.53	365.90	-	10,553.22	2,525,501.65
Land Income (PR-Chg for Serv)	2,388,846.76	-	-	-	2,388,846.76
Settlement of Claims (GR)	1,058,920.21	-	-	-	1,058,920.21
Sales of Goods and Services (PR-Chg for Serv)	3,073,078.98	-	-	-	3,073,078.98
Other (PR-Operating Grants & Contr)	2,597,063.23	-	-	-	2,597,063.23
Other (GR)	4,356,496.17	-	-	-	4,356,496.17
TOTAL REVENUES	326,228,428.74	365.90	-	10,553.22	326,239,347.86
EXPENDITURES					
Salaries and Wages	168,404,337.04	-	36,507.90	-	168,440,844.94
Payroll Related Costs	74,669,955.47	-	10,868.67	-	74,680,824.14
Professional Fees and Services	14,544,642.85	-	993,563.67	-	15,538,206.52
Travel	1,877,276.11	-	2,671.76	-	1,879,947.87
Materials and Supplies	26,695,352.21	-	4,208.71	-	26,699,560.92
Communication and Utilities	12,917,257.73	-	5,471.29	-	12,922,729.02
Repairs and Maintenance	22,898,934.96	-	421,986.16	-	23,320,921.12
Rentals and Leases	4,673,425.89	-	-	-	4,673,425.89
Printing and Reproduction	1,538,759.35	-	155.06	-	1,538,914.41
Claims and Judgements (Note 17)	350,102.01	-	-	-	350,102.01
Federal Pass-Through Expenditure (Schedule 1A)	2,938,514.88	-	-	-	2,938,514.88
State Grant Pass-Through Expenditure (Schedule 1B)	309,085.78	-	-	-	309,085.78
Intergovernmental Payments	16,891,579.48	-	-	-	16,891,579.48
Public Assistance Payments	27,558,604.35	-	-	-	27,558,604.35
Other Expenditures	29,906,999.62	-	416,786.79	-	30,323,786.41
Capital Outlay	47,041,019.89	-	1,706,131.85	6,500.00	48,753,651.74
Depreciation and Amortization Expense	-	-	-	-	-
Pollution Remediation Obligation (Note 5)	-	-	-	-	-
TOTAL EXPENDITURES/EXPENSES	453,215,847.62	-	3,598,351.86	6,500.00	456,820,699.48
Excess (Deficiency) of Revenues					
Over (Under) Expenditures	(126,987,418.88)	365.90	(3,598,351.86)	4,053.22	(130,581,351.62)
OTHER FINANCING SOURCES (USES)					
Sale of Capital Assets	1,475,434.95	-	-	-	1,475,434.95
Transfers-In	172,458,646.91	-	5,626,470.45	-	178,085,117.36
Transfers-Out	(4,888,760.05)	(15.76)	(2,028,118.59)	-	(6,916,894.40)
Insurance Recoveries	212,446.72	-	-	-	212,446.72
Capital Grants & Contributions-Other Capital Grant Revenue	-	-	-	-	-
Gain (Loss) on Sale of Capital Assets	-	-	-	-	-
Increase Net Position-Interagency Transfer Capital Asset	-	-	-	-	-
Decrease Net Position-Interagency Transfer Capital Asset	-	-	-	-	-
TOTAL OTHER FINANCING SOURCES (USES)	169,257,768.53	(15.76)	3,598,351.86	-	172,856,104.63
SPECIAL ITEMS					
Proceeds from Sale of Park Land	-	-	-	-	-
EXTRAORDINARY ITEMS					
Natural Disaster	-	-	-	-	-
Net Change in Fund Balances/Net Position	42,270,349.65	350.14	-	4,053.22	42,274,753.01
FUND FINANCIAL STATEMENT - FUND BALANCES					
Fund Balances, September 1, 2019	304,459,371.01	15.76	-	657,837.29	305,117,224.06
Restatements (Note 14)	-	-	-	-	-
Fund Balances, September 1, 2019, as Restated	304,459,371.01	15.76	-	657,837.29	305,117,224.06
Appropriations Lapsed	(1,041,890.17)	-	-	-	(1,041,890.17)
FUND BALANCES, AUGUST 31, 2020	\$ 345,687,830.49	\$ 365.90	\$ -	\$ 661,890.51	\$ 346,350,086.90
GOVERNMENT-WIDE STATEMENT OF NET POSITION					
Net Position/Net Change in Net Position					346,350,086.90
Net Position, September 1, 2019					
Restatements					
Net Position, September 1, 2019, as Restated					
NET POSITION, AUGUST 31, 2020					\$ 346,350,086.90

UNAUDITED

Texas Parks and Wildlife Department (802)
EXHIBIT II - COMBINED STATEMENT OF REVENUES, EXPENDITURES AND
CHANGES IN FUND BALANCES/STATEMENT OF ACTIVITIES - Governmental Funds
 For the Fiscal Year Ended August 31, 2020

	CAPITAL ASSETS ADJUSTMENTS	LONG-TERM LIABILITIES ADJUSTMENTS	OTHER ADJUSTMENTS	STATEMENT OF ACTIVITIES
REVENUES				
Legislative Appropriations:				
Original Appropriations (GR)	\$ -	\$ -	\$ -	\$ 51,239,272.00
Additional Appropriations (GR)	-	-	-	5,061,315.45
Taxes (GR)	-	-	-	4,003,869.84
Federal Revenue (PR-Operating Grants & Contr) (Schedule 1A)	-	-	-	59,151,416.61
Federal Pass-Through Revenue (PR-Operating Grants & Contr) (Schedule 1A)	-	-	-	1,707,168.17
State Grant Pass-Through Revenue (PR-Operating Grants & Contr) (Schedule 1B)	-	-	-	77,966.55
Licenses, Fees and Permits (PR-Chg for Serv)	-	-	-	188,998,432.24
Interest, Dividend and Other Income (GR)	-	-	-	2,525,501.65
Land Income (PR-Chg for Serv)	-	-	-	2,388,846.76
Settlement of Claims (GR)	-	-	-	1,058,920.21
Sales of Goods and Services (PR-Chg for Serv)	-	-	-	3,073,078.98
Other (PR-Operating Grants & Contr)	-	-	-	2,597,063.23
Other (GR)	-	-	-	4,356,496.17
TOTAL REVENUES	-	-	-	326,239,347.86
EXPENDITURES				
Salaries and Wages	-	2,290,668.51	-	170,731,513.45
Payroll Related Costs	-	-	-	74,680,824.14
Professional Fees and Services	-	-	-	15,538,206.52
Travel	-	-	-	1,879,947.87
Materials and Supplies	-	-	-	26,699,560.92
Communication and Utilities	-	-	-	12,922,729.02
Repairs and Maintenance	-	-	-	23,320,921.12
Rentals and Leases	-	-	-	4,673,425.89
Printing and Reproduction	-	-	-	1,538,914.41
Claims and Judgements (Note 17)	-	22,771.94	-	372,873.95
Federal Pass-Through Expenditure (Schedule 1A)	-	-	-	2,938,514.88
State Grant Pass-Through Expenditure (Schedule 1B)	-	-	-	309,085.78
Intergovernmental Payments	-	-	-	16,891,579.48
Public Assistance Payments	-	-	-	27,558,604.35
Other Expenditures	-	-	-	30,323,786.41
Capital Outlay	(48,753,651.74)	-	-	-
Depreciation and Amortization Expense	27,804,196.62	-	-	27,804,196.62
Pollution Remediation Obligation (Note 5)	-	86,992.95	-	86,992.95
TOTAL EXPENDITURES/EXPENSES	(20,949,455.12)	2,400,433.40	-	438,271,677.76
Excess (Deficiency) of Revenues				
Over (Under) Expenditures	20,949,455.12	(2,400,433.40)	-	(112,032,329.90)
OTHER FINANCING SOURCES (USES)				
Sale of Capital Assets	(1,475,434.95)	-	-	-
Transfers-In	-	-	-	178,085,117.36
Transfers-Out	(110,082.53)	-	-	(7,026,976.93)
Insurance Recoveries	-	-	-	212,446.72
Capital Grants & Contributions-Other Capital Grant Revenue	1,929,180.96	-	-	1,929,180.96
Gain (Loss) on Sale of Capital Assets	874,652.01	-	-	874,652.01
Increase Net Position-Interagency Transfer Capital Asset	-	-	-	-
Decrease Net Position-Interagency Transfer Capital Asset	(21,691,529.92)	-	-	(21,691,529.92)
TOTAL OTHER FINANCING SOURCES (USES)	(20,473,214.43)	-	-	152,382,890.20
SPECIAL ITEMS				
Proceeds from Sale of Park Land				-
EXTRAORDINARY ITEMS				
Natural Disaster				-
Net Change in Fund Balances/Net Position				40,350,560.30
FUND FINANCIAL STATEMENT-FUND BALANCES				
Fund Balances, September 1, 2019				305,117,224.06
Restatements (Note 14)				-
Fund Balances, September 1, 2019, as Restated				305,117,224.06
Appropriations Lapsed				(1,041,890.17)
FUND BALANCES, AUGUST 31, 2020				\$ 344,425,894.19
GOVERNMENT-WIDE STATEMENT OF NET POSITION				
Net Position/Net Change in Net Position	476,240.69	(2,400,433.40)	-	344,425,894.19
Net Position, September 1, 2019	720,026,744.18	(28,707,360.11)	-	691,319,384.07
Restatements	(609,373.92)	-	-	(609,373.92)
Net Position, September 1, 2019, as Restated	719,417,370.26	(28,707,360.11)	-	690,710,010.15
NET POSITION, AUGUST 31, 2020	\$ 719,893,610.95	\$ (31,107,793.51)	\$ -	\$ 1,035,135,904.34

The accompanying notes to the financial statements are an integral part of this statement.

UNAUDITED

Texas Parks & Wildlife Department (802)
EXHIBIT VI - COMBINED STATEMENT OF FIDUCIARY
NET POSITION
 August 31, 2020

	AGENCY FUNDS (EXHIBIT J-1)	TOTALS 2020
ASSETS		
Cash and Cash Equivalents (Note 3)		
Cash in State Treasury	\$ 467,648.14	\$ 467,648.14
Receivables from:		
Accounts Receivable, Net	(77,449.48)	(77,449.48)
Total Current Assets	390,198.66	390,198.66
TOTAL ASSETS	390,198.66	390,198.66
DEFERRED OUTFLOWS OF RESOURCES		
Deferred Outflows of Resources (Note 28)	-	-
TOTAL DEFERRED OUTFLOWS OF RESOURCES	-	-
LIABILITIES		
Current Liabilities:		
Other Intergovernmental Payables	\$ 24,679.42	24,679.42
Due to Other Agencies	103,159.00	\$ 103,159.00
Funds Held for Others	262,360.24	262,360.24
Total Current Liabilities	390,198.66	390,198.66
TOTAL LIABILITIES	390,198.66	390,198.66
DEFERRED INFLOWS OF RESOURCES		
Deferred Inflows of Resources (Note 28)	-	-
TOTAL DEFERRED INFLOWS OF RESOURCES	-	-
NET POSITION		
TOTAL NET POSITION	\$ (0.00)	\$ (0.00)

The accompanying notes to the financial statements are an integral part of this statement.



Fund Financial Statements



UNAUDITED

Texas Parks and Wildlife Department (802)
 EXHIBIT A-1 - COMBINING BALANCE SHEET - ALL GENERAL AND CONSOLIDATED FUNDS
 August 31, 2020

GENERAL REVENUE FUND (0001)	GAME, FISH AND WATER SAFETY (0009)	STATE PARKS (0064)	FEDERAL LAND AND WATER CONSERVATION (0223)	TEXAS RECREATION AND PARKS (0467)
-----------------------------	------------------------------------	--------------------	--	-----------------------------------

ASSETS

Current Assets:

Cash and Cash Equivalents					
Cash on Hand	\$ -	\$ 854,481.22	\$ 620,962.64	\$ -	\$ -
Cash in Bank	12,895.58	8,503,789.10	732,523.72	-	80.00
Cash in State Treasury	-	127,198,671.65	66,167,955.27	8,706.29	27,476,048.48
Legislative Appropriations	21,108,882.59	-	-	-	-
Receivables from:					
Federal	-	5,603,372.80	-	-	376,558.26
Interest and Dividends	-	66,995.15	-	-	-
Accounts Receivables, Net	1.00	846,404.15	137,972.39	-	-
Due From Other Funds	263.72	45,214.01	30,000.00	-	-
Due From Other Agencies	-	4,973.43	5,341,152.88	-	68,957.84
Consumable Inventories	2,287,970.97	-	-	-	-
Merchandise Inventories	-	-	1,361,219.02	-	-
Total Current Assets	23,410,013.86	143,123,901.51	74,391,785.92	8,706.29	27,921,644.58
Total Non-Current Assets	-	-	-	-	-
TOTAL ASSETS	\$ 23,410,013.86	\$ 143,123,901.51	\$ 74,391,785.92	\$ 8,706.29	\$ 27,921,644.58

DEFERRED OUTFLOWS OF RESOURCES

Deferred Outflows of Resources	-	-	-	-	-
TOTAL DEFERRED OUTFLOWS OF RESOURCES	-	-	-	-	-

LIABILITIES, DEFERRED INFLOWS OF RESOURCES AND FUND BALANCES

Liabilities

Current Liabilities:

Payables from:					
Accounts	\$ 47,009.48	\$ 2,804,641.80	\$ 704,345.16	\$ -	\$ -
Payroll	-	11,311,385.75	7,672,511.34	-	103,050.04
Due To Other Funds	-	45,477.73	-	-	-
Due To Other Agencies	74,044.76	12,313,317.48	-	-	8,237.64
Unearned Revenues	-	805,865.26	5,391,214.01	-	-
Total Current Liabilities	121,054.24	27,280,688.02	13,768,070.51	-	111,287.68
Total Non-Current Liabilities	-	-	-	-	-
TOTAL LIABILITIES	121,054.24	27,280,688.02	13,768,070.51	-	111,287.68

DEFERRED INFLOWS OF RESOURCES

Deferred Inflows of Resources	-	-	-	-	-
TOTAL DEFERRED INFLOWS OF RESOURCES	-	-	-	-	-

Fund Balances (Deficits):

Nonspendable	2,287,970.97	-	1,361,219.02	-	-
Restricted	-	115,843,213.49	760,063.92	8,706.29	3,062,579.59
Committed	21,000,988.65	-	58,502,432.47	-	24,747,777.31
Assigned	-	-	-	-	-
Unassigned	-	-	-	-	-
Total Fund Balances	23,288,959.62	115,843,213.49	60,623,715.41	8,706.29	27,810,356.90
TOTAL LIABILITIES, DEFERRED INFLOWS OF RESOURCES AND FUND BALANCES	\$ 23,410,013.86	\$ 143,123,901.51	\$ 74,391,785.92	\$ 8,706.29	\$ 27,921,644.58

UNAUDITED

Texas Parks and Wildlife Department (802)
 EXHIBIT A-1 - COMBINING BALANCE SHEET - ALL GENERAL AND CONSOLIDATED FUNDS
 August 31, 2020

NON-GAME AND ENDANGERED SPECIES CONSERVATION (0506)	LIFETIME LICENSE ENDOWMENT (0544)	ECONOMIC STABILIZATION (0599)	ARTIFICIAL REEF (0679)	LICENSE PLATE TRUST (0802)
---	--	-------------------------------------	------------------------------	-------------------------------------

ASSETS

Current Assets:

Cash and Cash Equivalents					
Cash on Hand	\$ 504.00	\$ -	\$ -	\$ -	\$ -
Cash in Bank	826.31	44,495.10	-	-	-
Cash in State Treasury	1,601,548.75	27,878,109.56	-	14,150,039.06	-
Legislative Appropriations	-	-	-	-	-
Receivables from:					
Federal	-	-	-	-	-
Interest and Dividends	-	16,364.89	-	8,315.26	402.87
Accounts Receivables, Net	40.28	18.10	-	-	-
Due From Other Funds	-	-	-	-	-
Due From Other Agencies	-	-	298,010.71	-	30,449.50
Consumable Inventories	-	-	-	-	-
Merchandise Inventories	-	-	-	-	-
Total Current Assets	1,602,919.34	27,938,987.65	298,010.71	14,158,354.32	30,852.37
Total Non-Current Assets	-	-	-	-	-
TOTAL ASSETS	\$ 1,602,919.34	\$ 27,938,987.65	\$ 298,010.71	\$ 14,158,354.32	\$ 30,852.37

DEFERRED OUTFLOWS OF RESOURCES

Deferred Outflows of Resources	-	-	-	-	-
TOTAL DEFERRED OUTFLOWS OF RESOURCES	-	-	-	-	-

LIABILITIES, DEFERRED INFLOWS OF RESOURCES AND FUND BALANCES

Liabilities

Current Liabilities:

Payables from:					
Accounts	\$ 40.28	\$ 20,125.31	\$ 298,010.71	\$ 1,905.54	\$ 30,449.50
Payroll	-	-	-	-	-
Due To Other Funds	-	-	-	-	-
Due To Other Agencies	-	-	-	-	23,155.04
Unearned Revenues	-	-	-	-	-
Total Current Liabilities	40.28	20,125.31	298,010.71	1,905.54	53,604.54
Total Non-Current Liabilities	-	-	-	-	-
TOTAL LIABILITIES	40.28	20,125.31	298,010.71	1,905.54	53,604.54

DEFERRED INFLOWS OF RESOURCES

Deferred Inflows of Resources	-	-	-	-	-
TOTAL DEFERRED INFLOWS OF RESOURCES	-	-	-	-	-

Fund Balances (Deficits):

Nonspendable	-	20,000,000.00	-	-	-
Restricted	24.50	7,918,862.34	-	13,136.31	-
Committed	1,494,383.87	-	-	14,143,312.47	-
Assigned	-	-	-	-	-
Unassigned	108,470.69	-	-	-	(22,752.17)
Total Fund Balances	1,602,879.06	27,918,862.34	-	14,156,448.78	(22,752.17)
TOTAL LIABILITIES, DEFERRED INFLOWS OF RESOURCES AND FUND BALANCES	\$ 1,602,919.34	\$ 27,938,987.65	\$ 298,010.71	\$ 14,158,354.32	\$ 30,852.37

UNAUDITED

Texas Parks and Wildlife Department (802)
 EXHIBIT A-1 - COMBINING BALANCE SHEET - ALL GENERAL AND CONSOLIDATED FUNDS
 August 31, 2020

PARKS AND WILDLIFE CONSERVATION AND CAPITAL (5004)	LARGE COUNTY AND MUNICIPAL RECREATION AND PARKS (5150)	DEFERRED MAINTENANCE (5166)	TOTALS (EXHIBIT 1) 2020
--	--	-----------------------------	-------------------------

ASSETS

Current Assets:

Cash and Cash Equivalents				
Cash on Hand	\$ -	\$ -	\$ -	\$ 1,475,947.86
Cash in Bank	-	-	-	9,294,609.81
Cash in State Treasury	59,123,827.88	17,176,357.69	-	340,781,264.63
Legislative Appropriations	-	-	-	21,108,882.59
Receivables from:				
Federal	-	-	-	5,979,931.06
Interest and Dividends	-	-	-	92,078.17
Accounts Receivables, Net	-	-	-	984,435.92
Due From Other Funds	-	-	-	75,477.73
Due From Other Agencies	-	30,837.85	487,630.12	6,262,012.33
Consumable Inventories	-	-	-	2,287,970.97
Merchandise Inventories	-	-	-	1,361,219.02
Total Current Assets	59,123,827.88	17,207,195.54	487,630.12	389,703,830.09
Total Non-Current Assets	-	-	-	-
TOTAL ASSETS	\$ 59,123,827.88	\$ 17,207,195.54	\$ 487,630.12	\$ 389,703,830.09

DEFERRED OUTFLOWS OF RESOURCES

Deferred Outflows of Resources	-	-	-	-
TOTAL DEFERRED OUTFLOWS OF RESOURCES	-	-	-	-

LIABILITIES, DEFERRED INFLOWS OF RESOURCES AND FUND BALANCES

Liabilities

Current Liabilities:

Payables from:				
Accounts	\$ 1,804,236.75	\$ -	\$ 487,630.12	\$ 6,198,394.65
Payroll	-	39,345.90	-	19,126,293.03
Due To Other Funds	30,000.00	-	-	75,477.73
Due To Other Agencies	-	-	-	12,418,754.92
Unearned Revenues	-	-	-	6,197,079.27
Total Current Liabilities	1,834,236.75	39,345.90	487,630.12	44,015,999.60
Total Non-Current Liabilities	-	-	-	-
TOTAL LIABILITIES	1,834,236.75	39,345.90	487,630.12	44,015,999.60

DEFERRED INFLOWS OF RESOURCES

Deferred Inflows of Resources	-	-	-	-
TOTAL DEFERRED INFLOWS OF RESOURCES	-	-	-	-

Fund Balances (Deficits):

Nonspendable	-	-	-	23,649,189.99
Restricted	-	-	-	127,606,586.44
Committed	57,289,591.13	17,167,849.64	-	194,346,335.54
Assigned	-	-	-	-
Unassigned	-	-	-	85,718.52
Total Fund Balances	57,289,591.13	17,167,849.64	-	345,687,830.49
TOTAL LIABILITIES, DEFERRED INFLOWS OF RESOURCES AND FUND BALANCES	\$ 59,123,827.88	\$ 17,207,195.54	\$ 487,630.12	\$ 389,703,830.09

UNAUDITED

Texas Parks and Wildlife Department (802)
EXHIBIT A-2 - COMBINING STATEMENT OF REVENUES, EXPENDITURES AND
CHANGES IN FUND BALANCES - All General and Consolidated Funds
 For the fiscal year ended August 31, 2020

	GENERAL REVENUE (0001)	GAME, FISH AND WATER SAFETY (0009)	STATE PARKS (0064)	FEDERAL LAND AND WATER CONSERVATION (0223)	TEXAS RECREATION AND PARKS (0467)
REVENUES					
Legislative Appropriations:					
Original Appropriations (GR)	\$ 51,239,272.00	\$ -	\$ -	\$ -	\$ -
Additional Appropriations (GR)	5,061,315.45	-	-	-	-
Taxes (GR)	-	4,003,869.84	-	-	-
Federal Revenue (PR-Operating Grants & Contr)	255,521.00	53,529,095.17	89,417.72	-	5,277,382.72
Federal Pass-Through Revenue (PR-Operating Grants & Contr)	-	1,546,316.78	160,851.39	-	-
State Grant Pass-Through Revenue (PR-Operating Grants & Contr)	-	47,966.55	-	-	-
Licenses, Fees and Permits (PR-Chg for Serv)	437,844.54	140,872,451.42	45,647,603.33	-	-
Interest, Dividend and Other Income (GR)	-	1,823,462.75	-	-	-
Land Income (PR-Chg for Serv)	-	1,468,723.72	920,123.04	-	-
Settlement of Claims (GR)	-	497,291.65	561,628.56	-	-
Sales of Goods and Services (PR-Chg for Serv)	18,743.12	1,771,935.65	1,281,190.53	-	-
Other (PR-Operating Grants & Contr)	-	919,309.39	1,203,470.04	-	-
Other (GR)	192,194.31	3,425,999.70	738,302.16	-	-
TOTAL REVENUES	57,204,890.42	209,906,422.62	50,602,586.77	-	5,277,382.72
EXPENDITURES					
Salaries and Wages	16,284,011.68	85,466,958.95	65,018,346.54	-	993,469.97
Payroll Related Costs	6,187,743.76	32,914,903.74	25,440,255.10	-	2,276,369.11
Professional Fees and Services	653,807.88	4,851,963.84	5,953,274.59	-	309,088.05
Travel	161,220.34	951,457.68	677,763.25	-	31,637.84
Materials and Supplies	1,860,127.73	12,716,653.73	12,217,240.23	-	159,919.69
Communication and Utilities	337,628.10	6,216,809.49	6,319,194.69	-	15,079.27
Repairs and Maintenance	195,899.83	4,347,962.36	6,737,856.35	-	3,474.79
Rentals and Leases	322,235.16	3,322,958.27	607,141.00	-	109,135.69
Printing and Reproduction	19,493.06	877,600.88	613,977.24	-	145.96
Claims and Judgements	-	315,502.07	34,599.94	-	-
Federal Grant Pass-Through Expenditure	-	2,938,514.88	-	-	-
State Grant Pass-Through Expenditure	75,951.88	84,826.75	14,118.90	-	63,915.81
Intergovernmental Payments	-	2,575,937.33	-	-	9,692,305.46
Public Assistance Payments	12,358,912.52	7,600,376.71	771,629.20	-	1,184,800.48
Other Expenditures	1,204,525.15	11,829,650.74	5,832,299.65	-	90,313.21
Capital Outlay	5,599,621.49	16,834,323.15	7,375,429.48	-	1,378,291.49
TOTAL EXPENDITURES	45,261,178.58	193,846,400.57	137,613,126.16	-	16,307,946.82
Excess (Deficiency) of Revenues Over (Under) Expenditures	11,943,711.84	16,060,022.05	(87,010,539.39)	-	(11,030,564.10)
OTHER FINANCING SOURCES (USES)					
Bond and Note Issued	-	-	-	-	-
Sale of Capital Assets	74,035.19	847,819.27	553,580.49	-	-
Transfers-In	38,940.80	2,479,336.90	88,065,011.55	-	10,232,373.13
Transfers-Out	(1,150,526.25)	(2,319,201.12)	(38,940.80)	-	-
Insurance Recoveries	-	204,425.45	8,021.27	-	-
TOTAL OTHER FINANCING SOURCES (USES)	(1,037,550.26)	1,212,380.50	88,587,672.51	-	10,232,373.13
SPECIAL ITEMS					
Proceeds from Sale of Park Land	-	-	-	-	-
EXTRAORDINARY ITEMS					
Natural Disaster	-	-	-	-	-
Net Change in Fund Balances	10,906,161.58	17,272,402.55	1,577,133.12	-	(798,190.97)
FUND FINANCIAL STATEMENT - FUND BALANCES					
Fund Balances, September 1, 2019	13,424,688.21	98,570,810.94	59,046,582.29	8,706.29	28,608,547.87
Restatements (Note 14)	-	-	-	-	-
Fund Balances, September 1, 2019, as Restated	13,424,688.21	98,570,810.94	59,046,582.29	8,706.29	28,608,547.87
Appropriations Lapsed	(1,041,890.17)	-	-	-	-
FUND BALANCES, AUGUST 31, 2020	\$ 23,288,959.62	\$ 115,843,213.49	\$ 60,623,715.41	\$ 8,706.29	\$ 27,810,356.90

UNAUDITED

Texas Parks and Wildlife Department (802)
EXHIBIT A-2 - COMBINING STATEMENT OF REVENUES, EXPENDITURES AND
CHANGES IN FUND BALANCES - All General and Consolidated Funds
 For the fiscal year ended August 31, 2020

NON-GAME AND ENDANGERED SPECIES CONSERVATION (0506)	LIFETIME LICENSE ENDOWMENT (0544)	ECONOMIC STABILIZATION (0599)	ARTIFICIAL REEF (0679)	LICENSE PLATE TRUST (0802)
---	--	-------------------------------------	------------------------------	-------------------------------------

REVENUES

Legislative Appropriations:					
Original Appropriations (GR)	\$ -	\$ -	\$ -	\$ -	\$ -
Additional Appropriations (GR)	-	-	-	-	-
Taxes (GR)	-	-	-	-	-
Federal Revenue (PR-Operating Grants & Contr)	-	-	-	-	-
Federal Pass-Through Revenue (PR-Operating Grants & Contr)	-	-	-	-	-
State Grant Pass-Through Revenue (PR-Operating Grants & Contr)	-	-	-	-	-
Licenses, Fees and Permits (PR-Chg for Serv)	34,569.00	1,352,087.04	-	-	653,876.91
Interest, Dividend and Other Income (GR)	-	452,637.79	-	228,016.45	10,465.54
Land Income (PR-Chg for Serv)	-	-	-	-	-
Settlement of Claims (GR)	-	-	-	-	-
Sales of Goods and Services (PR-Chg for Serv)	1,209.68	-	-	-	-
Other (PR-Operating Grants & Contr)	3,232.80	1,051.00	-	500,000.00	-
Other (GR)	-	-	-	-	-
TOTAL REVENUES	39,011.48	1,805,775.83	-	728,016.45	664,342.45

EXPENDITURES

Salaries and Wages	9,964.18	-	-	200,420.07	-
Payroll Related Costs	13,236.68	-	-	62,355.87	-
Professional Fees and Services	-	57,301.75	142,726.99	138,799.08	14,763.44
Travel	-	(112.59)	7,843.16	3,362.43	6,235.56
Materials and Supplies	1,434.56	(685,604.22)	24,761.41	75,399.90	153,353.82
Communication and Utilities	-	-	2,073.55	676.29	2,315.34
Repairs and Maintenance	-	-	44,999.06	8,408.19	1,847.80
Rentals and Leases	-	125,000.00	8,155.72	90.00	51,810.53
Printing and Reproduction	-	-	3,417.84	1,448.00	19,936.50
Claims and Judgements	-	-	-	-	-
Federal Grant Pass-Through Expenditure	-	-	-	-	-
State Grant Pass-Through Expenditure	-	-	-	-	73,034.93
Intergovernmental Payments	-	-	-	-	29,999.01
Public Assistance Payments	1,080.43	-	4,631,875.00	-	122,270.51
Other Expenditures	482.34	(11,375.18)	74,575.16	105,260.60	304,830.74
Capital Outlay	-	2,882,868.48	5,000,000.00	-	-
TOTAL EXPENDITURES	26,198.19	2,368,078.24	9,940,427.89	596,220.43	780,398.18

Excess (Deficiency) of Revenues					
Over (Under) Expenditures	12,813.29	(562,302.41)	(9,940,427.89)	131,796.02	(116,055.73)

OTHER FINANCING SOURCES (USES)

Bond and Note Issued	-	-	-	-	-
Sale of Capital Assets	-	-	-	-	-
Transfers-In	-	-	9,940,427.89	-	374,588.98
Transfers-Out	-	-	-	-	(158,573.75)
Insurance Recoveries	-	-	-	-	-
TOTAL OTHER FINANCING SOURCES (USES)	-	-	9,940,427.89	-	216,015.23

SPECIAL ITEMS

Proceeds from Sale of Park Land	-	-	-	-	-
---------------------------------	---	---	---	---	---

EXTRAORDINARY ITEMS

Natural Disaster	-	-	-	-	-
Net Change in Fund Balances	12,813.29	(562,302.41)	-	131,796.02	99,959.50

FUND FINANCIAL STATEMENT - FUND BALANCES

Fund Balances, September 1, 2019	1,590,065.77	28,481,164.75	-	14,024,652.76	(122,711.67)
Restatements (Note 14)	-	-	-	-	-
Fund Balances, September 1, 2019, as Restated	1,590,065.77	28,481,164.75	-	14,024,652.76	(122,711.67)
Appropriations Lapsed	-	-	-	-	-
FUND BALANCES, AUGUST 31, 2020	\$ 1,602,879.06	\$ 27,918,862.34	\$ -	\$ 14,156,448.78	\$ (22,752.17)

UNAUDITED

Texas Parks and Wildlife Department (802)
EXHIBIT A-2 - COMBINING STATEMENT OF REVENUES, EXPENDITURES AND
CHANGES IN FUND BALANCES - All General and Consolidated Funds
 For the fiscal year ended August 31, 2020

PARKS AND WILDLIFE CONSERVATION AND CAPITAL (5004)	LARGE COUNTY AND MUNICIPAL RECREATION AND PARKS (5150)	DEFERRED MAINTENANCE (5166)	TOTALS (EXHIBIT II) 2020
--	--	-----------------------------	--------------------------

REVENUES

Legislative Appropriations:				
Original Appropriations (GR)	\$ -	\$ -	\$ -	\$ 51,239,272.00
Additional Appropriations (GR)	-	-	-	5,061,315.45
Taxes (GR)	-	-	-	4,003,869.84
Federal Revenue (PR-Operating Grants & Contr)	-	-	-	59,151,416.61
Federal Pass-Through Revenue (PR-Operating Grants & Contr)	-	-	-	1,707,168.17
State Grant Pass-Through Revenue (PR-Operating Grants & Contr)	30,000.00	-	-	77,966.55
Licenses, Fees and Permits (PR-Chg for Serv)	-	-	-	188,998,432.24
Interest, Dividend and Other Income (GR)	-	-	-	2,514,582.53
Land Income (PR-Chg for Serv)	-	-	-	2,388,846.76
Settlement of Claims (GR)	-	-	-	1,058,920.21
Sales of Goods and Services (PR-Chg for Serv)	-	-	-	3,073,078.98
Other (PR-Operating Grants & Contr)	(30,000.00)	-	-	2,597,063.23
Other (GR)	-	-	-	4,356,496.17
TOTAL REVENUES	-	-	-	326,228,428.74

EXPENDITURES

Salaries and Wages	122,200.10	308,965.55	-	168,404,337.04
Payroll Related Costs	6,618,641.26	1,156,449.95	-	74,669,955.47
Professional Fees and Services	1,712,604.27	2,788.80	707,524.16	14,544,642.85
Travel	26,532.93	11,335.51	-	1,877,276.11
Materials and Supplies	120,334.59	51,730.77	-	26,695,352.21
Communication and Utilities	18,067.82	5,413.18	-	12,917,257.73
Repairs and Maintenance	10,661,168.63	385.22	896,932.73	22,898,934.96
Rentals and Leases	68,884.55	58,014.97	-	4,673,425.89
Printing and Reproduction	2,677.32	62.55	-	1,538,759.35
Claims and Judgements	-	-	-	350,102.01
Federal Grant Pass-Through Expenditure	-	-	-	2,938,514.88
State Grant Pass-Through Expenditure	-	(2,762.49)	-	309,085.78
Intergovernmental Payments	-	4,593,337.68	-	16,891,579.48
Public Assistance Payments	565,286.00	322,373.50	-	27,558,604.35
Other Expenditures	10,380,723.89	38,583.94	57,129.38	29,906,999.62
Capital Outlay	6,544,807.38	-	1,425,678.42	47,041,019.89
TOTAL EXPENDITURES	36,841,928.74	6,546,679.13	3,087,264.69	453,215,847.62

Excess (Deficiency) of Revenues				
Over (Under) Expenditures	(36,841,928.74)	(6,546,679.13)	(3,087,264.69)	(126,987,418.88)

OTHER FINANCING SOURCES (USES)

Bond and Note Issued	-	-	-	-
Sale of Capital Assets	-	-	-	1,475,434.95
Transfers-In	51,852,262.41	4,912,668.05	4,563,037.20	172,458,646.91
Transfers-Out	-	-	(1,221,518.13)	(4,888,760.05)
Insurance Recoveries	-	-	-	212,446.72
TOTAL OTHER FINANCING SOURCES (USES)	51,852,262.41	4,912,668.05	3,341,519.07	169,257,768.53

SPECIAL ITEMS

Proceeds from Sale of Park Land	-	-	-	-
---------------------------------	---	---	---	---

EXTRAORDINARY ITEMS

Natural Disaster	-	-	-	-
Net Change in Fund Balances	15,010,333.67	(1,634,011.08)	254,254.38	42,270,349.65

FUND FINANCIAL STATEMENT - FUND BALANCES

Fund Balances, September 1, 2019	42,279,257.46	18,801,860.72	(254,254.38)	304,459,371.01
Restatements (Note 14)	-	-	-	-
Fund Balances, September 1, 2019, as Restated	42,279,257.46	18,801,860.72	(254,254.38)	304,459,371.01
Appropriations Lapsed	-	-	-	(1,041,890.17)
FUND BALANCES, AUGUST 31, 2020	\$ 57,289,591.13	\$ 17,167,849.64	\$ 0.00	\$ 345,687,830.49

UNAUDITED

Texas Parks and Wildlife Department (802)
EXHIBIT C-1 - COMBINING BALANCE SHEET – DEBT SERVICE FUNDS
 August 31, 2020

TEXAS PARKS DEVELOPMENT BONDS INTEREST AND SINKING FUND (0409)	TOTALS (EXHIBIT I) 2020
---	--

ASSETS

Current Assets:

Cash and Cash Equivalents

Cash in State Treasury

\$ 365.74 \$ 365.74

Receivables from:

Interest and Dividends

0.16 0.16

Total Current Assets

365.90 365.90

Total Non-Current Assets

- -

TOTAL ASSETS

\$ 365.90 \$ 365.90

DEFERRED OUTFLOWS OF RESOURCES

Deferred Outflows of Resources

- -

TOTAL DEFERRED OUTFLOWS OF RESOURCES

- -

LIABILITIES, DEFERRED INFLOWS OF RESOURCES AND FUND BALANCES

Total Current Liabilities

\$ - \$ -

Total Non-Current Liabilities

- -

TOTAL LIABILITIES

- -

DEFERRED INFLOWS OF RESOURCES

Deferred Inflows of Resources

- -

TOTAL DEFERRED INFLOWS OF RESOURCES

- -

Fund Balances (Deficits):

Nonspendable

- -

Restricted

365.90 365.90

Committed

- -

Assigned

- -

Unassigned

- -

Total Fund Balances

365.90 365.90

TOTAL LIABILITIES, DEFERRED INFLOWS OF RESOURCES AND FUND BALANCES

\$ 365.90 \$ 365.90

UNAUDITED

Texas Parks and Wildlife Department (802)
EXHIBIT C-2 - COMBINING STATEMENT OF REVENUES, EXPENDITURES
AND CHANGES IN FUND BALANCES - Debt Service Funds
 For the fiscal year ended August 31, 2020

	TEXAS PARKS DEVELOPMENT BONDS INTEREST AND SINKING FUND (0409)	TOTALS (EXHIBIT II) 2020
REVENUES		
Interest, Dividend and Other Income (GR)	\$ 365.90	\$ 365.90
TOTAL REVENUES	365.90	365.90
EXPENDITURES		
TOTAL EXPENDITURES	-	-
Excess (Deficiency) of Revenues Over (Under) Expenditures	365.90	365.90
OTHER FINANCING SOURCES (USES)		
Transfers-Out	(15.76)	(15.76)
TOTAL OTHER FINANCING SOURCES (USES)	(15.76)	(15.76)
SPECIAL ITEMS		
Proceeds from Sale of Park Land	-	-
EXTRAORDINARY ITEMS		
Natural Disaster Net Change in Fund Balances	350.14	350.14
FUND FINANCIAL STATEMENT - FUND BALANCES		
Fund Balances, September 1, 2019	15.76	15.76
Restatements (Note 14)	-	-
Fund Balances, September 1, 2019, as Restated	15.76	15.76
Appropriations Lapsed	-	-
FUND BALANCES, AUGUST 31, 2020	\$ 365.90	\$ 365.90

UNAUDITED

Texas Parks and Wildlife Department (802)
 EXHIBIT D-1 - COMBINING BALANCE SHEET - Capital Projects Funds
 August 31, 2020

	T.P.F.A. G.O. COMMERCIAL PAPER SERIES 2008 TPWD PROJECT 1B FUND (7647)		T.P.F.A. G.O. COMMERCIAL PAPER SERIES 2008 TPWD PROJECT 1C FUND (7654)	
ASSETS				
Current Assets:				
Due From Other Agencies	\$	-	\$	47,810.93
Total Current Assets		-		47,810.93
Total Non-Current Assets		-		-
TOTAL ASSETS	\$	-	\$	47,810.93
DEFERRED OUTFLOWS OF RESOURCES				
Deferred Outflows of Resources		-		-
TOTAL DEFERRED OUTFLOWS OF RESOURCES		-		-
LIABILITIES, DEFERRED INFLOWS OF RESOURCES AND FUND BALANCES				
Liabilities				
Current Liabilities:				
Payables from:				
Accounts	\$	-	\$	47,810.93
Total Current Liabilities		-		47,810.93
Total Non-Current Liabilities		-		-
TOTAL LIABILITIES		-		47,810.93
DEFERRED INFLOWS OF RESOURCES				
Deferred Inflows of Resources		-		-
TOTAL DEFERRED INFLOWS OF RESOURCES		-		-
Fund Balances (Deficits):				
Nonspendable		-		-
Restricted		-		-
Committed		-		-
Assigned		-		-
Unassigned		-		-
Total Fund Balances		-		-
TOTAL LIABILITIES, DEFERRED INFLOWS OF RESOURCES AND FUND BALANCES	\$	-	\$	47,810.93

UNAUDITED

Texas Parks and Wildlife Department (802)
 EXHIBIT D-1 - COMBINING BALANCE SHEET - Capital Projects Funds
 August 31, 2020

T.P.F.A. G.O. COMMERCIAL PAPER SERIES 2008 TPWD PROJECT 1D FUND (7659)	TOTALS (EXHIBIT I) 2020
--	-------------------------------

ASSETS			
Current Assets:			
Due From Other Agencies	\$	4,678.76	\$ 52,489.69
Total Current Assets		4,678.76	52,489.69
Total Non-Current Assets		-	-
TOTAL ASSETS	\$	4,678.76	\$ 52,489.69
DEFERRED OUTFLOWS OF RESOURCES			
Deferred Outflows of Resources		-	-
TOTAL DEFERRED OUTFLOWS OF RESOURCES		-	-
LIABILITIES, DEFERRED INFLOWS OF RESOURCES AND FUND BALANCES			
Liabilities			
Current Liabilities:			
Payables from:			
Accounts	\$	4,678.76	\$ 52,489.69
Total Current Liabilities		4,678.76	52,489.69
Total Non-Current Liabilities		-	-
TOTAL LIABILITIES		4,678.76	52,489.69
DEFERRED INFLOWS OF RESOURCES			
Deferred Inflows of Resources		-	-
TOTAL DEFERRED INFLOWS OF RESOURCES		-	-
Fund Balances (Deficits):			
Nonspendable		-	-
Restricted		-	-
Committed		-	-
Assigned		-	-
Unassigned		-	-
Total Fund Balances		-	-
TOTAL LIABILITIES, DEFERRED INFLOWS OF RESOURCES AND FUND BALANCES	\$	4,678.76	\$ 52,489.69

UNAUDITED

Texas Parks and Wildlife Department (802)
EXHIBIT D-2 - COMBINING STATEMENT OF REVENUES, EXPENDITURES AND
CHANGES IN FUND BALANCES - Capital Projects Funds
 For the fiscal year ended August 31, 2020

	T.P.F.A. G.O. COMMERCIAL PAPER SERIES 2008 TPWD PROJECT 1B FUND (7647)	T.P.F.A. G.O. COMMERCIAL PAPER SERIES 2008 TPWD PROJECT 1C FUND (7654)
REVENUES		
TOTAL REVENUES	\$ -	\$ -
EXPENDITURES		
Salaries and Wages	1,685.67	15,090.18
Payroll Related Costs	467.22	4,526.28
Professional Fees and Services	3,950.00	930,910.79
Travel	-	1,695.56
Materials and Supplies	-	1,445.94
Communication and Utilities	-	-
Repairs and Maintenance	1,074.14	419,062.02
Printing and Reproduction	-	122.06
Other Expenditures	-	136,864.86
Capital Outlay	34,765.78	508,671.17
TOTAL EXPENDITURES	41,942.81	2,018,388.86
Excess (Deficiency) of Revenues Over (Under) Expenditures	(41,942.81)	(2,018,388.86)
OTHER FINANCING SOURCES (USES)		
Transfers-In	41,942.81	4,046,507.45
Transfers-Out	-	(2,028,118.59)
TOTAL OTHER FINANCING SOURCES (USES)	41,942.81	2,018,388.86
SPECIAL ITEMS		
Proceeds from Sale of Park Land	-	-
EXTRAORDINARY ITEMS		
Natural Disaster	-	-
Net Change in Fund Balances	-	-
FUND FINANCIAL STATEMENT - FUND BALANCES		
Fund Balances, September 1, 2019	-	-
Restatements (Note 14)	-	-
Fund Balances, September 1, 2019, as Restated	-	-
Appropriations Lapsed	-	-
FUND BALANCES, AUGUST 31, 2020	\$ -	\$ -

UNAUDITED

Texas Parks and Wildlife Department (802)
EXHIBIT D-2 - COMBINING STATEMENT OF REVENUES, EXPENDITURES AND
CHANGES IN FUND BALANCES - Capital Projects Funds
 For the fiscal year ended August 31, 2020

	T.P.F.A. G.O. COMMERCIAL PAPER SERIES 2008 TPWD PROJECT 1D FUND (7659)	TOTALS (EXHIBIT II) 2020
REVENUES		
TOTAL REVENUES	\$ -	\$ -
EXPENDITURES		
Salaries and Wages	19,732.05	36,507.90
Payroll Related Costs	5,875.17	10,868.67
Professional Fees and Services	58,702.88	993,563.67
Travel	976.20	2,671.76
Materials and Supplies	2,762.77	4,208.71
Communication and Utilities	5,471.29	5,471.29
Repairs and Maintenance	1,850.00	421,986.16
Printing and Reproduction	33.00	155.06
Other Expenditures	279,921.93	416,786.79
Capital Outlay	1,162,694.90	1,706,131.85
TOTAL EXPENDITURES	1,538,020.19	3,598,351.86
Excess (Deficiency) of Revenues Over (Under) Expenditures	(1,538,020.19)	(3,598,351.86)
OTHER FINANCING SOURCES (USES)		
Transfers-In	1,538,020.19	5,626,470.45
Transfers-Out	-	(2,028,118.59)
TOTAL OTHER FINANCING SOURCES (USES)	1,538,020.19	3,598,351.86
SPECIAL ITEMS		
Proceeds from Sale of Park Land	-	-
EXTRAORDINARY ITEMS		
Natural Disaster	-	-
Net Change in Fund Balances	-	-
FUND FINANCIAL STATEMENT - FUND BALANCES		
Fund Balances, September 1, 2019	-	-
Restatements (Note 14)	-	-
Fund Balances, September 1, 2019, as Restated	-	-
Appropriations Lapsed	-	-
FUND BALANCES, AUGUST 31, 2020	\$ -	\$ -

Texas Parks and Wildlife Department (802)
EXHIBIT E-1 - COMBINING BALANCE SHEET - Permanent Funds
 August 31, 2020

STATE PARKS ENDOWMENT TRUST ACCOUNT (0885)	TOTALS (EXHIBIT I) 2020
---	--

ASSETS

Current Assets:

Cash and Cash Equivalents

Cash in State Treasury

\$ 661,502.19 \$ 661,502.19

Receivables from:

Interest and Dividends

388.32 388.32

Total Current Assets

661,890.51 661,890.51

Total Non-Current Assets

- -

TOTAL ASSETS

\$ 661,890.51 \$ 661,890.51

DEFERRED OUTFLOWS OF RESOURCES

Deferred Outflows of Resources

- -

TOTAL DEFERRED OUTFLOWS OF RESOURCES

- -

LIABILITIES, DEFERRED INFLOWS OF RESOURCES AND FUND BALANCES

Total Current Liabilities

\$ - \$ -

Total Non-Current Liabilities

- -

TOTAL LIABILITIES

- -

DEFERRED INFLOWS OF RESOURCES

Deferred Inflows of Resources

- -

TOTAL DEFERRED INFLOWS OF RESOURCES

- -

Fund Balances (Deficits):

Nonspendable

287,277.24 287,277.24

Restricted

374,613.27 374,613.27

Committed

- -

Assigned

- -

Unassigned

- -

Total Fund Balances

661,890.51 661,890.51

TOTAL LIABILITIES, DEFERRED INFLOWS OF RESOURCES AND FUND BALANCES

\$ 661,890.51 \$ 661,890.51

UNAUDITED

Texas Parks and Wildlife Department (802)
EXHIBIT E-2 - COMBINING STATEMENT OF REVENUES, EXPENDITURES
AND CHANGES IN FUND BALANCES - Permanent Funds
 For the fiscal year ended August 31, 2020

	STATE PARKS ENDOWMENT TRUST ACCOUNT (0885)	TOTALS (EXHIBIT II) 2020
REVENUES		
Interest, Dividend and Other Income (GR)	\$ 10,553.22	\$ 10,553.22
TOTAL REVENUES	10,553.22	10,553.22
EXPENDITURES		
Capital Outlay	6,500.00	6,500.00
TOTAL EXPENDITURES	6,500.00	6,500.00
Excess (Deficiency) of Revenues Over (Under) Expenditures	4,053.22	4,053.22
OTHER FINANCING SOURCES (USES)		
TOTAL OTHER FINANCING SOURCES (USES)	-	-
SPECIAL ITEMS		
Proceeds from Sale of Park Land	-	-
EXTRAORDINARY ITEMS		
Natural Disaster	-	-
Net Change in Fund Balances	4,053.22	4,053.22
FUND FINANCIAL STATEMENT - FUND BALANCES		
Fund Balances, September 1, 2019	657,837.29	657,837.29
Restatements (Note 14)	-	-
Fund Balances, September 1, 2019, as Restated	657,837.29	657,837.29
Appropriations Lapsed	-	-
FUND BALANCES, AUGUST 31, 2020	\$ 661,890.51	\$ 661,890.51

UNAUDITED

Texas Parks & Wildlife Department (802)
EXHIBIT J-1 - COMBINING STATEMENT OF CHANGES IN
ASSETS AND LIABILITIES - Agency Funds
 August 31, 2020

BEGINNING BALANCE SEPTEMBER 1, 2019	ADDITIONS	DEDUCTIONS	ENDING BALANCE AUGUST 31, 2020
---	-----------	------------	--------------------------------------

Unappropriated Collections General Revenue Fund (0001) U/F (1000)

ASSETS				
Current				
Cash in State Treasury	\$ -	\$ 310,354.50	\$ 310,354.50	\$ -
Total Current Assets	\$ -	\$ 310,354.50	\$ 310,354.50	\$ -
LIABILITIES				
Current				
Funds Held for Others	\$ -	\$ 310,354.50	\$ 310,354.50	\$ -
Total Current Liabilities	\$ -	\$ 310,354.50	\$ 310,354.50	\$ -

P&W Point of Sale Deposits Escrow Trust (0843)

ASSETS				
Current				
Cash in State Treasury	\$ 216,649.23	\$ 242,804.23	\$ 236,524.23	\$ 222,929.23
Receivables:				
Accounts Receivables, Net	75.00	150.00	75.00	150.00
Total Current Assets	\$ 216,724.23	\$ 242,954.23	\$ 236,599.23	\$ 223,079.23
LIABILITIES				
Current				
Accounts Payable	\$ -	\$ 1,775.00	\$ 1,775.00	\$ -
Funds Held for Others	216,724.23	242,954.23	236,599.23	223,079.23
Total Current Liabilities	\$ 216,724.23	\$ 244,729.23	\$ 238,374.23	\$ 223,079.23

Departmental Suspense (0900)

ASSETS				
Current				
Cash in State Treasury	\$ -	\$ 1,662.54	\$ 1,662.54	\$ -
Total Current Assets	\$ -	\$ 1,662.54	\$ 1,662.54	\$ -
LIABILITIES				
Current				
Accounts Payables	\$ -	\$ 1,662.54	\$ 1,662.54	\$ -
Funds Held for Others	\$ -	\$ 1,662.54	\$ 1,662.54	\$ -
Total Current Liabilities	\$ -	\$ 3,325.08	\$ 3,325.08	\$ -

Warrant Hold Offset (0900) U/F (9016) *

ASSETS				
Current				
Cash in State Treasury	\$ -	\$ 1,858.40	\$ 1,858.40	\$ -
Total Current Assets	\$ -	\$ 1,858.40	\$ 1,858.40	\$ -
LIABILITIES				
Current				
Funds Held for Others	\$ -	\$ 1,858.40	\$ 1,858.40	\$ -
Total Current Liabilities	\$ -	\$ 1,858.40	\$ 1,858.40	\$ -

Suspense - Star of the Republic Museum (0900) U/F (0922) *

ASSETS				
Current				
Cash in State Treasury	\$ 9,770.05	\$ -	\$ -	\$ 9,770.05
Receivables:				
Accounts Receivables, Net	-	-	9,770.05	(9,770.05)
Total Current Assets	\$ 9,770.05	\$ -	\$ 9,770.05	\$ -
LIABILITIES				
Current				
Funds Held for Others	9,770.05	-	9,770.05	-
Total Current Liabilities	\$ 9,770.05	\$ -	\$ 9,770.05	\$ -

UNAUDITED

Texas Parks & Wildlife Department (802)
EXHIBIT J-1 - COMBINING STATEMENT OF CHANGES IN
ASSETS AND LIABILITIES - Agency Funds
 August 31, 2020

BEGINNING BALANCE SEPTEMBER 1, 2019	ADDITIONS	DEDUCTIONS	ENDING BALANCE AUGUST 31, 2020
---	-----------	------------	--------------------------------------

Suspense - USFWS Refuge Hunt Permit (0900) U/F (0936) *

ASSETS				
Current				
Cash in State Treasury	\$ -	\$ 210,548.50	\$ 210,548.50	\$ -
Total Current Assets	\$ -	\$ 210,548.50	\$ 210,548.50	\$ -
LIABILITIES				
Current				
Accounts Payable	\$ -	\$ 206,321.00	\$ 206,321.00	\$ -
Funds Held for Others	-	210,548.50	210,548.50	-
Total Current Liabilities	\$ -	\$ 416,869.50	\$ 416,869.50	\$ -

Suspense - License Donation Veterans (0900) U/F (0937) *

ASSETS				
Current				
Cash in State Treasury	\$ 46,509.00	\$ 275,827.00	\$ 251,098.00	\$ 71,238.00
Receivables:				
Accounts Receivables, Net	22,377.00	31,921.00	22,377.00	31,921.00
Total Current Assets	\$ 68,886.00	\$ 307,748.00	\$ 273,475.00	\$ 103,159.00
LIABILITIES				
Current				
Due to Other Agencies	\$ 68,886.00	\$ 665,197.00	\$ 630,924.00	\$ 103,159.00
Funds Held for Others	-	410,907.00	410,907.00	-
Total Current Liabilities	\$ 68,886.00	\$ 1,076,104.00	\$ 1,041,831.00	\$ 103,159.00

Suspense - License Donation Hungry Texans (0900) U/F (0938) *

ASSETS				
Current				
Cash in State Treasury	\$ 32,360.00	\$ 200,869.00	\$ 178,432.00	\$ 54,797.00
Receivables:				
Accounts Receivables, Net	14,842.00	24,291.00	93,930.00	(54,797.00)
Total Current Assets	\$ 47,202.00	\$ 225,160.00	\$ 272,362.00	\$ -
LIABILITIES				
Current				
Accounts Payable	\$ -	\$ 175,257.00	\$ 175,257.00	\$ -
Funds Held for Others	47,202.00	225,160.00	272,362.00	-
Total Current Liabilities	\$ 47,202.00	\$ 400,417.00	\$ 447,619.00	\$ -

Suspense - Local Hotel Taxes (0900) U/F (0939) *

ASSETS				
Current				
Cash in State Treasury	\$ 59,535.25	\$ 521,902.09	\$ 523,878.90	\$ 57,558.44
Receivables:				
Accounts Receivables, Net	34,735.76	11,611.76	79,226.54	(32,879.02)
Interfund Receivable	-	16.98	16.98	-
Due From Other Funds	16.98	-	16.98	-
Total Current Assets	\$ 94,287.99	\$ 533,530.83	\$ 603,139.40	\$ 24,679.42
LIABILITIES				
Current				
Accounts Payable	\$ -	\$ 140,458.01	\$ 140,458.01	\$ -
Other Intergovernmental Payables	-	24,679.42	-	24,679.42
Funds Held for Others	94,287.99	521,885.11	616,173.10	-
Total Current Liabilities	\$ 94,287.99	\$ 687,022.54	\$ 756,631.11	\$ 24,679.42

UNAUDITED

Texas Parks & Wildlife Department (802)
EXHIBIT J-1 - COMBINING STATEMENT OF CHANGES IN
ASSETS AND LIABILITIES - Agency Funds
 August 31, 2020

	BEGINNING BALANCE SEPTEMBER 1, 2019	ADDITIONS	DEDUCTIONS	ENDING BALANCE AUGUST 31, 2020
--	---	-----------	------------	--------------------------------------

USPS - Overpayments to Employees (0900) U/F (9015) *

ASSETS				
Current				
Cash in State Treasury	\$ 11,857.75	\$ 29,034.38	\$ 28,677.35	\$ 12,214.78
Receivables:				
Accounts Receivables, Net			11,857.75	(11,857.75)
Total Current Assets	\$ 11,857.75	\$ 29,034.38	\$ 40,535.10	\$ 357.03
LIABILITIES				
Current				
Funds Held for Others	\$ 11,857.75	\$ 29,034.38	\$ 40,535.10	\$ 357.03
Total Current Liabilities	\$ 11,857.75	\$ 29,034.38	\$ 40,535.10	\$ 357.03

Agency Suspense Payable Deducts (0900) U/F (9904) *

ASSETS				
Current				
Cash in State Treasury	\$ -	\$ 411,156.34	\$ 411,156.34	\$ -
Total Current Assets	\$ -	\$ 411,156.34	\$ 411,156.34	\$ -
LIABILITIES				
Current				
Funds Held for Others	\$ -	\$ 411,156.34	\$ 411,156.34	\$ -
Total Current Liabilities	\$ -	\$ 411,156.34	\$ 411,156.34	\$ -

Correction Account - Direct Deposit (0980)

ASSETS				
Current				
Cash in State Treasury	\$ -	\$ 124,969.41	\$ 124,969.41	\$ -
Total Current Assets	\$ -	\$ 124,969.41	\$ 124,969.41	\$ -
LIABILITIES				
Current				
Funds Held for Others	\$ -	\$ 124,969.41	\$ 124,969.41	\$ -
Total Current Liabilities	\$ -	\$ 124,969.41	\$ 124,969.41	\$ -

USPS - Direct Deposit Return Money (0980) U/F (9014) *

ASSETS				
Current				
Cash in State Treasury	\$ -	\$ 27,044.14	\$ 26,827.48	\$ 216.66
Receivables:				
Accounts Receivables, Net			216.66	(216.66)
Total Current Assets	\$ -	\$ 27,044.14	\$ 27,044.14	\$ -
LIABILITIES				
Current				
Funds Held for Others	\$ -	\$ 27,044.14	\$ 27,044.14	\$ -
Total Current Liabilities	\$ -	\$ 27,044.14	\$ 27,044.14	\$ -

Child Support Addenda Deducts - Suspense (0807) U/F (8070) *

ASSETS				
Current				
Cash in State Treasury	\$ 31,000.30	\$ 469,745.68	\$ 461,822.00	\$ 38,923.98
Total Current Assets	\$ 31,000.30	\$ 469,745.68	\$ 461,822.00	\$ 38,923.98
LIABILITIES				
Current				
Accounts Payable	\$ -	\$ 428,628.40	\$ 428,628.40	\$ -
Funds Held for Others	\$ 31,000.30	\$ 469,745.68	\$ 461,822.00	\$ 38,923.98
Total Current Liabilities	\$ 31,000.30	\$ 898,374.08	\$ 890,450.40	\$ 38,923.98

UNAUDITED

Texas Parks & Wildlife Department (802)
**EXHIBIT J-1 - COMBINING STATEMENT OF CHANGES IN
 ASSETS AND LIABILITIES - Agency Funds**
 August 31, 2020

BEGINNING BALANCE SEPTEMBER 1, 2019	ADDITIONS	DEDUCTIONS	ENDING BALANCE AUGUST 31, 2020
---	-----------	------------	--------------------------------------

TOTALS - ALL AGENCY FUNDS

ASSETS				
Current				
Cash in State Treasury	\$ 407,681.58	\$ 2,827,776.21	\$ 2,767,809.65	\$ 467,648.14
Receivables:				
Accounts Receivables, Net	72,029.76	67,973.76	217,453.00	(77,449.48)
Interfund Receivable	-	16.98	16.98	-
Due From Other Funds	16.98	-	16.98	-
Total Current Assets	\$ 479,728.32	\$ 2,895,766.95	\$ 2,985,296.61	\$ 390,198.66
LIABILITIES				
Current				
Accounts Payable	\$ -	\$ 954,101.95	\$ 954,101.95	\$ -
Intergovernmental Payables	-	24,679.42	-	24,679.42
Due to Other Agencies	68,886.00	665,197.00	630,924.00	103,159.00
Funds Held for Others	410,842.32	2,987,280.23	3,135,762.31	262,360.24
Total Current Liabilities	\$ 479,728.32	\$ 4,631,258.60	\$ 4,720,788.26	\$ 390,198.66

*GAAP Fund is noted as (XXXX), USAS D23 U/F (XXXX)



Notes to the Financial Statements



TEXAS PARKS AND WILDLIFE DEPARTMENT (802)

NOTE 1: Summary of Significant Accounting Policies**Entity**

The accompanying financial statements reflect the financial position of the Texas Parks and Wildlife Department (TPWD). TPWD is an agency of the State of Texas, and its financial records comply with state statutes and regulations. This includes compliance with the Texas Comptroller of Public Accounts' *Reporting Requirements - Annual Financial Reports of State Agencies and Universities*.

TPWD, established by the Legislature in 1963 by merging the State Parks Board and the Game and Fish Commission, operates under the Parks and Wildlife Code. Policy direction is provided by the Texas Parks and Wildlife Commission. An Executive Director, appointed by the Commission, directs the administration of TPWD.

TPWD's primary functions are management and conservation of the state's natural and cultural resources, provision of outdoor recreational opportunities, conservation education and outreach, and cultural/historical interpretation. To this end, TPWD:

- Operates and maintains a system of public lands including wildlife management areas, fish hatcheries, and state parks, historic sites, and natural areas.
- Serves as the state agency with primary responsibility for conserving, protecting and enhancing the state's fish and wildlife resources. In fulfilling these responsibilities, TPWD monitors and assesses habitats, provides technical assistance to landowners, surveys fish and game/nongame populations, conducts research and demonstration projects, and stocks inland and coastal waters with game fish.
- Regulates and enforces commercial and recreational fishing, hunting, boating, water safety and nongame laws in the state as well as the Texas Parks and Wildlife Code, the Penal Code, the Water Code and the Antiquities Code.
- Monitors, conserves and enhances aquatic and wildlife habitat, including the quality and quantity of rivers, streams, lakes, coastal marshes, bays, beaches and gulf waters. By statute, TPWD coordinates much of this activity with other state and federal agencies.
- Informs and educates the public regarding laws and rules regulating fish, game/nongame wildlife and environmental habitats, boating safety, firearm safety for hunters, fish and wildlife conservation and outdoor recreation in general.
- Provides direct matching grants to local political subdivisions and non-profit entities for planning, acquisition or development of local parks, indoor and outdoor recreational facilities, and for recreation, conservation and education programs for underserved populations.

Due to statewide requirements embedded in Governmental Accounting Standards Board Statement No. 34, *Basic Financial Statements – and Management's Discussion and Analysis – for State and Local Governments*, the Comptroller of Public Accounts does not require the accompanying annual financial report to comply with all the requirements in this statement. The financial report will be considered for audit by the State Auditor as part of the audit of the State of Texas *Comprehensive Annual Financial Report (CAFR)*; therefore, an opinion has not been expressed on the financial statements and related information contained in this report.

Blended and Discretely Presented Component Units:

No blended or discretely presented component units have been identified.

TEXAS PARKS AND WILDLIFE DEPARTMENT (802)

NOTE 1: Summary of Significant Accounting Policies (Continued)**Fund Structure**

The accompanying financial statements are presented on the basis of funds, each of which is considered a separate accounting entity. The operations of each fund are accounted for with a separate set of self-balancing accounts that comprise its assets, liabilities, revenues, expenditures and fund balances/net position. These accounts are segregated for the purpose of carrying on specific activities or attaining certain objectives in accordance with special regulations, restrictions, or limitations.

Governmental Fund Types & Government-wide Adjustment Fund Types

General and administrative operations of TPWD are financed from general revenue, debt service, capital project and permanent funds. General revenue funds serve as the general operating funds of the agency used to account for most of the agency's general activities. Debt service funds are used to account for and report financial resources that are restricted, committed or assigned to expenditure for principal and interest payments. Capital projects funds are used to account for and report financial resources that are restricted, committed or assigned to expenditure for capital outlays, including the acquisition or construction of capital facilities and other capital assets. Permanent funds are used to report resources legally restricted to the extent that only earnings, and not principal, may be used for purposes that support the agency's programs.

General Revenue Funds (GAAP Fund Type 01):

General Revenue Fund (Fund 0001) – Is the principle operating fund used to account for all financial resources of the state except those required to be accounted for in another fund.

Game, Fish and Water Safety (Fund 0009) - To receive revenues from: licenses, stamps, fees, permits and fines involving the laws and duties regarding game and fish; sales of marl, sand, shell, gravel and mud shell; oyster bed rentals and permits; federal funds received under chapter 77; sale of property purchased from this account; titling and licensing registration fees; fines/penalties for violation of laws pertaining to wildlife protection and conservation; sale of rough fish, seized pelts; sale or lease of grazing rights; and other sources as provided by law. To be used for administration/enforcement of game, fish, and water safety laws, wildlife management, expansion/development, research, boat ramps and other uses provided by law.

State Parks (Fund 0064) - To receive the revenue from grants or operation of concessions in state parks or fishing publications on state parks, state historic sites, or state scientific areas; fines and penalties; permit application fees; allocation from sporting goods tax revenues; and revenue from other sources provided by law. TPWD may also deposit to the credit of the state parks account all revenue, less allowable costs, from the following sources: (1) private contributions, grants, and donations received for state parks-related purposes; and (2) federal funds received for state parks-related purposes. This account is not earmarked or dedicated for a specific purpose; however, the Legislature has followed the practice of appropriating money in the account for the maintenance and improvement of State Parks.

Federal Land and Water Conservation (Fund 0223) - To receive from federal government and/or any other source for paying cost of planning, acquisition, operation and development of outdoor recreation resources and administrative expenses incident to projects or programs under the scope of "Land and Water Conservation Act of 1965" (Public Law 88-578).

TEXAS PARKS AND WILDLIFE DEPARTMENT (802)

NOTE 1: Summary of Significant Accounting Policies (Continued)

Texas Recreation and Parks (Fund 0467) - To make assistance grants to political subdivisions, direct state matching grants to political subdivisions, and to acquire and develop state parks, recreational areas, open-space and natural areas. Grants may also be made for recreation, conservation, or education programs for underserved populations, including administrative costs. Grants are made only to a county or municipality with a population less than 500,000 or any other political subdivision that is not a county or municipality.

Non-Game and Endangered Species Conservation (Fund 0506) - To receive private contributions, grants, receipts from the sale of wildlife prints, decals and stamps, income from entrance fees, easements, mineral leases, grazing leases and sale of products from lands purchased from this account. The account may be used only for the following purposes:

- (1) dissemination of information pertaining to non-game and endangered species conservation, management, and values;
- (2) scientific investigation and survey of non-game and endangered species for better protection and conservation;
- (3) propagation, distribution, protection, and restoration of non-game and endangered species;
- (4) research and management of non-game and endangered species;
- (5) development of habitats for non-game and endangered species;
- (6) acquisition of habitats for non-game and endangered species; and
- (7) matching of funds available to TPWD.

Lifetime License Endowment (Fund 0544) - To receive money from lifetime hunting, fishing, combination licenses, private contributions, grants/donations and interest income. Money and interest may be used only to acquire, develop, manage and repair public hunting/fishing areas and to make capital purchases related to fisheries and wildlife resources. No expenditure shall be made from the principal. Account must retain a \$20 million balance and is invested based on commission rule.

Economic Stabilization Fund (Fund 0599) - Revenue to the fund consists of transfers from General Revenue Fund 0001 of:

- (1) At least one-half of an amount equal to 75 percent of oil production and natural gas production tax revenues in any fiscal year that exceeds fiscal 1987 collections.
- (2) One-half of any unencumbered General Revenue surplus at the end of each biennium.

Fund may include any other money appropriated to the fund by the legislature. Fund may be used to eliminate temporary cash deficiency in Fund (0001). Legislature may appropriate the fund for any purpose if two-thirds vote of members present in each house is received.

The Constitution caps the maximum balance at an amount not to exceed 10% of GR deposited during the previous biennium excluding investment income, interest income and amounts borrowed from special funds. A special committee of the Legislature determines and adopts a minimum balance for the fund.

The amount above the minimum balance is to be invested by the Comptroller's Office per Government Code 404.024(j) investment standards.

Artificial Reef (Fund 0679) - Used promote to manage artificial reefs or artificial reef systems, including siting, designing, constructing, and monitoring. Account consists of grants, donations, of money or materials, and other forms of assistance from private and public sources.

TEXAS PARKS AND WILDLIFE DEPARTMENT (802)

NOTE 1: Summary of Significant Accounting Policies (Continued)

License Plate Trust Fund (Fund 0802) - Created in the treasury for deposit of specialty license plate fees and related revenue collected under Subchapter G, Transportation Code previously deposited in various General Revenue accounts. Also includes balances of specialty license plate General Revenue accounts for specialty license plate established under Subchapter G, Transportation Code. Dedicated balances and revenues are to be deposited into accounts within the fund to be used in accordance with their specific statutory purpose.

Parks and Wildlife Conservation and Capital (Fund 5004) - Created to receive credits under § 151.801, Tax Code after required allocations made and revenue bond proceeds issued under § 13.0045 for Parks and Wildlife facilities. Only to acquire and develop and maintain parks, fisheries and wildlife projects including:

Developing and improving land and facilities.

- (1) Debt service on certain park development bonds.
- (2) Local Park grants.
- (3) Partnerships to enhance conservation.
- (4) Operational and maintenance costs.
- (5) Matching money for federal grants.

Large County and Municipal Recreation and Parks (Fund 5150) - Account to receive a percentage credit from sporting goods taxes under § 151.801, Tax Code, other sources as required by law, private contributions, grants, donations and federal funds. To be used for grants to large counties and municipalities for the acquisition or development of indoor public recreation facilities.

Deferred Maintenance (Fund 5166) - An account in General Revenue consisting of money appropriated, credited, or transferred at the direction of the legislature. For the repair of state buildings, increasing the efficiency of building operations, and addressing deferred maintenance issues.

Money coming to the fund (and interest earned on that money) from Parks and Wildlife funds and accounts subject to certain federal restrictions, are still subject to federal restrictions after transfer to GR Account 5166 and may only be used for managing the state's fish and wildlife resources.

Debt Service Funds (GAAP Fund Type 03):

Texas Parks Development Bonds Interest and Sinking Fund (Fund 0409) - To receive transfer receipts from funds provided by statute; to receive net receipts from entrance or gate fees, and investment receipts. To be used exclusively for the purpose of paying principal of, and interest on, the bonds as they mature and exchange and collection charges in connection therewith. May be invested in direct obligations to the United States Government.

Capital Project Funds (GAAP Fund Type 04):

Capital Projects (Funds 7647, 7654 & 7659) - Are used to account for general obligation and revenue bonds issued by the Texas Public Finance Authority. The purposes of these bonds are used for: critical infrastructure repair, maintenance, and other projects at State Parks, Wildlife Management Areas (WMAs) and hatcheries; funding for the Battleship TEXAS and statewide parks repairs; and statewide capital repairs and State Park weather related damages.

TEXAS PARKS AND WILDLIFE DEPARTMENT (802)

NOTE 1: Summary of Significant Accounting Policies (Continued)**Permanent Funds (GAAP Fund Type 19):**

State Parks Endowment Trust Account (Fund 0885) - To receive deposit of and income from permanent endowments held by the State Parks and Wildlife Department in trust for the sole purpose to benefit park(s) as identified by the grantee. The principal will be invested to provide permanent income in support of the specified park(s).

Capital Asset Adjustment Fund (GAAP Fund Type 11):

Capital Assets Basis Conversion (Non-Cash) (Fund 9998) - Is used to convert governmental fund types' capital assets from modified accrual to full accrual.

Long-Term Liabilities Adjustment Fund (GAAP Fund Type 12):

Long Term Liabilities Basis Conversion (Non-Cash) (Fund 9997) - Is used to convert governmental fund types' debt from modified accrual to full accrual.

Fiduciary Fund Types

Fiduciary funds account for assets held by the state in a trustee capacity or as an agent for individuals, private organizations, other governmental units, and/or other funds.

Agency Funds (GAAP Fund Type 09):

Agency funds are used to account for assets the government holds on behalf of others in a purely custodial capacity. Agency funds involve only the receipt, temporary investment, and remittance of fiduciary resources to individuals, private organizations, or other governments.

They are as follows: Unappropriated Collections General Revenue Fund (Fund 1000), Parks and Wildlife Point of Sale Deposits Escrow Trust (Fund 0843), Departmental Suspense (Fund 0900), Correction Account for Direct Deposit (Fund 0980) and Child Support Employee Deductions – Offset Account (Fund 0807).

Basis of Accounting

The basis of accounting determines when revenues and expenditures or expenses are recognized in the accounts reported in the financial statements. The accounting and financial reporting treatment applied to a fund is determined by its measurement focus.

Governmental fund types that build the fund financial statements are accounted for using the modified accrual basis of accounting. Under the modified accrual basis, revenues are recognized in the period in which they become both measurable and available to finance operations of the fiscal year or liquidate liabilities existing at fiscal year-end. The State of Texas considers receivables collected within sixty days after year-end to be available and recognizes them as revenues of the current year for fund financial statements prepared on the modified accrual basis. Expenditures and other uses of financial resources are recognized when their related liability is incurred.

Governmental adjustment fund types that will build the government-wide financial statements are accounted for using the full accrual method of accounting. The following activities are recognized in these fund types: capital

TEXAS PARKS AND WILDLIFE DEPARTMENT (802)

NOTE 1: Summary of Significant Accounting Policies (Continued)

assets, accumulated depreciation, unpaid employee compensable leave, long-term claims and judgments and pollution remediation obligations.

Budget and Budgetary Accounting

The budget is prepared biennially and represents appropriations authorized by the Legislature and approved by the Governor (the General Appropriations Act).

Encumbrance accounting is employed for budgetary control purposes. Unencumbered appropriations are generally subject to lapse 60 days after the end of the fiscal year for which they were appropriated, unless the agency has authority to retain unexpended balances for use in future periods.

Assets, Liabilities, and Fund Balance/Net Position**Assets**

Cash: Represents cash on hand, cash in bank and cash in state treasury on the balance sheet.

Legislative Appropriations: This amount represents the balance of an agency's unexpended legislative appropriations authority on the balance sheet and the total spending authority received on the operating statement

Receivables: Consist mainly of federal, interest and accounts receivable as of the balance sheet date.

Due from Other Agencies: Accruals of reimbursements, transfers, federal/state grant pass-throughs and shared funds that are owed from other state agencies.

Due from Other Funds: Represents amounts that are owed from other funds within the agency.

Inventories: Inventories include both merchandise inventories on hand for sale and consumable inventories. The consumption method of accounting is used to account for inventories that appear in the governmental fund types. This method records inventory as it is purchased as an asset and defers the recognition of an expenditure until the fiscal year in which inventories are consumed.

Capital Assets: Assets of a long-term character intended to be held or used by an agency (such as land, improvements to land, easements, buildings, building improvements, vehicles, machinery, equipment, works of art and historical treasures, infrastructure and all other tangible or intangible assets used in operations) that have initial useful lives extending beyond a single reporting period and that meet the reporting threshold are capitalized. The capitalization threshold and the estimated useful life vary depending on the asset type. These assets are capitalized at cost or, if purchased, at appraised fair value as of the date of acquisition. Purchases of assets by governmental funds are reported as expenditures. Depreciation is reported on all "exhaustible" assets. "Inexhaustible" assets (such as works of art and historical treasures) are not depreciated. Other depreciable assets are depreciated over the estimated useful life of the asset using the straight-line method.

TEXAS PARKS AND WILDLIFE DEPARTMENT (802)

NOTE 1: Summary of Significant Accounting Policies (Continued)**Liabilities**

Payables: Payables represent the short term liability accounts reflecting amounts owed under a modified accrual or full accrual basis to private persons or organizations for goods and services received by an agency but for which the agency has not made payment.

- Accounts Payable Amounts owed for goods or services actually rendered or provided to the agency by Aug. 31, but for which the agency has not yet made payment.
- Payroll Payable represent the August salary payroll and related payroll costs.
- Intergovernmental Payables represents amounts owed to a city, county or any other governmental entity except State of Texas or federal governments, but for which the agency has not yet made payment.

Due to Other Agencies: Accruals of reimbursements, transfers, federal/state grant pass-throughs and shared funds that are owed to other state agencies.

Due to Other Funds: Represents amounts that are owed to other funds within the agency.

Unearned Revenues: On the governmental fund financial statements, revenue not expected to be collected within 60 days is not available to liquidate the liabilities of the current fiscal year and is reported as unearned revenue. Unearned revenue also includes cash or other assets received prior to being earned. Typically represents fees/other receipts collected not legally due earned at a particular point in time.

Claims and Judgments Payable: Claims and judgments represents amounts owed to claimants/plaintiffs for various legal proceedings that are settled but unpaid at fiscal year-end. These payments will be paid with future governmental fund resources and are presented on the governmental funds balance sheet in the long-term liabilities' adjustments column. TPWD's Claims and Judgments balances are disclosed in Note 5.

Employees' Compensable Leave Balances: Represents the liability that becomes "due" upon the occurrence of relevant events such as resignations, retirements and uses of leave balances by covered employees. Liabilities are reported separately as either current or noncurrent in the statement of net position. These obligations are normally paid from the same funding source from which each employee's salary or wage compensation was paid. TPWD's Compensable Leave balances are disclosed in Note 5.

Pollution Remediation Obligations: A pollution remediation obligation is an obligation to address the current or potential detrimental effects of existing pollution by participating in pollution remediation activities. TPWD's Pollution Remediation Obligation balances are disclosed in Note 5.

Funds Held for Others: Represents amounts that are being held for another entity in an agency fund that have not yet been distributed to that entity. These amounts do not constitute revenue to the agency fund, nor does their disbursement constitute expenditures of the agency fund. Examples include suspense fund collections and unappropriated receipts. This account may appear in agency funds only.

TEXAS PARKS AND WILDLIFE DEPARTMENT (802)

NOTE 1: Summary of Significant Accounting Policies (Continued)**Fund Balance/Net Position**

“Fund balance” is the difference between assets plus deferred outflows of resources and liabilities plus deferred inflows of resources on the governmental fund statements. “Net position” is the difference between assets plus deferred outflows of resources and liabilities plus deferred inflows of resources on the government-wide, proprietary and fiduciary fund statements.

When only unrestricted resources are available for use, it is TPWD’s policy to use committed resources first, then unassigned resources.

Fund Balance Components:

TPWD’s fund balances for governmental funds are classified as nonspendable, restricted, committed or unassigned in the fund financial statements:

- **Nonspendable fund balance** includes amounts not available to be spent because they are either (1) not in spendable form or (2) legally or contractually required to be maintained intact.
- **Restricted fund balance** includes those resources that have constraints placed on their use through external parties or by law through constitutional provisions.
- **Committed fund balance** can be used only for specific purposes pursuant to constraints imposed by a formal action of the Texas Legislature, the state’s highest level of decision making authority.
- **Unassigned fund balance** is the residual classification for the general fund. This classification represents fund balance that was not assigned to other funds and was not restricted, committed or assigned to specific purposes within the general fund.

A positive unassigned fund balance can only exist within the general fund. Deficit fund balances in a fund are reported as unassigned fund balance.

Net Position

“Net position” is the difference between assets plus deferred outflows of resources and liabilities plus deferred inflows of resources on the government-wide and fiduciary fund statements.

Net Position Components:

TPWD’s net position in the basis conversion funds are classified as net investment in capital assets and unrestricted net position in the fund financial statements:

- **Net Investment in Capital Assets** Net investment in capital assets, consists of capital assets, net of accumulated depreciation and reduced by outstanding balances for bond, notes and other debt that are attributed to the acquisition, construction or improvement of those assets.

TEXAS PARKS AND WILDLIFE DEPARTMENT (802)

NOTE 1: Summary of Significant Accounting Policies (Continued)

- **Unrestricted Net Position** Unrestricted net position consists of net resources that do not meet the definition of Net Investment in Capital Assets or Restricted Net Position. Unrestricted net position often has constraints on resources that are imposed by management but can be removed or modified.

Activities and Transactions

TPWD has the following types of transactions between funds or other agencies:

1. **Due To / Due From:** Accrual of reimbursements, transfers, federal/state grant pass-throughs and shared funds that are owed to or from other funds or other agencies. A 'due to' represent a liability and a 'due from' represent an asset on the balance sheet.
2. **Transfers:** Legally required transfers that are reported when incurred as "transfers in" by the recipient fund and as "transfers out" by the disbursing fund.
3. **Reimbursements:** Reimbursements are repayments from funds responsible for expenditures or expenses to funds that made the actual payment. Reimbursements of expenditures made by one fund for another that are recorded as expenditures in the reimbursing fund and as a reduction of expenditures in the reimbursed fund. Reimbursements are not displayed in the financial statements.

Government Combinations & Disposals of Government Operations**Battleship Texas**

The Battleship Texas is a historic naval ship, commissioned in 1914, and is the first US battleship to become a permanent memorial ship and the first battleship declared to be a US National Historic Landmark, whose attributes include being the last surviving "Dreadnought," the last remaining United States battleship that participated in both World War I and World War II, and whose engines are National Engineering landmarks. TPWD has been a steward of the Battleship Texas since September 1, 1983.

On August 1, 2020, TPWD entered into a memorandum of understanding (MOU) transferring all responsibilities for the management, repairs, maintenance and future public visitation of the Battleship Texas to the Battleship Texas Foundation (BTF). Under terms of the MOU, operational control is transferred via a 99-year cancellable lease to the BTF, whereby the BTF would operate and maintain the Battleship Texas for TPWD and the State of Texas.

As provided by HB 1, Article IX and SB 500, 86th Regular Session, TPWD will transfer funds appropriated for operations and emergency repairs of the Battleship Texas to the BTF, totaling \$2,600,000 for operations and \$1,400,000 for emergency repairs over the course of the biennium. Any funds necessary to repair the Battleship Texas in excess of those provided for by HB1 are the responsibility of the BTF to raise.

Other expenditures associated with the Battleship Texas include pollution remediation efforts for asbestos, totaling \$28,953.58.

The Battleship Texas has been closed to the public since August of 2019 to allow preparations for her transport to a shipyard for extensive restoration. Following a period to prepare the ship for reopening, it is estimated that the Battleship Texas will begin receiving visitors by early fiscal year 2022.

The BTF is a nonprofit foundation and is not part of the financial reporting entity of the state.

TEXAS PARKS AND WILDLIFE DEPARTMENT (802)

NOTE 1: <i>Summary of Significant Accounting Policies (Concluded)</i>

Coronavirus Aid, Relief, and Economic Security (CARES) Act

The Coronavirus Aid, Relief, and Economic Security (CARES) Act was passed by Congress and signed into law by the President of the United States on March 27th, 2020 in response to the economic fallout of the COVID-19 pandemic in the United States. The Act included funds to small businesses, increased unemployment benefits and \$339.8 billion in aid to state and local governments.

As of August 31, 2020, TPWD has not received any funds related to the CARES Act in response to COVID-19.

UNAUDITED

TEXAS PARKS AND WILDLIFE DEPARTMENT (802)

NOTE 2: Capital Assets

Revenue received from the sale of Surplus Property which was originally purchased with funds from the General Revenue Fund 0001 has been transferred to Unappropriated General Revenue in accordance with House Bill 7, Section 20. A summary of changes in Capital Assets for the year ended August 31, 2020, is presented below:

Governmental Activities	Balance 09/01/2019	Adjustments	Reclassifications Completed CIP	Reclassifications Inc-Int' agy Trans
Non-Depreciable and Non-Amortizable Assets:				
Land and Land Improvements	325,388,463.21	115,848.17	0.00	0.00
Infrastructure	265,393.82	0.00	0.00	0.00
Construction in Progress	108,903,434.59	(736,798.83)	(25,014,737.19)	0.00
Other Capital Assets	42,685,231.08	0.00	0.00	0.00
Land Use Rights - Permanent	1,865,409.25	0.00	0.00	0.00
Total Non-Depreciable and Non-Amortizable Assets	479,107,931.95	(620,950.66)	(25,014,737.19)	0.00
Depreciable Assets:				
Building and Building Improvements	200,025,730.13	0.00	11,094,179.56	0.00
Infrastructure	130,953,566.73	0.00	11,819,446.18	0.00
Facilities and Other Improvements	83,935,748.44	0.00	2,101,111.45	0.00
Furniture and Equipment	53,944,145.94	54,022.00	0.00	0.00
Vehicles, Boats, and Aircraft	104,962,382.48	0.00	0.00	0.00
Other Capital Assets	666,152.34	0.00	0.00	0.00
Total Depreciable Assets at Historical Cost	574,487,726.06	54,022.00	25,014,737.19	0.00
Less Accumulated Depreciation for:				
Buildings and Improvements	(102,324,344.73)	0.00	0.00	0.00
Infrastructure	(64,782,985.58)	0.00	0.00	0.00
Facilities and Other	(52,813,694.52)	0.00	0.00	0.00
Furniture and Equipment	(39,050,761.20)	(42,445.26)	0.00	0.00
Vehicles, Boats, and Aircraft	(74,060,507.44)	0.00	0.00	0.00
Other Capital Assets	(536,620.36)	0.00	0.00	0.00
Total Accumulated Depreciation	(333,568,913.83)	(42,445.26)	0.00	0.00
Depreciable Assets, Net	240,918,812.23	11,576.74	25,014,737.19	0.00
Amortizable Assets – Intangible:				
Computer Software	4,585,122.17	0.00	0.00	0.00
Total Intangible Assets at Historical Cost	4,585,122.17	0.00	0.00	0.00
Less Accumulated Amortization for:				
Computer Software	(4,585,122.17)	0.00	0.00	0.00
Total Accumulated Amortization	(4,585,122.17)	0.00	0.00	0.00
Amortizable Assets, Net	0.00	0.00	0.00	0.00
Governmental Activities Capital Assets, Net	720,026,744.18	(609,373.92)	0.00	0.00

UNAUDITED

TEXAS PARKS AND WILDLIFE DEPARTMENT (802)

NOTE 2: Capital Assets (Concluded)

Governmental Activities	Reclassifications Dec-Int'agy Trans	Additions	Deletions	Balance 08/31/2020
Non-Depreciable and Non-Amortizable Assets:				
Land and Land Improvements	(11,020,848.02)	3,321,046.42	(418,543.42)	317,385,966.36
Infrastructure	0.00	0.00	0.00	265,393.82
Construction in Progress	0.00	21,709,251.66	0.00	104,861,150.23
Other Capital Assets	0.00	0.00	0.00	42,685,231.08
Land Use Rights - Permanent	(947,152.00)	0.00	0.00	918,257.25
Total Non-Depreciable and Non-Amortizable Assets	(11,968,000.02)	25,030,298.08	(418,543.42)	466,115,998.74
Depreciable Assets:				
Building and Building Improvements	(15,041,573.68)	323.28	0.00	196,078,659.29
Infrastructure	(8,094,099.74)	0.00	0.00	134,678,913.17
Facilities and Other Improvements	(2,661,720.06)	0.00	(290,804.00)	83,084,335.83
Furniture and Equipment	(761,157.39)	8,385,191.60	(519,719.47)	61,102,482.68
Vehicles, Boats, and Aircraft	(701,005.79)	17,267,019.74	(4,072,550.88)	117,455,845.55
Other Capital Assets	0.00	0.00	0.00	666,152.34
Total Depreciable Assets at Historical Cost	(27,259,556.66)	25,652,534.62	(4,883,074.35)	593,066,388.86
Less Accumulated Depreciation for:				
Buildings and Improvements	9,550,938.56	(7,175,314.48)	0.00	(99,948,720.65)
Infrastructure	4,618,979.52	(3,673,913.80)	0.00	(63,837,919.86)
Facilities and Other	1,980,265.69	(2,601,463.72)	270,584.88	(53,164,307.67)
Furniture and Equipment	703,463.69	(4,420,554.30)	518,952.77	(42,291,344.30)
Vehicles, Boats, and Aircraft	682,379.30	(9,901,589.52)	3,801,214.65	(79,478,503.01)
Other Capital Assets	0.00	(31,360.80)	0.00	(567,981.16)
Total Accumulated Depreciation	17,536,026.76	(27,804,196.62)	4,590,752.30	(339,288,776.65)
Depreciable Assets, Net	(9,723,529.90)	(2,151,662.00)	(292,322.05)	253,777,612.21
Amortizable Assets – Intangible:				
Computer Software	0.00	0.00	(8,100.00)	4,577,022.17
Total Intangible Assets at Historical Cost	0.00	0.00	(8,100.00)	4,577,022.17
Less Accumulated Amortization for:				
Computer Software	0.00	0.00	8,100.00	(4,577,022.17)
Total Accumulated Amortization	0.00	0.00	8,100.00	(4,577,022.17)
Amortizable Assets, Net	0.00	0.00	0.00	0.00
Governmental Activities Capital Assets, Net	(21,691,529.92)	22,878,636.08	(710,865.47)	719,893,610.95

TEXAS PARKS AND WILDLIFE DEPARTMENT (802)

NOTE 3: Deposits, Investments and Repurchase Agreements

TPWD is authorized by statute to make investments following the “prudent person rule.” There were no significant violations of legal provisions during the period.

Deposits of Cash in Bank

As of August 31, 2020, the carrying amount of deposits was \$9,294,609.81 as presented below.

Governmental Activities	
CASH IN BANK – CARRYING AMOUNT	\$ 9,294,609.81
Governmental Funds Current Assets Cash in Bank	\$ 9,294,609.81
Cash in Bank per AFR (Exhibit I)	\$ 9,294,609.81

These amounts consist of all cash in local banks and are included on the combined statement of net position as part of the “cash and cash equivalents” account.

As of August 31, 2020, the total **bank balance** was as follows:

Governmental Activities (Exhibit I)	\$ 9,294,609.81
-------------------------------------	-----------------

UNAUDITED

TEXAS PARKS AND WILDLIFE DEPARTMENT (802)

NOTE 4:	<i>Short-Term Debt</i>	<i>Not Applicable</i>
----------------	-------------------------------	------------------------------

TEXAS PARKS AND WILDLIFE DEPARTMENT (802)

NOTE 5: Long-Term Liabilities

Changes in Long-Term Liabilities

The following changes occurred in liabilities during the year ending August 31, 2020:

Governmental Activities	Balance 9/01/19	Additions	Reductions	Restatement / Adjustment	Balance 8/31/20	Amounts Due Within One Year	Amounts Due Thereafter
Claims & Judgments	\$2,715.38	\$25,487.32	\$2,715.38	\$0.00	\$25,487.32	\$25,487.32	\$00.00
Employees' Compensable Leave	\$28,288,400.71	\$28,259,527.11	\$25,968,858.60	\$0.00	\$30,579,069.22	\$19,126,122.32	\$11,452,946.90
Pollution Remediation Obligations	\$416,244.02	\$713,404.92	\$626,411.97	\$0.00	\$503,236.97	\$435,753.14	\$67,483.83
Total Governmental Activities	\$28,707,360.11	\$28,998,419.35	\$26,597,985.95	\$0.00	\$31,107,793.51	\$19,587,362.78	\$11,520,430.73

Claims and Judgments

Claims and judgments that are settled but unpaid at fiscal year-end and that will be paid with future governmental fund resources are presented on the governmental funds balance sheet in the long-term liabilities adjustments column.

TPWD was involved in litigation related to property damage and loss of use arising from the operation of a motor vehicle. These settlements, totaling of \$25,487.32, were unpaid as of August 31, 2020.

Employees' Compensable Leave

A state employee is entitled to be paid for all unused vacation time accrued, in the event of the employee's resignation, dismissal, or separation from State employment, provided the employee has had continuous employment with the State for six months.

Expenditures for accumulated annual leave balances are recognized in the period paid or taken in governmental fund types. For these fund types, the liability for unpaid benefits is recorded in the Statement of Net Position. No liability is recorded for non-vesting accumulating rights to receive sick pay benefits. This obligation is usually paid from the same funding source(s) from which the employee's salary or wage compensation was paid.

Pollution Remediation Obligations (GASB 49)

TPWD is responsible for the cleanup and remediation of multiple polluted sites during fiscal year 2020 and is currently managing thirty-eight active sites. Regulatory requirements established by federal and state law obligate TPWD to perform these pollution remediation activities. Actual contract and invoice costs were used to calculate the pollution remediation obligation liabilities. The pollution remediation activity is summarized below:

TEXAS PARKS AND WILDLIFE DEPARTMENT (802)

NOTE 5: Long-Term Liabilities (Concluded)

- TPWD has recognized \$503,236.97 in pollution remediation obligations related to asbestos, mold and wastewater pollution clean-up requirements.

Realized recoveries are recognized as cash on the balance sheet and as revenues on the operating statement. No recoveries from insurance policies or third parties were received for any pollution remediation activities for fiscal year 2020.

UNAUDITED

TEXAS PARKS AND WILDLIFE DEPARTMENT (802)

NOTE 6: <i>Bonded Indebtedness</i> <i>Not Applicable</i>

UNAUDITED

TEXAS PARKS AND WILDLIFE DEPARTMENT (802)

NOTE 7:	<i>Derivatives</i>	<i>Not Applicable</i>
----------------	---------------------------	------------------------------

TEXAS PARKS AND WILDLIFE DEPARTMENT (802)

NOTE 8: Leases

Leases

TPWD leases land, office space and other assets under a variety of agreements. Although lease terms may vary, all leases are subject to biennial appropriation from the Legislature to continue the lease obligations.

Operating Leases

Included in the revenues reported in the financial statements are the following amounts of rental payments received under noncancelable operating leases of land to outside parties:

GOVERNMENTAL ACTIVITIES

Fund Type:	
General Fund	\$300.00
TOTAL GOVERNMENTAL ACTIVITIES	\$300.00

Future minimum lease rentals under non-cancelable operating leases having an initial term in excess of one year are as follows:

Noncancelable Operating Lease Rentals

Year Ending August 31, 2021	\$300.00
Year Ending August 31, 2022	\$300.00
Year Ending August 31, 2023	\$200.00
Year Ending August 31, 2024	\$200.00
Year Ending August 31, 2025	\$200.00
Year Ending August 31, 2026 and Beyond	\$4,800.00
Total Minimum Future Lease Rentals	\$6,000.00

General Leasing Arrangements:

TPWD manages Land Surface Easements (LSEs) as authorized by the Texas Parks and Wildlife Commission pursuant to §11.301 of the Texas Parks and Wildlife Code. LSEs can be issued for a wide range of third party uses of our lands, including roads, driveways, pipelines, valve stations, transfer stations, power lines, substations and other utilities.

There were no reported contingent rental revenues.

Capital Leases

TPWD did not enter into any long-term lease agreements for financing the purchase of capital assets as of August 31, 2020.

UNAUDITED

TEXAS PARKS AND WILDLIFE DEPARTMENT (802)

NOTE 9: Defined Benefit Pension Plans and Defined Contribution Plan Not Applicable

UNAUDITED

TEXAS PARKS AND WILDLIFE DEPARTMENT (802)

NOTE 10:	<i>Deferred Compensation</i>	<i>Not Applicable</i>
-----------------	-------------------------------------	------------------------------

UNAUDITED

TEXAS PARKS AND WILDLIFE DEPARTMENT (802)

NOTE 11: Postemployment Benefits Other Than Pensions Not Applicable

UNAUDITED

TEXAS PARKS AND WILDLIFE DEPARTMENT (802)

NOTE 12: *Interfund Activity and Transactions Not Applicable*

TEXAS PARKS AND WILDLIFE DEPARTMENT (802)

NOTE 13: *Continuance Subject to Review*

Under the Texas Sunset Act, the Texas Parks and Wildlife Department (TPWD) will be abolished effective September 1, 2021, unless continued in existence by the 87th Legislature as provided by the Act. If abolished, the agency may continue until September 1, 2022 to close out its operations.

TEXAS PARKS AND WILDLIFE DEPARTMENT (802)

NOTE 14: Adjustments to Fund Balances and Net Position

During fiscal year 2020, certain adjustments were made that required the restatement of fund balances or net position. The restatements are presented below:

	Basis Conversion – Capital Assets (Fund 9998)	Total
Fund Balance / Net Position Sept. 1, 2019	\$ 720,026,744.18	\$ 720,026,744.18
Current Year's Restatements	\$ (609,373.92)	\$ (609,373.92)
Fund Balance / Net Position Sept. 1, 2019 as Restated	\$ 719,417,370.26	\$ 719,417,370.26

The Capital Assets Basis Conversion Fund (Fund 9998) restatement includes an overall decrease of \$609,373.92 for adjustments to capital assets:

- John Deere Tractor previously reported as retired but reinstated as an asset.
- Texas State Railroad State Park (498.755 acres) previously reported as a disposal but reinstated as an asset.
- Lake Houston State Park (5.605 acres) previously sold to the City of Houston that was reinstated as an asset under the deed's reversion clause.
- Reclassification of five Construction in Progress (CIP) projects that did not meet the criteria to be recorded as an asset:
 - Inland Fisheries (statewide upgrades to the Supervisory Control and Data (SCADA) system);
 - Albert and Bessie Kronkosky State Natural Area (new public use development);
 - Black Gap Wildlife Management Area (site utility upgrades);
 - Lake Whitney State Park (two restroom and dining hall repairs)
 - A.E. Wood Fish Hatchery (incubation system)

TEXAS PARKS AND WILDLIFE DEPARTMENT (802)

NOTE 15: Contingencies and Commitments

Contingencies

Unpaid Claims and Lawsuits

As of August 31, 2020, certain lawsuits were pending against TPWD. The lawsuits, which may present contingent liabilities, are displayed below.

Claimant/Plaintiff	Defendant Name	Type of Litigation	Damages Sought	Probability of Liability	Possible Loss	Description of Case
<i>Andrew Matej</i>	TPWD	Employment - Discrimination	Between \$200,000 and \$1,000,000	Reasonably Possible	Unknown	Plaintiff, a former employee, alleges race and gender discrimination in relation to his termination.
<i>Paul Rodriguez, Individually and as Next Friend for R.R. and I.R., Minor Children, and Walter Williams</i>	TPWD	Motor Vehicle Accident	More than \$200,000.00 and less than \$1,000,000.00	Reasonably Possible	Unknown	Plaintiffs allege personal injuries due to motor vehicle accident with TPWD employee.
<i>Ernest Trevino</i>	TPWD	Section 1983 civil right violation allegation	Not specified	Reasonably Possible	Unknown	Citizen violation of civil rights.
<i>John Rao</i>	TPWD	Employment - Retaliation	Not specified	Reasonably Possible	Unknown	Former game warden alleging retaliation and constructive termination.
<i>Sahari Landero</i>	TPWD	Motor Vehicle Accident	Not specified	Reasonably Possible	Unknown	Plaintiffs allege personal injuries due to motor vehicle accident with game warden.

TEXAS PARKS AND WILDLIFE DEPARTMENT (802)

NOTE 15: Contingencies and Commitments (Continued)

Claimant/Plaintiff	Defendant Name	Type of Litigation	Damages Sought	Probability of Liability	Possible Loss	Description of Case
<i>Gunther P. Coffey</i>	TPWD	Employment-Discrimination	Not Specified	Reasonably Possible	Unknown	Plaintiff, a former employee, alleges discrimination and retaliation.
<i>Cory and Katheryn Duncan</i>	TPWD	Motor Vehicle Accident	Not Specified	Reasonably Possible	Unknown	Plaintiffs allege personal injuries due to motor vehicle accident with game warden.
<i>Leopoldo Villa</i>	TPWD	Employment - Discrimination	Not specified	Reasonably Possible	Unknown	Plaintiff alleges employment discrimination.
<i>Progressive County Mutual Insurance Company</i>	TPWD, Madeleine Thornley	Motor Vehicle Accident	Less than \$100,000.00	Reasonably Possible	\$20,000 plus interest, fees, and other relief	Plaintiffs allege vehicle damage due to motor vehicle accident with TPWD employee.

Federal Assistance

TPWD receives federal financial assistance for specific purposes that are subject to review or audit by the federal grantor agencies. Entitlement to this assistance is generally conditional upon compliance with the terms and conditions of grant agreements and applicable federal regulations, including the expenditure of assistance for allowable purposes. Such audits could lead to requests for reimbursements to grantor agencies for expenditures disallowed under the terms of the grant. Based on prior experience, management believes such disallowance (if any) will be immaterial.

TEXAS PARKS AND WILDLIFE DEPARTMENT (802)

NOTE 15: Contingencies and Commitments (Concluded)

Arbitrage

Rebatable arbitrage is defined by Internal Revenue Code, Section 148, as earnings on investments purchased with the gross proceeds of a bond issue in excess of the amount that would have been earned if the investment were invested at a yield equal to the yield on the bond issue. The rebatable arbitrage must be paid to the federal government.

The Texas Public Finance Authority (TPFA) was created in 1984 by an act of the Texas Legislature to provide financing for the construction or acquisition of facilities for State agencies through the issuance of general obligation and revenue bonds and revenue commercial paper. TPFA monitors all investments to restrict earnings to a yield less than the bond issue and, therefore, limit any arbitrage liability to the State. No liability is accrued until the end of a five-year period for the required payment or upon the maturity of the obligation. TPWD estimates that rebatable arbitrage liability (if any) will be immaterial to its overall financial conditions.

Commitments

Construction Commitments

As of August 31, 2020, TPWD had outstanding construction commitments of approximately \$115,783,379.47 for facilities and other improvements, building replacements, maintenance and repairs and infrastructure and infrastructure maintenance and repairs.

UNAUDITED

TEXAS PARKS AND WILDLIFE DEPARTMENT (802)

NOTE 16:	<i>Subsequent Events</i>	<i>Not Applicable</i>
-----------------	---------------------------------	------------------------------

TEXAS PARKS AND WILDLIFE DEPARTMENT (802)

NOTE 17: Risk Management

TPWD is exposed to a variety of civil claims resulting from the performance of its duties. It is agency policy to periodically assess the proper combination of risk retention, insurance purchased through the State Office of Risk Management (SORM) and commercial insurance to cover losses to which it may be exposed.

RETENTION OF RISK

TPWD substantially assumes all risks associated with tort and liability claims due to the performance of its duties. TPWD's claims and judgments are mainly related to tort claims against the agency for property damage and personal injury arising from the operation of a motor-driven vehicle. TPWD is slowly transferring this risk to an automobile insurance policy purchased through SORM. As of August 31, 2020, this automobile insurance policy covered 129 of the Department's 2,500 vehicles.

INSURANCE POLICIES (SORM)

TPWD is exposed to a variety of risks including but not limited to property, automobile, public relations, builders risk, liability claims, tort claims, theft, damage to assets (boats, radios, radio towers, etc.), and business interruption (flood/fire/weather).

TPWD has purchased three lines of insurance through SORM: property, volunteer and automobile.

The Statewide Property Insurance Program is designed to provide State Agencies the ability to transfer the financial burden resulting from property damage and loss to agency assets. The property insurance program covers up to \$1,500,000,000 for any one occurrence for all perils; coverage is shared by all participants of the statewide program and is subject to sub limits as listed in the policy. Insured perils include Acts of God, theft of agency property, acts of terrorism and business interruptions.

The Statewide Volunteer Insurance Program was developed to provide excess personal liability, excess automobile liability and accident medical expense coverage for any designated or registered volunteer of Texas State Agencies.

The Statewide Automobile Insurance Program is designed to provide automobile liability and physical damage coverage to state agencies. The policy provides liability limits up to the Texas Tort Claims Act caps: \$250,000/\$500,000/\$100,000; and up to \$1 million when the Texas Tort Claims Act does not apply.

TPWD also elected to purchase 'physical damage' coverage on state-owned motorized equipment. This may include but is not limited to: private passenger vehicles, buses, trailers, golf carts, tractors and other mobile equipment. The coverage pays for repair of the state-owned motorized equipment, or Actual Cash Value if the vehicle is totaled.

TEXAS PARKS AND WILDLIFE DEPARTMENT (802)

NOTE 17: Risk Management (Continued)

COMMERCIAL INSURANCE POLICIES

TPWD purchased general liability commercial insurance policies for prescribed burns, vessels and radio towers.

Prescribed burning is a management tool widely used by foresters, parks departments, range and wildlife managers, ranchers and other landowners to manage excessive natural fuels under very specific and safe conditions. The general liability policy covers losses associated with bodily injury or death or injury to or destruction of property resulting from a prescribed burn of up to \$1,000,000 for each occurrence.

The State Parks Division insures two mobile radio towers that are used during natural disaster events. The radio towers provide multiagency communication and are used across the state. The towers are valued at \$250,000/piece. The policy covers losses associated with wind, hail, earthquakes, and floods up to a \$500,000 limit.

The Law Enforcement Division purchased Hull and Protection/Indemnity insurance for the catamaran patrol vessel and the 6-meter rigid hull vessel. The catamaran vessel is used to respond to and patrol the Gulf of Mexico.

SURETY BONDS

TPWD has purchased a surety bond to act as a deputy of the Travis County Tax-Assessor Collector (TCTAC) for the purposes of registering TPWD-owned vehicles pursuant to Transportation Code Section 520.0071. This section of the code authorizes TCTAC to require a bond to perform that service. The surety bond will enable TCTAC to be compensated for any losses that occur due to mishandling of funds by TPWD. The maximum loss possible was calculated by considering the state portion of the inspection fees due annually to the county for an estimated 250 TPWD standard vehicles and 50 commercial vehicles, based on Travis County fee rates, though inspection fees vary slightly statewide. This estimate assumes higher numbers of vehicles being processed and fees being assessed than likely will occur.

WORKERS' COMPENSATION

SORM is charged by Chapter 412 of the Texas Labor Code to administer the self-insured government employee's workers' compensation insurance program for the State. Workers' compensation claims of state employees are filed with and determined by SORM.

The annual assessment amount imposed by SORM includes workers' compensation coverage for the agency's employees and the agency's portion of SORM's costs to administer the program. TPWD's annual assessment amount totaled \$1,013,773.93 for the fiscal year and were recorded as increases in current year expenditures.

PUBLIC ENTITY RISK POOL

TPWD is not involved in any risk pools with other government entities.

TEXAS PARKS AND WILDLIFE DEPARTMENT (802)

NOTE 17: Risk Management (Concluded)

CLAIMS AND JUDGMENTS

The agency’s liabilities are reported when it is both probable that a loss has occurred, and the amount of that loss can be reasonably estimated. Liabilities are reevaluated periodically to consider current settlements, frequency of claims, past experience and economic factors. There were no significant reductions in insurance coverage in the past year and losses did not exceed funding arrangements during the past three years.

Changes in the balances of the agency’s claims liabilities during fiscal year 2019 and 2020 were:

	Claims and Judgements			
	Beginning Balance	Increases	Decreases	Ending Balance
2020	\$ 2,715.38	\$ 375,589.33	\$ 352,817.39	\$ 25,487.32
2019	\$2,715.38	\$ 165,216.97	\$ 165,216.97	\$ 2,715.38

Personal injury claims paid during the fiscal year account for the increase in the agency’s claims liabilities. In fiscal year 2020, TPWD paid \$250,000 for four personal injury claims arising from a motor vehicle accident involving an agency employee. For additional information, please see the agency’s Retention of Risk disclosure above.

UNAUDITED

TEXAS PARKS AND WILDLIFE DEPARTMENT (802)

NOTE 18:	<i>Management's Discussion and Analysis (MD&A)</i>	<i>Not Applicable</i>
-----------------	---	------------------------------

TEXAS PARKS AND WILDLIFE DEPARTMENT (802)

NOTE 19: *The Financial Reporting Entity*

Related Organizations:

Texas Parks and Wildlife Foundation

The Parks and Wildlife Foundation of Texas d/b/a the Texas Parks and Wildlife Foundation is a 501(c)(3) nonprofit corporation organized in 1991 pursuant to the laws of the State of Texas to provide support for the efforts of TPWD. TPWD's board chairman can appoint a majority of the board members of the Texas Parks and Wildlife Foundation. Pursuant to Texas Parks and Wildlife Code, Section 11.205, the Texas Parks and Wildlife Foundation has been designated as the official nonprofit partner of TPWD.

Operation Game Thief

The Operation Game Thief Committee is a nonprofit corporation organized under the laws of the state of Texas and exempt from federal income taxation pursuant to §501(c)(3) of the Internal Revenue Code. TPWD's Executive Director appoints the 11 members of the Operation Game Thief Committee "to administer the operation game thief fund and make reward payments and death benefit payments from that fund." Tex. Parks & Wild. Code §12.202(a). The Operation Game Thief fund is a special fund held outside the treasury and "may be used only for the maintenance of that fund, promotion of the operation game thief program through advertisement and marketing, the development, acquisition, and implementation of technological advancements to facilitate the apprehension and prosecution of persons who violate laws of this state intended to protect the state's natural or cultural resources or the public safety of persons using those natural and cultural resources, and payment of rewards and death benefits" authorized by the Texas Parks and Wildlife Code. Tex. Parks & Wild. Code §12.201.

TEXAS PARKS AND WILDLIFE DEPARTMENT (802)

NOTE 20: Stewardship, Compliance and Accountability

The License Plate Trust Fund reported a deficit fund balance of \$22,752.17 in appropriated fund 0802. The deficit is the result of state grant pass-through expenditures to universities related to community outreach programs (CO-OP) and research on the Brazos River watersnakes.

TPWD had no material violations of finance-related legal or contractual provisions. There were no changes in accounting principles or fund types during the fiscal year.

UNAUDITED

TEXAS PARKS AND WILDLIFE DEPARTMENT (802)

NOTE 21: *Not Applicable*

TEXAS PARKS AND WILDLIFE DEPARTMENT (Agency 802)

NOTE 22: Donor Restricted Endowments

The net appreciation (cumulative and unexpended) on donor-restricted endowments presented below is available for authorization and expenditure by TPWD. TPWD is a designated trustee pursuant to the Texas Uniform Principal and Income Act, Texas Property Code, §§111.004 and §§116.201. As a Trustee, TPWD is responsible for proper administration of certain funds contained within the State Parks Endowment Trust Account.

Endowment interest earnings are authorized for expenditure by Falcon State Park as outlined in the trust agreement to be used exclusively by the park for natural resource protection, habitat protection, habitat enhancement and habitat acquisition in the park.

Endowment interest earnings are authorized for expenditure by the Lyndon B. Johnson State Historical Park consistent with the Texas Uniform Principal and Income Act, Texas Property Code, §§116.201 in that 100% of interest earnings may be used for all other ordinary expenses incurred in connection with the administration, management, or preservation of trust property. A minimum of 20% of the funds received by the State Historical Park becomes part of the corpus while the remaining 80% shall be used for exhibit renovations, interpretive functions and general park operations.

Donor Restricted Endowments	Amounts of Net Appreciation*	Reported in Net Position
True Endowments	\$245,635.64	Restricted for Expendable
Term Endowments	\$128,977.63	Restricted for Expendable
TOTAL:	\$374,613.27	

*There was a positive fair value adjustment totaling \$10,553.22 for fiscal year 2020.

Changes from Prior Year Balances

Endowment Funds	Increase/(Decrease)	Reason for Change
Expendable Balances:		
True Endowments	(\$10,390.64)	Expenditures from Restricted Interest Income
Term Endowments	(\$1,273.13)	Expenditures from Restricted Interest Income
Non-Expendable Balances:		
True Endowments	\$0	
Term Endowments	\$0	

UNAUDITED

TEXAS PARKS AND WILDLIFE DEPARTMENT (802)

NOTE 23:	<i>Extraordinary and Special Items</i>	<i>Not Applicable</i>
-----------------	---	------------------------------

UNAUDITED

TEXAS PARKS AND WILDLIFE DEPARTMENT (802)

NOTE 24:	<i>Disaggregation of Receivable and Payable Balances</i>	<i>Not Applicable</i>
-----------------	---	------------------------------

UNAUDITED

TEXAS PARKS AND WILDLIFE DEPARTMENT (802)

NOTE 25: *Termination Benefits Not Applicable*

UNAUDITED

TEXAS PARKS AND WILDLIFE DEPARTMENT (802)

NOTE 26: <i>Segment Information</i> <i>Not Applicable</i>
--

UNAUDITED

TEXAS PARKS AND WILDLIFE DEPARTMENT (802)

NOTE 27: *Service Concession Arrangements Not Applicable*

UNAUDITED

TEXAS PARKS AND WILDLIFE DEPARTMENT (802)

NOTE 28: Deferred Outflows of Resources and Deferred Inflows of Resources Not Applicable

UNAUDITED

TEXAS PARKS AND WILDLIFE DEPARTMENT (802)

NOTE 29: *Troubled Debt Restructuring* *Not Applicable*

UNAUDITED

TEXAS PARKS AND WILDLIFE DEPARTMENT (802)

NOTE 30:	<i>Non-Exchange Financial Guarantees</i>	<i>Not Applicable</i>
-----------------	---	------------------------------

UNAUDITED

TEXAS PARKS AND WILDLIFE DEPARTMENT (802)

NOTE 31:	<i>Tax Abatements</i>	<i>Not Applicable</i>
-----------------	------------------------------	------------------------------

TEXAS PARKS AND WILDLIFE DEPARTMENT (802)

NOTE 32: Governmental Fund Balances

Governmental Accounting Standards Board (GASB) Statement 54 establishes financial reporting standards for fund balances. Each fund type defaults to a specific fund balance classification at year end.

TPWD has the following restrictions/covenants causing fund balances to be classified other than their default classification:

GAAP Fund	GASB 54 Fund Class	Amount	Citation	Comments
0001	0010 Committed	\$20,602,949.51	General Appropriations Act, Article VI	Land Acquisition, Debt Service Obligations, Local Park Grants, Capital Budget and CAPPS Implementation
0001	0012 Committed	\$22,438.10	General Appropriations Act, Article VI	Funds designated by the donor, grantor, damage/mitigation agreement or settlement or state/federal agency solely for construction and repairs, land acquisition, or purchase of specific capital items.
0001	0016 Committed	\$375,601.04	General Appropriations Act, Article VI	Off-Highway Vehicle & Trail Decal
0009	0917 Restricted	\$34,729,782.53	50 CFR 80.4 - Diversion of license fees	Hunting and Fishing Licenses, restrictions are externally imposed by federal government agencies.
0009	0918 Restricted	\$10,543,028.51	50 CFR 80.4 - Diversion of license fees	Hunting and Fishing Licenses, restrictions are externally imposed by federal government agencies.
0009	0920 Restricted	\$16,662,435.97	50 CFR 80.4 - Diversion of license fees	Hunting and Fishing Licenses, restrictions are externally imposed by federal government agencies.
0009	0921 Restricted	\$1,123,600.15	50 CFR 80.4 - Diversion of license fees	Hunting and Fishing Licenses, restrictions are externally imposed by federal government agencies.

TEXAS PARKS AND WILDLIFE DEPARTMENT (802)

NOTE 32: Governmental Fund Balances (Continued)

GAAP Fund	Fund	GASB 54 Class	Amount	Citation	Comments
0009	0930	Restricted	\$50,404,926.75	50 CFR 80.4 - Diversion of license fees	Hunting and Fishing Licenses, restrictions are externally imposed by federal government agencies.
0009	0932	Restricted	\$1,460,351.76	50 CFR 80.4 - Diversion of license fees	Donations, reimbursements and other restricted appropriated receipts, restrictions are externally imposed by federal government agencies.
0009	0951	Restricted	\$919,087.82	Federal CFDA 10.028, 10.664, 10.902, 11.000, 11.022, 11.407, 11.419, 11.434, 11.435, 11.441, 11.454, 11.472, 12.106, 15.608, 15.615, 15.616, 15.622, 15.631, 15.634, 15.657, 15.669, 15.945, 16.922, 66.456, 93.103, 97.012, 97.036 and 97.056	Federal funds, restrictions are externally imposed by federal government agencies.
0064	0641	Restricted	\$760,063.92	Federal CFDA 10.923, 14.218, 15.634, 15.668, 15.925, 20.205, 20.219 and 97.036	Federal funds, restrictions are externally imposed by federal government agencies.
0223	2231	Restricted	\$8,706.29	Federal CFDA 15.916 and 20.219	Federal funds, restrictions are externally imposed by federal government agencies.
0467	4671	Restricted	\$3,062,579.59	Federal CFDA 15.605, 15.916 and 20.219	Federal funds, restrictions are externally imposed by federal government agencies.
0506	5066	Restricted	\$24.50	General Appropriations Act, Escrow Accounts	Environmental damages with settlement and/or mitigation agreements, restrictions are externally imposed by federal government agencies and donor and grantors.

TEXAS PARKS AND WILDLIFE DEPARTMENT (802)


NOTE 32: Governmental Fund Balances (Continued)

GAAP Fund	GASB 54 Fund Class	Amount	Citation	Comments
0544	5440 Nonspendable	\$20,000,000.00	General Appropriations Act, HB 3781; Parks and Wildlife Code, Sections 11.044 and 11.061 through 11.063	Endowment funds with legislatively mandated corpus requirement.
0544	5440 Restricted	\$6,201,339.47	General Appropriations Act, HB 3781; Parks and Wildlife Code, Sections 11.044 and 11.061 through 11.063	Endowment funds, restrictions are externally imposed by the donor.
0544	8544 Restricted	\$1,717,522.87	General Appropriations Act, HB 3781; Parks and Wildlife Code, Sections 11.044 and 11.061 through 11.063	Endowment funds, restrictions are externally imposed by the donor.
0679	6791 Restricted	\$13,136.31	Federal CFDA 15.426, 15.605 and 15.668	Federal funds, restrictions are externally imposed by federal government agencies.
0885	0851 Restricted	\$17,977.20	Federal CFDA 15.000; United States Code, Title 54, Subtitle I, Division A, Chapter 1015, Subchapter IV, Section 101531; Falcon State Park and Lyndon B. Johnson (LBJ) National Historical Park Bus Tour Transportation Services for State Parks Permanent Endowment Trust Agreement	Federal funds, restrictions are externally imposed by federal government agencies.

TEXAS PARKS AND WILDLIFE DEPARTMENT (802)

NOTE 32: Governmental Fund Balances (Concluded)

GAAP Fund	Fund	GASB 54 Class	Amount	Citation	Comments
0885	8885	Restricted	\$254,641.43	United States Code, Title 54, Subtitle I, Division A, Chapter 1015, Subchapter IV, Section 101531; Falcon State Park and Lyndon B. Johnson (LBJ) National Historical Park Bus Tour Transportation Services for State Parks Permanent Endowment Trust Agreement	Endowment funds, restrictions are externally imposed by resource providers.
0885	0885	Restricted	\$101,994.64	United States Code, Title 54, Subtitle I, Division A, Chapter 1015, Subchapter IV, Section 101531; Falcon State Park and Lyndon B. Johnson (LBJ) National Historical Park Bus Tour Transportation Services for State Parks Permanent Endowment Trust Agreement	Endowment funds, restrictions are externally imposed by resource providers.



Supplementary Schedules



UNAUDITED

Texas Parks and Wildlife Department (802)
Schedule 1A - Schedule of Expenditures of Federal Awards
 For the fiscal year ended August 31, 2020

Federal Grantor/ Pass-through Grantor/ Program Title	CFDA Number	NSE Name/ Identifying Number	Agy/ Univ No	Pass-through From		Direct Program Amount	Total PT From and Direct Prog. Amount
				Agencies or Universities Amount	Non-State Entities Amount		
Environmental Protection Agency							
National Estuary Program	66.456						0.00
<u>Pass-Through From:</u> National Estuary Program	66.456						15,058.77
<u>Pass-Through From:</u> Texas Commission on Environmental Quality			582	15,058.77			
Totals - Environmental Protection Agency				\$ 15,058.77	\$ -	\$ -	\$ 15,058.77
General Services Administration							
<u>Pass-Through From:</u> Donation of Federal Surplus Personal Property (Non-monetary)	39.003						2,308.09
<u>Pass-Through From:</u> Texas Facilities Commission			303	2,308.09			
Totals - General Services Administration				\$ 2,308.09	\$ -	\$ -	\$ 2,308.09
U.S. Department of the Interior							
Direct Programs:							
Cooperative Endangered Species Conservation Fund	15.615					272,015.88	272,015.88
Clean Vessel Act	15.616					71,743.70	71,743.70
Sportfishing and Boating Safety Act	15.622					3,606.56	3,606.56
Partners for Fish and Wildlife	15.631					282,363.75	282,363.75
State Wildlife Grants	15.634					3,249.08	3,249.08
Outdoor Recreation Acquisition, Development and Planning	15.916					3,547,221.15	3,547,221.15
Totals - U.S. Department of the Interior				\$ -	\$ -	\$ 4,180,200.12	\$ 4,180,200.12
U.S. Department of Agriculture							
<u>Pass-Through From:</u> Cooperative Forestry Assistance	10.664						497.70
<u>Pass-Through From:</u> Texas A&M Forest Service			576	497.70			
Totals - U.S. Department of Agriculture				\$ 497.70	\$ -	\$ -	\$ 497.70
U.S. Department of Commerce							
COVID-19 - Unallied Management Projects	11.454	Gulf States Marine Fisheries Commission/ CF CARES ACT 20				6,392.41	6,392.41
Direct Programs:							
Cooperative Fishery Statistics	11.434					67,427.34	67,427.34
Southeast Area Monitoring and Assessment Program	11.435					80,814.59	80,814.59
<u>Pass-Through From:</u> Bipartisan Budget Act of 2018	11.022						24,472.44
<u>Pass-Through From:</u> University of Texas at Austin			721	24,472.44			
Coastal Zone Management Administration Awards	11.419						97,954.37
<u>Pass-Through From:</u> General Land Office			305	97,954.37			
Totals - U.S. Department of Commerce				\$ 122,426.81	\$ 6,392.41	\$ 148,241.93	\$ 277,061.15
U.S. Department of Defense							
Direct Programs:							
Flood Control Projects	12.106					312,602.31	312,602.31
Totals - U.S. Department of Defense				\$ -	\$ -	\$ 312,602.31	\$ 312,602.31
U.S. Department of Health and Human Services							
Food and Drug Administration Research	93.103	Association of Food and Drug Officials/ G-SE-2004-02351				23,310.00	23,310.00
Totals - U.S. Department of Health and Human Services				\$ -	\$ 23,310.00	\$ -	\$ 23,310.00
U.S. Department of Homeland Security							
Direct Programs:							
Boating Safety Financial Assistance	97.012					4,083,721.48	4,083,721.48
Port Security Grant Program	97.056					502,871.67	502,871.67
<u>Pass-Through From:</u> Disaster Grants - Public Assistance (Presidentially Declared Di:	97.036						1,536,239.53
<u>Pass-Through From:</u> Texas Division of Emergency Management			575	1,536,239.53			
Totals - U.S. Department of Homeland Security				\$ 1,536,239.53	\$ -	\$ 4,586,593.15	\$ 6,122,832.68
U.S. Department of Justice							
Direct Programs:							
Equitable Sharing Program	16.922					51,148.97	51,148.97
Totals - U.S. Department of Justice				\$ -	\$ -	\$ 51,148.97	\$ 51,148.97
Research & Development Cluster							
U.S. Department of the Interior							
Endangered Species Recovery Implementation	15.657	National Fish and Wildlife Foundation/ 0406 18 061358				-52,346.94	-52,346.94
Cooperative Landscape Conservation	15.669	Wildlife Management Institute, Inc./ GP LCC 2016-03				21,936.09	21,936.09
Direct Programs:							
Sport Fish Restoration	15.605					11,758,607.65	11,758,607.65
Sport Fish Restoration	15.605					-146.90	-146.90

UNAUDITED

Texas Parks and Wildlife Department (802)
Schedule 1A - Schedule of Expenditures of Federal Awards
 For the fiscal year ended August 31, 2020

Federal Grantor/ Pass-through Grantor/ Program Title	CFDA Number	NSE Name/ Identifying Number	Agy/ Univ No	Pass-through From		Direct Program Amount	Total PT From and Direct Prog. Amount
				Agencies or Universities Amount	Non-State Entities Amount		
<i>Pass-Through To:</i>							
<i>Texas A&M AgriLife Extension Service</i>							
Fish and Wildlife Management Assistance	15.608					3,442.37	3,442.37
Fish and Wildlife Management Assistance	15.608					46,107.05	46,107.05
<i>Pass-Through To:</i>							
<i>Texas State University</i>							
Wildlife Restoration and Basic Hunter Education	15.611					6,178,981.15	6,178,981.15
Wildlife Restoration and Basic Hunter Education	15.611					85,243.16	85,243.16
<i>Pass-Through To:</i>							
<i>Texas A&M AgriLife Research</i>							
Wildlife Restoration and Basic Hunter Education	15.611					26,424.28	26,424.28
<i>Pass-Through To:</i>							
<i>Tarleton State University</i>							
Wildlife Restoration and Basic Hunter Education	15.611					91,881.70	91,881.70
<i>Pass-Through To:</i>							
<i>Texas A&M University - Kingsville</i>							
Wildlife Restoration and Basic Hunter Education	15.611					131,948.38	131,948.38
<i>Pass-Through To:</i>							
<i>Texas Tech University</i>							
Wildlife Restoration and Basic Hunter Education	15.611					238,330.37	238,330.37
<i>Pass-Through To:</i>							
<i>Texas State University</i>							
Wildlife Restoration and Basic Hunter Education	15.611					151,298.96	151,298.96
<i>Pass-Through To:</i>							
<i>Sul Ross State University</i>							
Cooperative Endangered Species Conservation Fund	15.615					328,244.14	328,244.14
Cooperative Endangered Species Conservation Fund	15.615					42,124.94	42,124.94
<i>Pass-Through To:</i>							
<i>Texas A&M AgriLife Research</i>							
Cooperative Endangered Species Conservation Fund	15.615					44,432.77	44,432.77
<i>Pass-Through To:</i>							
<i>University of Texas at Austin</i>							
Cooperative Endangered Species Conservation Fund	15.615					1,444.93	1,444.93
<i>Pass-Through To:</i>							
<i>Texas Tech University</i>							
Cooperative Endangered Species Conservation Fund	15.615					40,537.44	40,537.44
<i>Pass-Through To:</i>							
<i>University of Texas Rio Grande Valley</i>							
Cooperative Endangered Species Conservation Fund	15.615					56,406.32	56,406.32
<i>Pass-Through To:</i>							
<i>Texas State University</i>							
Cooperative Endangered Species Conservation Fund	15.615					54,330.60	54,330.60
<i>Pass-Through To:</i>							
<i>University of Houston - Clear Lake</i>							
State Wildlife Grants	15.634					281,809.11	281,809.11
State Wildlife Grants	15.634					259,804.49	259,804.49
<i>Pass-Through To:</i>							
<i>Texas A&M AgriLife Research</i>							
State Wildlife Grants	15.634					3,780.00	3,780.00
<i>Pass-Through To:</i>							
<i>Texas A&M University</i>							
State Wildlife Grants	15.634					29,723.64	29,723.64
<i>Pass-Through To:</i>							
<i>Tarleton State University</i>							
State Wildlife Grants	15.634					42,688.93	42,688.93
<i>Pass-Through To:</i>							
<i>University of Texas at Arlington</i>							
State Wildlife Grants	15.634					113,330.00	113,330.00
<i>Pass-Through To:</i>							
<i>Texas A&M University at Galveston</i>							
State Wildlife Grants	15.634					438,797.44	438,797.44
<i>Pass-Through To:</i>							
<i>University of Texas at Austin</i>							

UNAUDITED

Texas Parks and Wildlife Department (802)
Schedule 1A - Schedule of Expenditures of Federal Awards
 For the fiscal year ended August 31, 2020

Federal Grantor/ Pass-through Grantor/ Program Title	CFDA Number	NSE Name/ Identifying Number	Agy/ Univ No	Pass-through From		Direct Program Amount	Total PT From and Direct Prog. Amount
				Agencies or Universities Amount	Non-State Entities Amount		
State Wildlife Grants <i>Pass-Through To:</i> <i>Texas A&M University - Kingsville</i>	15.634					29,818.56	29,818.56
State Wildlife Grants <i>Pass-Through To:</i> <i>Texas Tech University</i>	15.634					54,543.63	54,543.63
State Wildlife Grants <i>Pass-Through To:</i> <i>University of Texas Rio Grande Valley</i>	15.634					25,888.77	25,888.77
State Wildlife Grants <i>Pass-Through To:</i> <i>University of North Texas</i>	15.634					65,124.57	65,124.57
State Wildlife Grants <i>Pass-Through To:</i> <i>Texas State University</i>	15.634					82,639.22	82,639.22
State Wildlife Grants <i>Pass-Through To:</i> <i>Stephen F. Austin State University</i>	15.634					100,990.49	100,990.49
State Wildlife Grants <i>Pass-Through To:</i> <i>Sul Ross State University</i>	15.634					17,552.20	17,552.20
State Wildlife Grants <i>Pass-Through To:</i> <i>University of Houston - Clear Lake</i>	15.634					30,531.86	30,531.86
State Wildlife Grants <i>Pass-Through To:</i> <i>Texas A&M University - Corpus Christi</i>	15.634					135,845.76	135,845.76
Cooperative Research and Training Programs - Resources of the <u>Pass-Through From:</u>	15.945					539.99	539.99
Endangered Species Recovery Implementation <i>Pass-Through To:</i> <i>Texas A&M AgriLife Research</i>	15.657	National Fish and Wildlife Foundation/ 0406 18 061358				67,773.43	67,773.43
Totals - U.S. Department of the Interior U.S. Department of Agriculture Soil and Water Conservation	10.902	Texas Parks and Wildlife Foundation, Inc./ 68-7442-17-036		\$ -	\$ 37,362.58	\$ 20,993,047.97	\$ 21,030,410.55
<u>Direct Programs:</u> Wildlife Services Totals - U.S. Department of Agriculture U.S. Department of Commerce	10.028			\$ -	\$ 100,000.00	\$ 95,587.82	\$ 195,587.82
Interjurisdictional Fisheries Act of 1986	11.407	Gulf States Marine Fisheries Commission/ TCS-650-001-2020-01			48,617.29		48,617.29
Interjurisdictional Fisheries Act of 1986		Gulf States Marine Fisheries Commission/ TT-650-005-2019-01			31,849.69		31,849.69
Interjurisdictional Fisheries Act of 1986		Gulf States Marine Fisheries Commission/ TT-650-005-2020-01			155,300.44		155,300.44
Cooperative Fishery Statistics	11.434	Gulf States Marine Fisheries Commission/ BSP-799-017-2018-01			7,215.74		7,215.74
Cooperative Fishery Statistics		Gulf States Marine Fisheries Commission/ BSP-799-017-2020-01			3,386.60		3,386.60
Cooperative Fishery Statistics		Gulf States Marine Fisheries Commission/ SCFV-749-045-2019-01			2,015.24		2,015.24
Regional Fishery Management Councils	11.441	Gulf of Mexico Fishery Management Council/ 19-7050			5,896.21		5,896.21
Regional Fishery Management Councils		Gulf of Mexico Fishery Management Council/ 20-7050			10,765.75		10,765.75
<u>Direct Programs:</u> Bipartisan Budget Act of 2018 Bipartisan Budget Act of 2018 <i>Pass-Through To:</i> <i>Texas A&M University - Corpus Christi</i>	11.022					2,526,466.94	2,526,466.94
	11.022					251,296.65	251,296.65
Interjurisdictional Fisheries Act of 1986	11.407					140,268.58	140,268.58
<u>Pass-Through From:</u> Unallied Science Program <u>Pass-Through From:</u> <i>Texas A&M University - Corpus Christi</i>	11.472		760	32,945.36			32,945.36
Totals - U.S. Department of Commerce				\$	32,945.36	\$ 265,046.96	\$ 2,918,032.17
						\$	\$ 3,216,024.49

UNAUDITED

Texas Parks and Wildlife Department (802)
Schedule 1A - Schedule of Expenditures of Federal Awards
 For the fiscal year ended August 31, 2020

Federal Grantor/ Pass-through Grantor/ Program Title	CFDA Number	NSE Name/ Identifying Number	Agy/ Univ No	Pass-through From		Direct Program Amount	Total PT From and Direct Prog. Amount
				Agencies or Universities Amount	Non-State Entities Amount		
Highway Planning and Construction Cluster							
U.S. Department of Transportation							
<u>Direct Programs:</u>							
Recreational Trails Program	20.219					1,730,161.57	1,730,161.57
Totals - U.S. Department of Transportation				\$ -	\$ -	\$ 1,730,161.57	\$ 1,730,161.57
Fish and Wildlife Cluster							
U.S. Department of the Interior							
<u>Direct Programs:</u>							
Sport Fish Restoration	15.605					4,502,845.77	4,502,845.77
Sport Fish Restoration	15.605					33,581.70	33,581.70
<u>Pass-Through To:</u>							
<i>University of Texas at Austin</i>							
Wildlife Restoration and Basic Hunter Education	15.611					18,316,261.53	18,316,261.53
Wildlife Restoration and Basic Hunter Education	15.611					144,439.54	144,439.54
<u>Pass-Through To:</u>							
<i>Texas A&M AgriLife Extension Service</i>							
Enhanced Hunter Education and Safety	15.626					195,604.78	195,604.78
Totals - U.S. Department of the Interior				\$ -	\$ -	\$ 23,192,733.32	\$ 23,192,733.32
Total Expenditures of Federal Awards				\$ 1,709,476.26	\$ 432,111.95	\$ 58,208,349.33	\$ 60,349,937.54

Texas Parks and Wildlife Department (802)
Schedule 1A - Schedule of Expenditures of Federal Awards
 For the fiscal year ended August 31, 2020

Federal Grantor/ Pass-through Grantor/ Program Title	CFDA Number	NSE Name/ Identifying Number	Agy/ Univ No.	Pass-through To		Expenditures Amount	Total PT To and Expenditures Amount	
				Agencies or Universities Amount	Non-State Entities Amount			
Environmental Protection Agency								
National Estuary Program	66.456				15,058.77	-15,058.77	0.00	
National Estuary Program	66.456					15,058.77	15,058.77	
Texas Commission on Environmental Quality								
Totals - Environmental Protection Agency				\$	-	\$ 15,058.77	\$ -	\$ 15,058.77
General Services Administration								
Donation of Federal Surplus Personal Property (Non-monetary)	39.003					2,308.09	2,308.09	
Texas Facilities Commission								
Totals - General Services Administration				\$	-	\$ -	\$ 2,308.09	\$ 2,308.09
U.S. Department of the Interior								
Direct Programs:								
Cooperative Endangered Species Conservation Fund	15.615				272,015.88		272,015.88	
Clean Vessel Act	15.616				71,616.06	127.64	71,743.70	
Sportfishing and Boating Safety Act	15.622					3,606.56	3,606.56	
Partners for Fish and Wildlife	15.631				150,712.84	131,650.91	282,363.75	
State Wildlife Grants	15.634					3,249.08	3,249.08	
Outdoor Recreation Acquisition, Development and Planning	15.916				1,842,582.72	1,704,638.43	3,547,221.15	
Totals - U.S. Department of the Interior				\$	-	\$ 2,336,927.50	\$ 1,843,272.62	\$ 4,180,200.12
U.S. Department of Agriculture								
Cooperative Forestry Assistance	10.664					497.70	497.70	
Texas A&M Forest Service								
Totals - U.S. Department of Agriculture				\$	-	\$ -	\$ 497.70	\$ 497.70
U.S. Department of Commerce								
COVID-19 - Unallied Management Projects	11.454	Gulf States Marine Fisheries Commission/ CF CARES ACT 20				6,392.41	6,392.41	
Direct Programs:								
Cooperative Fishery Statistics	11.434					67,427.34	67,427.34	
Southeast Area Monitoring and Assessment Program	11.435					80,814.59	80,814.59	
Bipartisan Budget Act of 2018	11.022					24,472.44	24,472.44	
University of Texas at Austin								
Coastal Zone Management Administration Awards	11.419					97,954.37	97,954.37	
General Land Office								
Totals - U.S. Department of Commerce				\$	-	\$ -	\$ 277,061.15	\$ 277,061.15
U.S. Department of Defense								
Direct Programs:								
Flood Control Projects	12.106					312,602.31	312,602.31	
Totals - U.S. Department of Defense				\$	-	\$ -	\$ 312,602.31	\$ 312,602.31
U.S. Department of Health and Human Services								
Food and Drug Administration Research	93.103	Association of Food and Drug Officials/ G-SE-2004-02351				23,310.00	23,310.00	
Totals - U.S. Department of Health and Human Services				\$	-	\$ -	\$ 23,310.00	\$ 23,310.00
U.S. Department of Homeland Security								
Direct Programs:								
Boating Safety Financial Assistance	97.012					4,083,721.48	4,083,721.48	
Port Security Grant Program	97.056					502,871.67	502,871.67	
Disaster Grants - Public Assistance (Presidentially Declared Di:	97.036					1,536,239.53	1,536,239.53	
Texas Division of Emergency Management								
Totals - U.S. Department of Homeland Security				\$	-	\$ -	\$ 6,122,832.68	\$ 6,122,832.68
U.S. Department of Justice								
Direct Programs:								
Equitable Sharing Program	16.922					51,148.97	51,148.97	
Totals - U.S. Department of Justice				\$	-	\$ -	\$ 51,148.97	\$ 51,148.97
Research & Development Cluster								
U.S. Department of the Interior								
Endangered Species Recovery Implementation	15.657	National Fish and Wildlife Foundation/ 0406 18 061358			4,461.88	-56,808.82	-52,346.94	
Cooperative Landscape Conservation	15.669	Wildlife Management Institute, Inc./ GP LCC 2016-03			10,399.15	11,536.94	21,936.09	
Direct Programs:								
Sport Fish Restoration	15.605					11,758,607.65	11,758,607.65	
Sport Fish Restoration	15.605						-146.90	

UNAUDITED

Texas Parks and Wildlife Department (802)
Schedule 1A - Schedule of Expenditures of Federal Awards
 For the fiscal year ended August 31, 2020

Federal Grantor/ Pass-through Grantor/ Program Title	CFDA Number	NSE Name/ Identifying Number	Agy/ Univ No.	Pass-through To		Expenditures Amount	Total PT To and Expenditures Amount
				Agencies or Universities Amount	Non-State Entities Amount		
<i>Texas A&M AgriLife Extension Service</i>			555	-146.90			
Fish and Wildlife Management Assistance	15.608					3,442.37	3,442.37
Fish and Wildlife Management Assistance	15.608						46,107.05
<i>Texas State University</i>			754	46,107.05			
Wildlife Restoration and Basic Hunter Education	15.611				661,597.50	5,517,383.65	6,178,981.15
Wildlife Restoration and Basic Hunter Education	15.611						85,243.16
<i>Texas A&M AgriLife Research</i>			556	85,243.16			
Wildlife Restoration and Basic Hunter Education	15.611						26,424.28
<i>Tarleton State University</i>			713	26,424.28			
Wildlife Restoration and Basic Hunter Education	15.611						91,881.70
<i>Texas A&M University - Kingsville</i>			732	91,881.70			
Wildlife Restoration and Basic Hunter Education	15.611						131,948.38
<i>Texas Tech University</i>			733	131,948.38			
Wildlife Restoration and Basic Hunter Education	15.611						238,330.37
<i>Texas State University</i>			754	238,330.37			
Wildlife Restoration and Basic Hunter Education	15.611						151,298.96
<i>Sul Ross State University</i>			756	151,298.96			
Cooperative Endangered Species Conservation Fund	15.615				61,368.07	266,876.07	328,244.14
Cooperative Endangered Species Conservation Fund	15.615						42,124.94
<i>Texas A&M AgriLife Research</i>			556	42,124.94			
Cooperative Endangered Species Conservation Fund	15.615						44,432.77
<i>University of Texas at Austin</i>			721	44,432.77			
Cooperative Endangered Species Conservation Fund	15.615						1,444.93
<i>Texas Tech University</i>			733	1,444.93			
Cooperative Endangered Species Conservation Fund	15.615						40,537.44
<i>University of Texas Rio Grande Valley</i>			746	40,537.44			
Cooperative Endangered Species Conservation Fund	15.615						56,406.32
<i>Texas State University</i>			754	56,406.32			
Cooperative Endangered Species Conservation Fund	15.615						54,330.60
<i>University of Houston - Clear Lake</i>			759	54,330.60			
State Wildlife Grants	15.634				210,016.22	71,792.89	281,809.11
State Wildlife Grants	15.634						259,804.49
<i>Texas A&M AgriLife Research</i>			556	259,804.49			
State Wildlife Grants	15.634						3,780.00
<i>Texas A&M University</i>			711	3,780.00			
State Wildlife Grants	15.634						29,723.64
<i>Tarleton State University</i>			713	29,723.64			
State Wildlife Grants	15.634						42,688.93
<i>University of Texas at Arlington</i>			714	42,688.93			
State Wildlife Grants	15.634						113,330.00
<i>Texas A&M University at Galveston</i>			718	113,330.00			
State Wildlife Grants	15.634						438,797.44
<i>University of Texas at Austin</i>			721	438,797.44			

UNAUDITED

Texas Parks and Wildlife Department (802)
Schedule 1A - Schedule of Expenditures of Federal Awards
 For the fiscal year ended August 31, 2020

Federal Grantor/ Pass-through Grantor/ Program Title	CFDA Number	NSE Name/ Identifying Number	Agy/ Univ No.	Pass-through To		Expenditures Amount	Total PT To and Expenditures Amount
				Agencies or Universities Amount	Non-State Entities Amount		
State Wildlife Grants	15.634						29,818.56
<i>Texas A&M University - Kingsville</i>			732	29,818.56			
State Wildlife Grants	15.634						54,543.63
<i>Texas Tech University</i>			733	54,543.63			
State Wildlife Grants	15.634						25,888.77
<i>University of Texas Rio Grande Valley</i>			746	25,888.77			
State Wildlife Grants	15.634						65,124.57
<i>University of North Texas</i>			752	65,124.57			
State Wildlife Grants	15.634						82,639.22
<i>Texas State University</i>			754	82,639.22			
State Wildlife Grants	15.634						100,990.49
<i>Stephen F. Austin State University</i>			755	100,990.49			
State Wildlife Grants	15.634						17,552.20
<i>Sul Ross State University</i>			756	17,552.20			
State Wildlife Grants	15.634						30,531.86
<i>University of Houston - Clear Lake</i>			759	30,531.86			
State Wildlife Grants	15.634						135,845.76
<i>Texas A&M University - Corpus Christi</i>			760	135,845.76			
Cooperative Research and Training Programs - Resources of the	15.945					539.99	539.99
Endangered Species Recovery Implementation	15.657						67,773.43
<i>Texas A&M AgriLife Research</i>		National Fish and Wildlife 0406 18 061358	556	67,773.43			
Totals - U.S. Department of the Interior				\$ 2,509,196.99	\$ 947,842.82	\$ 17,573,370.74	\$ 21,030,410.55
U.S. Department of Agriculture							
Soil and Water Conservation	10.902	Texas Parks and Wildlife Foundation, Inc./ 68-7442-17-036			100,000.00		100,000.00
Wildlife Services	10.028					95,587.82	95,587.82
Totals - U.S. Department of Agriculture				\$ -	\$ 100,000.00	\$ 95,587.82	\$ 195,587.82
U.S. Department of Commerce							
Interjurisdictional Fisheries Act of 1986	11.407	Gulf States Marine Fisheries Commission/ TCS-650-001-2020-01				48,617.29	48,617.29
Interjurisdictional Fisheries Act of 1986		Gulf States Marine Fisheries Commission/ TT-650-005-2019-01				31,849.69	31,849.69
Interjurisdictional Fisheries Act of 1986		Gulf States Marine Fisheries Commission/ TT-650-005-2020-01				155,300.44	155,300.44
Cooperative Fishery Statistics	11.434	Gulf States Marine Fisheries Commission/ BSP-799-017-2018-01				7,215.74	7,215.74
Cooperative Fishery Statistics		Gulf States Marine Fisheries Commission/ BSP-799-017-2020-01				3,386.60	3,386.60
Cooperative Fishery Statistics		Gulf States Marine Fisheries Commission/ SCFV-749-045-2019-01				2,015.24	2,015.24
Regional Fishery Management Councils	11.441	Gulf of Mexico Fishery Management Council/ 19-7050				5,896.21	5,896.21
Regional Fishery Management Councils		Gulf of Mexico Fishery Management Council/ 20-7050				10,765.75	10,765.75
Bipartisan Budget Act of 2018	11.022					2,526,466.94	2,526,466.94
Bipartisan Budget Act of 2018	11.022						251,296.65
<i>Texas A&M University - Corpus Christi</i>			760	251,296.65			
Interjurisdictional Fisheries Act of 1986	11.407					140,268.58	140,268.58
Unallied Science Program	11.472					32,945.36	32,945.36
<i>Texas A&M University - Corpus Christi</i>							
Totals - U.S. Department of Commerce				\$ 251,296.65	\$ -	\$ 2,964,727.84	\$ 3,216,024.49

UNAUDITED

Texas Parks and Wildlife Department (802)
Schedule 1A - Schedule of Expenditures of Federal Awards
 For the fiscal year ended August 31, 2020

Federal Grantor/ Pass-through Grantor/ Program Title	CFDA Number	NSE Name/ Identifying Number	Agy/ Univ No.	Pass-through To		Expenditures Amount	Total PT To and Expenditures Amount
				Agencies or Universities Amount	Non-State Entities Amount		
Highway Planning and Construction Cluster							
U.S. Department of Transportation							
Recreational Trails Program	20.219				1,452,033.11	278,128.46	1,730,161.57
Totals - U.S. Department of Transportation				\$ -	\$ 1,452,033.11	\$ 278,128.46	\$ 1,730,161.57
Fish and Wildlife Cluster							
U.S. Department of the Interior							
Sport Fish Restoration	15.605				1,911,690.56	2,591,155.21	4,502,845.77
Sport Fish Restoration	15.605						33,581.70
<i>University of Texas at Austin</i>			721	33,581.70			
Wildlife Restoration and Basic Hunter Education	15.611				405,577.29	17,910,684.24	18,316,261.53
Wildlife Restoration and Basic Hunter Education	15.611						144,439.54
<i>Texas A&M AgriLife Extension Service</i>			555	144,439.54			
Enhanced Hunter Education and Safety	15.626					195,604.78	195,604.78
Totals - U.S. Department of the Interior				\$ 178,021.24	\$ 2,317,267.85	\$ 20,697,444.23	\$ 23,192,733.32
Total Expenditures of Federal Awards				\$ 2,938,514.88	\$ 7,169,130.05	\$ 50,242,292.61	\$ 60,349,937.54

UNAUDITED

Texas Parks and Wildlife Department (802)
Schedule 1A - Schedule of Expenditures of Federal Awards
For the fiscal year ended August 31, 2020

Below is a reconciliation of the total of federal pass-through and federal expenditures as reported on the Schedule of Expenditures of Federal Awards to the total of federal revenues and federal pass-through revenues as reported in the general purpose financial statements.

Per COMBINED STATEMENT OF REVENUES, EXPENDITURES, AND CHANGES IN FUND BALANCE/STATEMENT OF ACTIVITIES - Governmental Funds	
Federal Revenue (EXHIBIT II)	\$ 59,151,416.61
Federal Pass-Through Revenue (EXHIBIT II)	<u>1,707,168.17</u>
Total Federal Revenue and Federal Pass-Through Revenue	\$ 60,858,584.78
Reconciliation Items	
Non-monetary Items:	
Donation of Federal Surplus Personal Property	2,308.09
Other Reconciling Items	
Federal revenue received under a vendor relationship between agency and the federal government	(510,955.33)
Total Pass Through and Expenditures per Federal Schedule	<u>\$ 60,349,937.54</u>

UNAUDITED

Texas Parks and Wildlife Department (802)
Schedule 1B - Schedule of State Grant Pass-Throughs From/To State Agencies
 For the Year Ended August 31, 2020

Pass-through From	Grant ID	Agency Number	Amount
WSC - Research	580.0019		
TEXAS WATER DEVELOPMENT BOARD		580	25,359.55
Review and Revision of Guidance Manuals	582.0114		
TX COMMISSION ON ENVIRONMENTAL QUALITY		582	22,607.00
TPWD '18 PTF Grant	808.1804		
TEXAS HISTORICAL COMMISSION		808	30,000.00
Total Pass-Through from Other Agencies (Exh. II):			77,966.55
Pass-through To	Grant ID	Agency	Amount
453276 Waterfowl Use and Carrying Capacity of Stock Ponds in the Oaks and Prairies and Rolling Plains of Texas	802.0093		
TEXAS TECH UNIVERSITY		733	25,739.46
454264 Houston Toad Response to Ongoing Habitat Restoration in Bastrop State Park, Bastrop County, Texas	802.0097		
TEXAS STATE UNIVERSITY		754	-0.05
475613 Genomics Case Study of Texas White-tailed Deer (Odocoileus virginianus) Naturally affected with Chronic Wasting Disease	802.0108		
TEXAS A&M AGRILIFE RESEARCH		556	2,649.60
499614 Sheldon Lake State Park Prairie Wetlands Restoration Phase V	802.0138		
TEXAS A&M AGRILIFE EXTENSION SERVICE		555	-0.01
501916 Harris County Sheldon Lake SP Prairie wetlands restoration phase V project	802.0151		
UNIVERSITY OF HOUSTON - CLEAR LAKE		759	2,931.50
495775 San Solomon Springs Invertebrate Monitoring	802.0156		
TEXAS STATE UNIVERSITY		754	1,144.48
506346 Black-tailed Prairie Dog (BTPD) Reintroduction fo the Marfa Grasslands	802.0158		
SUL ROSS STATE UNIVERSITY		756	16,235.04
505640 Movement, Home Range, and Habitat Use of the Spot-tailed Earless Lizard (Holbrookia lacerata) on Laughlin Air Force Base	802.016		
TEXAS A&M AGRILIFE RESEARCH		556	8,346.20
510220 School for Outdoor Environmental Science Adventures 2018-2019	802.0162		
TEXAS A&M AGRILIFE EXTENSION SERVICE		555	5,254.08
505176 – Continued Monitoring of Hydrologic effects of Saltcedar Control in the Upper Brazos River Basin	802.0165		
UNIVERSITY OF TEXAS AT AUSTIN		721	3,039.45
517409 Comparing Spring Migration Strategies of Northern Pintails from Wintering Areas Across North America	802.017		
TEXAS A&M UNIVERSITY-KINGSVILLE		732	41,114.26
521411 Nacogdoches Naturally	802.0172		
STEPHEN F AUSTIN STATE UNIVERSITY		755	9,729.48
515819 Archeological and Cultural Resource Services	802.0174		
SUL ROSS STATE UNIVERSITY		756	2,619.19
515980 Downstream dispersal, survival and growth of zebra mussels (Dreissena polymorpha) downstream of invaded Central Texas reservoirs	802.0175		
TEXAS STATE UNIVERSITY		754	-1,003.50

UNAUDITED

Texas Parks and Wildlife Department (802)
Schedule 1B - Schedule of State Grant Pass-Throughs From/To State Agencies
 For the Year Ended August 31, 2020

508885 Mapping and Ground-Truthing Populations of Bigtooth Maple in Bandera and Real Counties, Texas	802.0177		
UNIVERSITY OF TEXAS AT SAN ANTONIO		743	-3,270.99
531442 Assessing pathways of introduction of non-native fishes (Sheepshead minnow & Gulf Killifish) in Texas streams	802.0178		
STEPHEN F AUSTIN STATE UNIVERSITY		755	26,798.32
531961 Assessing the population status of Brazos River Watersnakes	802.0179		
STEPHEN F AUSTIN STATE UNIVERSITY		755	20,505.44
527838 West gulf plain mottled ducks and Mexican ducks in south Texas brush country	802.018		
UNIVERSITY OF TEXAS AT EL PASO		724	15,116.25
517057 Investigating determinants influencing recruitment into Houston Toad Safe Harbor agreements	802.0181		
TEXAS STATE UNIVERSITY		754	28,569.64
527320 ANS Zebra mussel monitoring in Texas water bodies	802.0182		
TEXAS STATE UNIVERSITY		754	6,618.38
528612 Impact of zebra mussels on unionid mussels, population dynamics and limiting factors for growth and survival	802.0183		
TEXAS STATE UNIVERSITY		754	36,442.33
521667 Spring Lake Outdoor Education Program	802.0184		
TEXAS STATE UNIVERSITY		754	10,309.52
519943 An Economic Analysis of the Lake Texoma Fishery	802.0185		
TEXAS A&M AGRILIFE EXTENSION SERVICE		555	2,856.78
521798 Outdoor ED-VENTURES	802.0186		
UNIVERSITY OF HOUSTON - CLEAR LAKE		759	35,860.24
533412 FY20 Monitoring Hydrologic Effects of Salt Cedar Control in the Upper Brazos River Basin, Texas	802.0187		
UNIVERSITY OF TEXAS AT AUSTIN		721	11,480.69
Total Pass-Through to Other Agencies (Exh. II):			309,085.78



Annual Report of Nonfinancial Data





Life's better outside.®

November 20, 2020

Commissioners

S. Reed Morian
Chairman
Houston

Arch "Beaver" Aplin, III
Vice-Chairman
Lake Jackson

James E. Abell
Kilgore

Oliver J. Bell
Cleveland

Anna B. Galo
Laredo

Jeffery D. Hildebrand
Houston

Jeanne W. Latimer
San Antonio

Robert L. "Bobby" Patton, Jr.
Fort Worth

Dick Scott
Wimberley

Lee M. Bass
Chairman-Emeritus
Fort Worth

T. Dan Friedkin
Chairman-Emeritus
Houston

Carter P. Smith
Executive Director

The Honorable Greg Abbott, Governor
Jerry McGinty, Director, Legislative Budget Board
Lisa Collier, CPA, CFE, CIDA, First Assistant State Auditor


Dear Governor Abbott, Mr. McGinty and Ms. Collier:

We are pleased to submit the Texas Parks and Wildlife Department's *Annual Report of Nonfinancial Data* for the year ended August 31, 2020, in compliance with Texas Government Code Annotated, Section 2101.0115 and in accordance with the instructions for completing the Annual Report of Nonfinancial Data.

The accompanying report has not been audited and is considered to be independent of the agency's *Annual Financial Report*.

If you have questions, please contact Ms. Sylvette L. Ford at (512) 389-4719.

Sincerely,



Justin Halvorsen
Interim Chief Financial Officer

UNAUDITED

Texas Parks and Wildlife Department (802)
Schedule of Bonded Employees
 For the fiscal year ended August 31, 2020

<u>BOND DESCRIPTION</u>	<u>NAME AND JOB TITLE</u>	<u>AMOUNT OF BOND</u>	<u>SURETY COMPANY</u>
Deputy Tax-Assessor Collector, Travis County	John Wyatt, Fleet & Radio Manager	\$ 100,000.00	Western Surety Company
Deputy Tax-Assessor Collector, Travis County	Lori Duran, Fleet Management Specialist		
Deputy Tax-Assessor Collector, Travis County	Steban DeLeon, Fleet Management Assistant		
Deputy Tax-Assessor Collector, Travis County	Mauro Renteria, Fleet Management Purchaser		
Notary Public Errors and Omissions Policy	Wendy Bennett, Staff Services Officer	\$ 15,000.00	Universal Surety of America

Texas Parks and Wildlife Department (802)
SCHEDULE OF SPACE OCCUPIED
 For the fiscal year ended August 31, 2020

Location	Address	Lessor	Lease No.
STATE OWNED			
Game Wardens - Region 6, District 3 - 0459	Abilene	-	-
Black Gap WMA - 0187	Alpine	-	-
Texas Freshwater Fisheries Center - 0030	Athens	-	-
Texas Freshwater Fisheries Center - Hatchery - 0705	Athens	-	-
Atlanta SP - 0347	Atlanta	-	-
Curatorial CR - 0841	Austin	-	-
Field Operations-Operating - 0436	Austin	-	-
Game Wardens - Region 1, District 4 - 0781	Austin	-	-
Game Wardens - Region 2, District 1 - 0833	Austin	-	-
Homeland Security and Emergency Management - 0873	Austin	-	-
McKinney Falls SP - 0083	Austin	-	-
TPWD HQ Facility MGMT - 0896	Austin	-	-
Wildlife Field Operations - District 6 - 0121	Austin	-	-
Hill Country SNA - Louise Merrick Unit - 0228	Bandera	-	-
Bastrop SP - 0511	Bastrop	-	-
Park Operations - Regional Office - Bastrop - 0010	Bastrop	-	-
Central Coast Wetlands Eco System Project - 0589	Bay City	-	-
Big Spring SP - 0437	Big Spring	-	-
Blanco SP - 0591	Blanco	-	-
Bonham SP - 0280	Bonham	-	-
Kickapoo Caverns SP - 0529	Bracketville	-	-
East Texas Fish Hatchery - 0741	Brookeland	-	-
Lower Laguna Madre Ecosystem - 0610	Brownsville	-	-
Lake Brownwood SP - 0545	Brownwood	-	-
Inks Lake SP - 0279	Burnet	-	-
Law Enforcement Region 3 - SP - 0863	Burnet	-	-
Possum Kingdom SP - 0210	Caddo	-	-
Choke Canyon SP - Calliham Unit - 0386	Calliham	-	-
Palo Duro Canyon SP - 0588	Canyon	-	-
Cedar Hill SP - 0356	Cedar Hill	-	-
Fort Boggy SP - 0046	Centerville	-	-
Cleburne SP - 0405	Cleburne	-	-
Lake Colorado City SP - 0367	Colorado City	-	-
Law Enforcement Region 1 - SP - 0861	Comstock	-	-
Seminole Canyon SHS - 0448	Comstock	-	-
Garner SP - 0439	Concan	-	-
Cooper Lake SP - Doctors Creek Unit - 0100	Cooper	-	-
CCA/CPL Marine Development Center - 0240	Corpus Christi	-	-
Game Wardens - Region 8, District 4 - 0612	Corpus Christi	-	-
Chaparral WMA - 0357	Cotulla	-	-
Daingerfield SP - 0223	Daingerfield	-	-
Devils River SNA-South - 0789	Del Rio	-	-
Game Wardens - Region 1, District 1 - 0011	Del Rio	-	-
Eisenhower SP - 0149	Denison	-	-
Dickinson Marine Lab - 0663	Dickinson	-	-
Wyler Aerial Tramway - 0506	El Paso	-	-
Dundee FH - 0036	Electra	-	-
Purtis Creek SP - 0127	Eustace	-	-
Fairfield Lake SP - 0515	Fairfield	-	-
Falcon SP - 0518	Falcon Heights	-	-
Davis Mountains SP - 0241	Fort Davis	-	-
Field Operations-Operating - 0436	Fort Davis	-	-
Indian Lodge - 0145	Fort Davis	-	-
Park Operations - Regional Office - Fort Davis - 0022	Fort Davis	-	-
Game Wardens - Region 2, District 2 - 0146	Fort Worth	-	-
Inland Fisheries - District Office - DFW - 0193	Fort Worth	-	-
Enchanted Rock SNA - 0195	Fredericksburg	-	-
Galveston Island SP - 0236	Galveston	-	-
Dinosaur Valley SP - 0018	Glen Rose	-	-
Goliad SHP - 0072	Goliad	-	-
Palmetto SP - 0503	Gonzales	-	-
Roger R Fawcett WMA - 0846	Gordon	-	-
Possum Kingdom FH - 0208	Graford	-	-
Mission Tejas SHP - 0594	Grapeland	-	-
Texas Game Warden Law Enforcement Training Center	Hamilton	-	-
Park Operations - Regional Office - Houston - 0075	Houston	-	-
Sheldon SP - 0460	Houston	-	-
Kerr WMA - 0536	Hunt	-	-
Huntsville SP - 0369	Huntsville	-	-
Fort Richardson SHP - 0440	Jacksboro	-	-
Martin Dies Jr SP - 0398	Jasper	-	-
Pedernales Falls SP - 0185	Johnson City	-	-
South Llano River SP - 0487	Junction	-	-

UNAUDITED

Texas Parks and Wildlife Department (802)
SCHEDULE OF SPACE OCCUPIED (Continued)
 For the fiscal year ended August 31, 2020

Type	Usable Square Feet	FTEs	Rental Per Month		2020 Actual Annual Cost	
			Cost Per Square Foot	Cost Per Month		
-	85	-	\$	-	\$	-
-	29,218	-	\$	-	\$	-
-	14,320	-	\$	-	\$	-
-	55,398	-	\$	-	\$	-
-	7,379	-	\$	-	\$	-
-	800	-	\$	-	\$	-
-	200	-	\$	-	\$	-
-	126	-	\$	-	\$	-
-	777	-	\$	-	\$	-
-	84	-	\$	-	\$	-
-	27,842	-	\$	-	\$	-
-	187,130	-	\$	-	\$	-
-	11,930	-	\$	-	\$	-
-	50,282	-	\$	-	\$	-
-	60,376	-	\$	-	\$	-
-	5,520	-	\$	-	\$	-
-	8,163	-	\$	-	\$	-
-	7,113	-	\$	-	\$	-
-	5,601	-	\$	-	\$	-
-	15,920	-	\$	-	\$	-
-	15,314	-	\$	-	\$	-
-	4,154	-	\$	-	\$	-
-	5,900	-	\$	-	\$	-
-	36,139	-	\$	-	\$	-
-	30,642	-	\$	-	\$	-
-	1,089	-	\$	-	\$	-
-	13,977	-	\$	-	\$	-
-	47,585	-	\$	-	\$	-
-	35,107	-	\$	-	\$	-
-	43,557	-	\$	-	\$	-
-	3,410	-	\$	-	\$	-
-	12,881	-	\$	-	\$	-
-	10,190	-	\$	-	\$	-
-	1,402	-	\$	-	\$	-
-	9,586	-	\$	-	\$	-
-	48,130	-	\$	-	\$	-
-	6,016	-	\$	-	\$	-
-	21,900	-	\$	-	\$	-
-	432	-	\$	-	\$	-
-	7,741	-	\$	-	\$	-
-	10,894	-	\$	-	\$	-
-	12,810	-	\$	-	\$	-
-	90	-	\$	-	\$	-
-	21,898	-	\$	-	\$	-
-	15,003	-	\$	-	\$	-
-	3,555	-	\$	-	\$	-
-	8,046	-	\$	-	\$	-
-	5,637	-	\$	-	\$	-
-	14,773	-	\$	-	\$	-
-	16,568	-	\$	-	\$	-
-	13,372	-	\$	-	\$	-
-	96	-	\$	-	\$	-
-	33,435	-	\$	-	\$	-
-	2,704	-	\$	-	\$	-
-	2,490	-	\$	-	\$	-
-	10,479	-	\$	-	\$	-
-	10,219	-	\$	-	\$	-
-	19,173	-	\$	-	\$	-
-	15,460	-	\$	-	\$	-
-	25,387	-	\$	-	\$	-
-	3,786	-	\$	-	\$	-
-	5,700	-	\$	-	\$	-
-	19,617	-	\$	-	\$	-
-	10,230	-	\$	-	\$	-
-	57,336	-	\$	-	\$	-
-	98	-	\$	-	\$	-
-	16,154	-	\$	-	\$	-
-	4,975	-	\$	-	\$	-
-	8,187	-	\$	-	\$	-
-	35,501	-	\$	-	\$	-
-	1,295	-	\$	-	\$	-
-	18,216	-	\$	-	\$	-
-	16,069	-	\$	-	\$	-

UNAUDITED

Texas Parks and Wildlife Department (802)
SCHEDULE OF SPACE OCCUPIED (Continued)
 For the fiscal year ended August 31, 2020

Location	Address	Lessor	Lease No.
Caddo Lake SP - 0054	Karnack	-	-
Game Wardens - Region 5, District 5 - 0494	Kerrville	-	-
Wildlife Field Operations - District 4 - 0253	Kerrville	-	-
Wildlife Field Operations - District 7 - 0041	La Grange	-	-
San Jacinto Battleground SHP - 0406	La Porte	-	-
Sea Center Texas - 0420	Lake Jackson	-	-
Game Wardens - Region 5, District 3 - 0313	Laredo	-	-
Lake Casa Blanca SP - 0085	Laredo	-	-
Lake Somerville SP - Nails Creek Unit - 0504	Ledbetter	-	-
Northeast Texas Eco System - 0677	Lindale	-	-
Lake Livingston SP - 0401	Livingston	-	-
Game Wardens - Region 7, District 2 - 0485	Llano	-	-
Lockhart SP - 0601	Lockhart	-	-
Game Wardens - Region 6, District 2 - 0428	Lubbock	-	-
Park Operations - Regional Office - Waco - 0017	Lubbock	-	-
Village Creek SP - 0600	Lumberton	-	-
Big Bend Ranch SP - 0602	Marfa	-	-
Mason Mountain WMA - 0438	Mason	-	-
Lake Corpus Christi SP - 0105	Mathis	-	-
Meridian SP - 0570	Meridian	-	-
Fort Parker SP - 0135	Mexia	-	-
Game Wardens - Region 1, District 2 - 0090	Midland	-	-
Lake Mineral Wells SP - 0219	Mineral Wells	-	-
Bentsen-Rio Grande Valley SP - 0038	Mission	-	-
Monahans Sandhills SP - 0616	Monahans	-	-
Law Enforcement Region 5 - SP - 0865	Moody	-	-
Mother Neff SP - 0384	Moody	-	-
Inland Fisheries Research - 0129	Mountain Home	-	-
Pineywoods Ecosystem Project - 0731	Nacogdoches	-	-
Brazos Bend SP - 0122	Needville	-	-
Resaca de la Palma SP - 0275	Olmito	-	-
Matador WMA - 0552	Paducah	-	-
Coastal Fisheries - Research - P R Bass Res Station - 04	Palacios	-	-
Ray Roberts Lake SP - Isle du Bois Unit - 0269	Pilot Point	-	-
Albert and Bessie Kronkosky SNA - 0801	Pipe Creek	-	-
Lake Bob Sandlin SP - 0615	Pittsburg	-	-
Mustang Island SP - 0433	Port Aransas	-	-
J D Murphree WMA - 0517	Port Arthur	-	-
San Antonio Bay System - 0442	Port O Connor	-	-
Coastal Bend Wetlands Ecosystem Project - 0845	Port O'Connor	-	-
Powderhorn WMA - 0843	Port O'Connor	-	-
Inland Fisheries - District Office - Denison - 0019	Pottsboro	-	-
Fort Leaton SHP - 0023	Presidio	-	-
Copper Breaks SP - 0170	Quanah	-	-
Caprock Canyons SP - 0603	Quitaque	-	-
Coastal Fisheries - Regional Office - Rockport - 0199	Rockport	-	-
Goose Island SP - 0524	Rockport	-	-
Park Operations - Regional Office - Rockport - 0033	Rockport	-	-
Game Wardens - Region 3, District 1 - 0063	Rusk	-	-
Sea Rim SP - 0434	Sabine Pass	-	-
Inland Fisheries - District Office - San Angelo - 0271	San Angelo	-	-
Law Enforcement - Regional Office, San Angelo - 0007	San Angelo	-	-
Game Wardens - Region 5, District 2 - 0221	San Antonio	-	-
Game Wardens - Region 5, District 4 - 0773	San Antonio	-	-
Government Canyon SNA - 0277	San Antonio	-	-
Stephen F. Austin SHP - 0560	San Felipe	-	-
A E Wood FH - 0568	San Marcos	-	-
River Studies - 0355	San Marcos	-	-
Inland Fisheries - District Office - College Station/Houston	Snook	-	-
Lake Somerville SP - Birch Creek Unit - 0496	Somerville	-	-
Guadalupe River SP - 0225	Spring Branch	-	-
Lyndon B Johnson SHP - 0563	Stonewall	-	-
Cooper Lake SP - South Sulphur Unit - 0096	Sulphur Springs	-	-
Martin Creek Lake SP - 0388	Tatum	-	-
Gus Engeling WMA - 0226	Tennessee Colony	-	-
Barton Warnock Center - 0283	Terlingua	-	-
Big Bend Ranch - Complex - 0734	Terlingua	-	-
James Daughtrey WMA - 0092	Tilden	-	-
Balmorehea SP - 0451	Toyahvale	-	-
Abilene SP - 0609	Tuscola	-	-
Inland Fisheries - District Office - Tyler South - 0128	Tyler	-	-
Inland Fisheries - Regional Office - Tyler - 0037	Tyler	-	-

UNAUDITED

Texas Parks and Wildlife Department (802)
SCHEDULE OF SPACE OCCUPIED (Continued)
 For the fiscal year ended August 31, 2020

Type	Usable Square Feet	FTEs	Rental Per Month		2020 Actual Annual Cost
			Cost Per Square Foot	Cost Per Month	
-	23,827	-	\$	\$	\$
-	3,352	-	\$	\$	\$
-	160	-	\$	\$	\$
-	3,180	-	\$	\$	\$
-	48	-	\$	\$	\$
-	32,000	-	\$	\$	\$
-	320	-	\$	\$	\$
-	13,359	-	\$	\$	\$
-	2,581	-	\$	\$	\$
-	5,780	-	\$	\$	\$
-	22,542	-	\$	\$	\$
-	80	-	\$	\$	\$
-	13,704	-	\$	\$	\$
-	84	-	\$	\$	\$
-	7,509	-	\$	\$	\$
-	9,076	-	\$	\$	\$
-	26,755	-	\$	\$	\$
-	777	-	\$	\$	\$
-	12,975	-	\$	\$	\$
-	14,466	-	\$	\$	\$
-	6,027	-	\$	\$	\$
-	668	-	\$	\$	\$
-	32,946	-	\$	\$	\$
-	10,216	-	\$	\$	\$
-	9,705	-	\$	\$	\$
-	2,799	-	\$	\$	\$
-	18,617	-	\$	\$	\$
-	21,862	-	\$	\$	\$
-	5,054	-	\$	\$	\$
-	17,450	-	\$	\$	\$
-	7,749	-	\$	\$	\$
-	8,287	-	\$	\$	\$
-	17,228	-	\$	\$	\$
-	13,912	-	\$	\$	\$
-	2,250	-	\$	\$	\$
-	19,207	-	\$	\$	\$
-	10,856	-	\$	\$	\$
-	9,339	-	\$	\$	\$
-	777	-	\$	\$	\$
-	160	-	\$	\$	\$
-	5,270	-	\$	\$	\$
-	5,360	-	\$	\$	\$
-	21,784	-	\$	\$	\$
-	30,284	-	\$	\$	\$
-	7,406	-	\$	\$	\$
-	4,977	-	\$	\$	\$
-	12,046	-	\$	\$	\$
-	3,444	-	\$	\$	\$
-	90	-	\$	\$	\$
-	5,566	-	\$	\$	\$
-	5,550	-	\$	\$	\$
-	2,633	-	\$	\$	\$
-	90	-	\$	\$	\$
-	62	-	\$	\$	\$
-	8,554	-	\$	\$	\$
-	13,106	-	\$	\$	\$
-	52,550	-	\$	\$	\$
-	160	-	\$	\$	\$
-	777	-	\$	\$	\$
-	22,143	-	\$	\$	\$
-	30,164	-	\$	\$	\$
-	34,856	-	\$	\$	\$
-	8,895	-	\$	\$	\$
-	12,106	-	\$	\$	\$
-	7,840	-	\$	\$	\$
-	15,317	-	\$	\$	\$
-	9,792	-	\$	\$	\$
-	1,182	-	\$	\$	\$
-	21,648	-	\$	\$	\$
-	13,523	-	\$	\$	\$
-	120	-	\$	\$	\$
-	120	-	\$	\$	\$

UNAUDITED

Texas Parks and Wildlife Department (802)
SCHEDULE OF SPACE OCCUPIED (Continued)
 For the fiscal year ended August 31, 2020

Location	Address	Lessor	Lease No.
Park Operations - Regional Office - Tyler - 0026	Tyler	-	-
Tyler SP - 0175	Tyler	-	-
Wildlife - Regional Office - Tyler - 0055	Tyler	-	-
Wildlife Field Operations - District 5 - 0097	Tyler	-	-
Ray Roberts Lake SP - Johnson Branch Unit - 0217	Valley View	-	-
Lost Maples SNA - 0264	Vanderpool	-	-
Game Wardens - Region 7, District 5 - 0252	Waco	-	-
Park Operations - Regional Office - Waco - 0017	Waco	-	-
Las Palomas WMA - Valley Units - 0391	Weslaco	-	-
Llano Grande SP - 0674	Weslaco	-	-
Lake Whitney SP - 0104	Whitney	-	-
Lake Arrowhead SP - 0178	Wichita Falls	-	-
Lake Tawakoni SP - 0463	Wills Point	-	-

STATE OWNED TOTALS

FREE SPACE

Austin	401 East 5th St	-	-
Botines	5805 North Lamar	-	-
Brackettville	PO Box 348	-	-
Bryan	5805 North Lamar	-	-
Buda	405 E Loop Street	-	-
Corpus Christi	6300 Ocean Drive	-	-
Corpus Christi	901 Leopard St	-	-
Crane		-	-
Dayton	1034 CR 605	-	-
El Paso	2 Civic Center Plaza	-	-
Flynn	Centerville, TX	-	-
Fort Stockton	103 W Callaghan	-	-
Fort Worth	800 East North Side Drive	-	-
Fort Worth	800 East North Side Drive	-	-
Garland	5805 North Lamar	-	-
Glidden	5805 North Lamar	-	-
Goat Creek	5805 North Lamar	-	-
Grapvine	Rockledge Park	-	-
Hempstead	836 Austin St	-	-
Hilltop	PO Box 100	-	-
Houston	6200 Wheeler St	-	-
Huntsville	PO Box 2027	-	-
Lake Ray Roberts	PO Box 17300	-	-
Lake Sam Rayburn	PO Box 17300	-	-
Lake Tawakoni	PO Box 310	-	-
Lake Texoma	1645 South 101 East Ave	-	-
Lake Whitney - Lakeside Village	PO Box 17300	-	-
Lake Whitney State Park	PO Box 17300	-	-
Lampasas	PO Box 231	-	-
Lazbuddie	5805 North Lamar	-	-
Livingston	5170 FM 1988	-	-
Madisonville	103 W Main St	-	-
Marshall	5215 W Loop	-	-
Matagorda	4233 West Richey Road	-	-
Menard	PO Box 1506	-	-
Missouri City	1522 Texas Parkway	-	-
Muenster	PO Box 530	-	-
Needville	8306 West St	-	-
New Braunfels	150 N Seguin Ave	-	-
Ozona	PO Box 3028	-	-
Palo Pinto	Hwy 180 13KM W	-	-
Pat Mayse Lake	1679 Farm Road 906 W	-	-

UNAUDITED

Texas Parks and Wildlife Department (802)
SCHEDULE OF SPACE OCCUPIED (Continued)
 For the fiscal year ended August 31, 2020

Type	Usable Square Feet	FTEs	Rental Per Month		2020 Actual Annual Cost			
			Cost Per Square Foot	Cost Per Month				
-	960	-	\$	-	\$	-	\$	-
-	12,859	-	\$	-	\$	-	\$	-
-	1,356	-	\$	-	\$	-	\$	-
-	24,238	-	\$	-	\$	-	\$	-
-	14,929	-	\$	-	\$	-	\$	-
-	15,476	-	\$	-	\$	-	\$	-
-	576	-	\$	-	\$	-	\$	-
-	7,875	-	\$	-	\$	-	\$	-
-	19,113	-	\$	-	\$	-	\$	-
-	1,554	-	\$	-	\$	-	\$	-
-	17,212	-	\$	-	\$	-	\$	-
-	11,118	-	\$	-	\$	-	\$	-
-	4,466	-	\$	-	\$	-	\$	-

STATE OWNED TOTALS	2,179,500	-	\$	-	\$	-	\$	-
---------------------------	------------------	----------	-----------	----------	-----------	----------	-----------	----------

Radio Tower	128	-	\$	-	\$	-	\$	-
Radio Tower	*	-	\$	-	\$	-	\$	-
Radio Tower	*	-	\$	-	\$	-	\$	-
Radio Tower	9	-	\$	-	\$	-	\$	-
Office	96	-	\$	-	\$	-	\$	-
Office	5381	-	\$	-	\$	-	\$	-
Radio Tower	*	-	\$	-	\$	-	\$	-
Radio Tower	*	-	\$	-	\$	-	\$	-
Boat	6000	-	\$	-	\$	-	\$	-
Office	*	-	\$	-	\$	-	\$	-
Radio Tower	5	-	\$	-	\$	-	\$	-
Office	427	-	\$	-	\$	-	\$	-
Radio Tower	*	-	\$	-	\$	-	\$	-
Radio Tower	*	-	\$	-	\$	-	\$	-
Radio Tower	*	-	\$	-	\$	-	\$	-
Radio Tower	*	-	\$	-	\$	-	\$	-
Radio Tower	*	-	\$	-	\$	-	\$	-
Radio Tower	20	-	\$	-	\$	-	\$	-
Land	*	-	\$	-	\$	-	\$	-
Office	1596	-	\$	-	\$	-	\$	-
Office	*	-	\$	-	\$	-	\$	-
Office	206	-	\$	-	\$	-	\$	-
Radio Tower	4	-	\$	-	\$	-	\$	-
Radio Tower	*	-	\$	-	\$	-	\$	-
Land	1655280	-	\$	-	\$	-	\$	-
Radio Tower	*	-	\$	-	\$	-	\$	-
Land	33759000	-	\$	-	\$	-	\$	-
Office	120	-	\$	-	\$	-	\$	-
Radio Tower	*	-	\$	-	\$	-	\$	-
Boat	1000	-	\$	-	\$	-	\$	-
Office	120	-	\$	-	\$	-	\$	-
Radio Tower	9	-	\$	-	\$	-	\$	-
Radio Tower	*	-	\$	-	\$	-	\$	-
Radio Tower	*	-	\$	-	\$	-	\$	-
Office	140	-	\$	-	\$	-	\$	-
Radio Tower	*	-	\$	-	\$	-	\$	-
Radio Tower	*	-	\$	-	\$	-	\$	-
Office	420	-	\$	-	\$	-	\$	-
Radio Tower	*	-	\$	-	\$	-	\$	-
Radio Tower	*	-	\$	-	\$	-	\$	-
Office	175	-	\$	-	\$	-	\$	-

UNAUDITED

Texas Parks and Wildlife Department (802)
SCHEDULE OF SPACE OCCUPIED (Continued)
 For the fiscal year ended August 31, 2020

Location	Address	Lessor	Lease No.
Purdon	PO Box 17300	-	-
Rio Grande City	5805 North Lamar	-	-
San Angelo	5805 North Lamar	-	-
Sierra Diablo	150 Westpark Way	-	-
Silsbee		-	-
Somerville	2147 TAMU	-	-
Strawn	PO Box 581	-	-
Sulphur Springs	Hopkings County	-	-
Temple	5805 North Lamar	-	-
Temple	PO Box 207	-	-
Texarkana	PO Box 17300	-	-
Tyler	4700 University	-	-
Van Horn	PO Box 927	-	-

FREE SPACE TOTALS

LEASED

Alpine	2900 East Highway 90	Ronnie Drewry dba Big Bend Mini Storage	530357
Anahuac	P O Box 811	Elizabeth Gibson	457836
Aransas Pass	1941 A1 Hill Rd	Boat Lodge LLC	509381
Ballinger	2718 FM 382	C-M Construction Chauncey Mansell	518178
Bastrop	PO Box 17066	Jesco Construction dba Ulock It	511171
Baytown	4500 N. Main	Rec Prod S Baytown Boat & RV Storage	511818
Beaumont	560 Marina Dr	USA SelfStorage dba Beaumont RV Marina	501175
Beaumont	6030 Carrie Lane	Robert Snyder dba Lumberton Boat	530235
Benbrook	PO Box 26569	Benbrook Fire Department	526949
Bridge City	PO Box 608	Fabricating Solutions LLC	470849
Brownwood	300 Homer K Taylor Dr.	Texas State Technical College	221821
Buchanan Dam	15495 E Highway 29	William McDonald Properties Storage	525738
Burkeville	102 Lakeview Drive	Paw Paws Boat Storage LLC	531205
Canyon Lake	275 Halm Drive	Alicia Smith/Brad's Boat and RV Storage	524472
Carthage	154 CR 1839	Panola County Freshwater District #1	151050
Center Lake Toledo Bend	397 FM 1656	M & H Farming & Leasing, LLC	527482
Cold Spring	3341 State Highway 156	Jeff Currie Jeff's Tall Stalls Storage	521184
College Station	17333 State Highway 6 South	Hubbard A&M Super Storage at Wellborn	520145
Conroe	15561 Marina Drive	CLJH Real Estate, L.P	525137
Corpus Christi	PO Box 10366	EIPRO LLC	534966
Corpus Christi/Flour Bluff	1214 Graham Rd	Calvin Self Properties	523367
Corpus Christi/Flour Bluff	502 Graham Rd	Boat Storage Partners Four Bluff TX 1 LLC	525881
Corsicana	1724 W 3rd Avenue	Julius Flores II	534134
Crockett	203 Valley Lane	Richard Curry dba The Space Place	524608
Del Rio/Lake Amistad	3902 Veterans Blvd	Anchor Boat Storages II	519180
Eagle Pass	1610 Barranca Drive	Francisco J. Jiminez	522386
El Campo	Old Business 59	Jearl Lewing	531545
Ennis	1101 N Mckinney	Russell Caldwell BC's Storage	217694
Fayetteville	1013 Park Prairie Road	Jimmy J. Scheilack	525105
Flint	PO Box 3123	John D Bretzke Premier Storage	464143
Fort Worth	8460 Boat Club Rd	BCRSS Inc dba Boat Club Rd Storage	519113
Fort Worth	PO Box 1944	Tarrant County Water District	1124
Freeport	316 CR 452	Kirby Marina Inc	528311
Freeport/Angleton	4515 Trammel Street	Fruidenburg Capt. Mark's Bastrop Marina	520912
Galveston	715 Holiday Drive North	GYB Management Services LLC	453071
Garland/Rockwall	5965 Marina Dr.	SWC Op Co dba Captain's Cove Marina	533298
George West	PO Box 146	Hope Driskill dba 281 Mini Storage	528707

UNAUDITED

Texas Parks and Wildlife Department (802)
SCHEDULE OF SPACE OCCUPIED (Continued)
 For the fiscal year ended August 31, 2020

Type	Usable Square Feet	FTEs	Rental Per Month		2020 Actual Annual Cost
			Cost Per Square Foot	Cost Per Month	
Office	100	-	\$ -	\$ -	\$ -
Radio Tower	*	-	\$ -	\$ -	\$ -
Radio Tower	4	-	\$ -	\$ -	\$ -
Radio Tower	*	-	\$ -	\$ -	\$ -
Boat	*	-	\$ -	\$ -	\$ -
Land	*	-	\$ -	\$ -	\$ -
Office	165	-	\$ -	\$ -	\$ -
Radio Tower	*	-	\$ -	\$ -	\$ -
Radio Tower	3	-	\$ -	\$ -	\$ -
Radio Tower	3	-	\$ -	\$ -	\$ -
Land	*	-	\$ -	\$ -	\$ -
Radio Tower	*	-	\$ -	\$ -	\$ -
Office	120	-	\$ -	\$ -	\$ -

FREE SPACE TOTALS	35,430,531	-	\$ -	\$ -	\$ -	\$ -
--------------------------	-------------------	----------	-------------	-------------	-------------	-------------

Boat Storage	800	*	\$ 0.36	\$ 290.00	\$ 2,030.00
Boat Storage	7,500	*	\$ 0.15	\$ 1,130.82	\$ 13,569.84
Boat Storage	3,920	*	\$ *	\$ 1,190.00	\$ 14,280.00
Boat Storage	330	*	\$ 0.18	\$ 60.00	\$ 720.00
Boat Storage	600	*	\$ 0.45	\$ 269.00	\$ 3,228.00
Boat Storage	5,200	*	\$ 0.50	\$ 2,581.36	\$ 30,976.32
Boat Storage	720	*	\$ 0.30	\$ 217.60	\$ 1,088.00
Boat Storage	660	*	\$ 0.38	\$ 250.00	\$ 1,750.00
Boat Storage	230	*	\$ 0.11	\$ 25.00	\$ 20.00
Boat Storage	4,000	*	\$ 0.27	\$ 1,073.00	\$ 12,876.00
Boat Storage	1,800	*	\$ 0.10	\$ 180.00	\$ 2,160.00
Boat Storage	5,184	*	\$ 0.14	\$ 720.00	\$ 8,640.00
Boat Storage	1,260	*	\$ 0.21	\$ 270.00	\$ 3,240.00
Boat Storage	1,800	*	\$ 0.30	\$ 540.00	\$ 6,030.00
Boat Storage	160	*	\$ 0.25	\$ 40.00	\$ 480.00
Boat Storage	3,000	*	\$ 0.16	\$ 475.00	\$ 4,919.00
Boat Storage	960	*	\$ 0.32	\$ 310.00	\$ 3,720.00
Boat Storage	1,440	*	\$ 0.35	\$ 500.00	\$ 6,000.00
Boat Storage	1,740	*	\$ 0.29	\$ 510.00	\$ 7,200.00
Boat Storage	1,800	*	\$ 0.18	\$ 325.00	\$ 3,665.00
Boat Storage	6,860	*	\$ 0.32	\$ 2,207.00	\$ 26,484.00
Boat Storage	770	*	\$ 0.53	\$ 410.00	\$ 4,920.00
Boat Storage	1,500	*	\$ 0.20	\$ 300.00	\$ 3,150.00
Boat Storage	720	*	\$ 0.28	\$ 200.00	\$ 2,400.00
Boat Storage	4,488	*	\$ 0.20	\$ 900.00	\$ 10,800.00
Boat Storage	1,200	*	\$ 0.23	\$ 275.00	\$ 3,300.00
Boat Storage	480	*	\$ 0.16	\$ 75.00	\$ 900.00
Boat Storage	207	*	\$ *	Annual Pymt	\$ 300.00
Boat Storage	1,038	*	\$ 0.29	\$ 300.00	\$ 3,600.00
Boat Storage	450	*	\$ 0.22	\$ 100.00	\$ 1,200.00
Boat Storage	720	*	\$ 0.52	\$ 375.00	\$ 4,500.00
Boat Storage	2,310	*	\$ *	Annual Pymt	\$ 100.00
Boat Storage	*	*	\$ *	\$ 325.00	\$ 2,925.00
Boat Storage	3,000	*	\$ 0.25	\$ 735.00	\$ 8,820.00
Boat Storage	1,105	*	\$ 0.63	\$ 700.00	\$ 8,400.00
Boat Storage	450	*	\$ 0.22	\$ 100.00	\$ 1,200.00
Boat Storage	1,260	*	\$ 0.30	\$ 375.00	\$ 4,500.00

UNAUDITED

Texas Parks and Wildlife Department (802)
SCHEDULE OF SPACE OCCUPIED (Continued)
 For the fiscal year ended August 31, 2020

Location	Address	Lessor	Lease No.
Georgetown	6211 Williams Dr.	David Mc Donald's Self Storage LLC	530468
Graford	366 N FM 2353	Delbert Clutts dba Circle C Storage	525855
Gladewater	120 E US Highway 80	Shipp's Marine Services	523420
Haskell	Scott Memorial Park	Haskell County	527817
Hemphill	124 Wright Lane	Carl Bealls' Auto Sales/ C&C Storage	522225
Huntington	560 Ralph Nerren Road	Timothy Johnson	527513
Inez	2149 Garcitas Creek Rd	Mark James dba Inez Storage	510263
Jacksonville	300 E Tena St	Steve Berry dba Berry's Tin Shop	528915
Jacksonville	139 Broiles Rd	BZ Equities LLC	523220
Jefferson	4702 N Hwy 59	Cath Cason	525101
Lake Averhoff	2901 N HWY 83	B K Guylor	457350
Lake Cypress Springs	PO Box 559	Franklin County Water District	430444
Lake Livingston	PO Box 360	Trinity River Authority	518112
Lake Travis	16406 Stewart Rd	SYC/Sail & Ski Inc	525243
Lakehills	581 Harbour Way	Gloria Dorough dba Harbour RV Resort	525941
Laredo/Lake Casa Blanca SP	5201 Bob Bullock Loop	Webb County	525656
Livingston	4351 Hwy 190 West	CH Marine Inc. dba Toy Storage	520085
Lopeno	PO Box 1513	Sergio Roel Ramirez	526205
Los Fresnos	41786 FM 510	Laguna Seca Properties	510394
Los Fresnos	41953 FM 510	Laguna Seca Properties	148969
Lufkin	265 McCormick Dr	Jarman Trucking LLC	508290
Matagorda	PO Box 585	Hwy 60 Boat Storage	528175
Mathis	207 Stephens Loop	John Gilmouth J & R Sleepy Hollow Camp	492967
Midland	500 S Midland Dr.	Nortiz Corp. dba Aztec Storage Center	508029
Mount Pleasant	480 For Sherman Dam Roat	Titus Co Freshwater Supply Dist. #1	525318
Nacogdoches	7031 FM 2259	Sandra W Vanover	525128
New Braunfels	7990 Old Bastrop Rd	D&R Self Storage Inc	511625
Palacios	PO Box 551	Matagorda County Navigation Dist. 1	416982
Palacios	312 1/2 E Koontz	Palacios Dry Storage and Boat Storage	528819
Palestine	PO Box 2245	Lone Star Secure Storage-Burch Inv Prop	531287
Port Aransas	PO Box 470667	C & C Asset Management LLC	520809
Port Arthur	520 Pleasure Pier Blvd	Pleasure Island Commission	532992
Port Arthur	8989 HIGHWAY 69	Galdenzi dba Scotty American Mini Storage	467706
Port Arthur	1520 Woodworth Blvd	Eagle Warehousing LLC	534244
Port Arthur	8989 Memorial Blvd	Lancelot Storage LLC	529397
Port Isabel	PO Box 2910	LJH LTD dba South Point Marina	515083
Port Lavaca	1728 W Main St	Howlett's Inc.	491178
Port Mansfield	818 Mansfield Dr Unit 222	Dorothy Ralston dba Boat Haven	485756
Powderly	68 County Road 35725	Donald Farmer	534267
Quitman	418 Village Drive	Goodwill Children's Mission	450789
Riviera	663 South 1546 FM	Steve Unterbrink	518325
Rockwall	2740 State Highway 276	ColinG Pro Inc dba Hwy 276 Self Storage	519200
Sabine Pass	5960 South 1st Ave	Sabine Pass River Authority	522105
Salado	PO Box 2469	Sundown Properties LP	527939
San Angelo	6222 US Hwy 67 S	Arthur Baker Enterprises	519994
San Angelo	5973 Kickerbocker Rd	Bryan Barrows dba Red Bluff Storage	519123
San Antonio	14156 East Loop 1604 South	Ralph Jos Lighthouse Boat & RV Storage	525844
San Augustine	2701 Stillwater Dr	Oziel Comache 103 Boat Storage	520174
Sanford	1506 Chisolm Trail	Karen Holland	506471
Sargent	12825 FM 457	Kyle Hodgins dba Bayside Boat Barns	488274
Seabrook	1900 Shipyard Drive	Seabrook Marina	455967
Seabrook	1900 Shipyard Drive	Seabrook Marina	523345
Seguin	12100 FM 725	Ed Woehler Storage	525760
Silverton	141 South Mackenzie Road	Mackenzie Municipal Water Authority	530062
Somerville	5931 Hillside Ln	David Hughes dba Allsports Boat & RV	535371
Temple	4804 Lakesire Circle	Elmer Arldt	528145
Texas City	4028 Texas Avenue	James Terry dba Twin Cities Storage	527679
Trinity	FM 3188 at Post Oak Lane	Mickey Culpepper Boat Storage	533357
Tyler	17724 Southpoint	Bryan Bateman Properties LLC	479384
Uvalde	1984 FM 1052	Janice Robertson	468041
Victoria	435 Schell	Lorinda Beal dba American Boat and RV	472122
Willis	13556 Calvary Road	Lochness Storage	522398
Wills Point/ Lake Tawakoni	11526 FM 751	Burton Marine Service Inc.	531152
Wylie	8318 E Parker Rd	Crossroads Davis Storage LTD	507023
Zapata	3rd and Lincoln St	F & M Ramirez LTD	526197
Corpus Christi	13962 Jibstay	David Hoffman	522414
Port Aransas	543 Aransas Channel	Frank W. Colletta	520036
Sealy	530 Main Street	Cole Hradil	522476
Bend	Toledo Bend Water Fowl Area	Sabine River Authority	120600
Crockett	1991 SE Loop 304	Jane W. Harkins	426131
Floresville	RR4 250A	Rudolph (Rudy) Edward Schiefelbein IV	451751
Fort Stockton	P O Box 1989	Longfellow Ranch Partners	422935

UNAUDITED

Texas Parks and Wildlife Department (802)
SCHEDULE OF SPACE OCCUPIED (Continued)
 For the fiscal year ended August 31, 2020

Type	Usable Square Feet	FTEs	Rental Per Month		2020 Actual Annual Cost
			Cost Per Square Foot	Cost Per Month	
Boat Storage	250	*	\$ 0.30	\$ 75.00	\$ 850.00
Boat Storage	2,100	*	\$ 0.21	\$ 450.00	\$ 5,400.00
Boat Storage	720	*	\$ 0.28	\$ 200.00	\$ 2,400.00
Boat Storage	896	*	\$ 0.06	\$ 50.00	\$ 600.00
Boat Storage	1,080	*	\$ 0.22	\$ 240.00	\$ 2,880.00
Boat Storage	2,400	*	\$ 0.42	\$ 1,000.00	\$ 10,000.00
Boat Storage	420	*	\$ 1.29	\$ 540.00	\$ 6,480.00
Boat Storage	2,520	*	\$ 0.20	\$ 500.00	\$ 5,850.00
Boat Storage	2,500	*	\$ 0.28	\$ 700.00	\$ 8,400.00
Boat Storage	1,500	*	\$ 0.17	\$ 250.00	\$ 3,000.00
Boat Storage	875	*	\$ 0.13	\$ 110.00	\$ 1,320.00
Boat Storage	240	*	\$ 0.42	\$ 100.00	\$ 1,200.00
Boat Storage	5,354	*	*	Annual Pymt	\$ 535.40
Boat Storage	312	*	\$ 1.22	\$ 380.00	\$ 4,560.00
Boat Storage	1,800	*	\$ 0.28	\$ 500.00	\$ 6,000.00
Boat Storage	1,250	*	\$ 0.08	\$ 100.00	\$ 1,200.00
Boat Storage	1,200	*	\$ 0.29	\$ 350.00	\$ 1,225.00
Boat Storage	1,050	*	\$ 0.71	\$ 750.00	\$ 9,000.00
Boat Storage	6,020	*	\$ 0.38	\$ 2,287.60	\$ 25,163.60
Boat Storage	7,357	*	\$ 0.30	\$ 2,200.00	\$ 26,400.00
Boat Storage	2,500	*	\$ 0.12	\$ 300.00	\$ 750.00
Boat Storage	2,400	*	\$ 0.13	\$ 320.00	\$ 3,760.00
Boat Storage	2,600	*	\$ 0.29	\$ 750.00	\$ 9,000.00
Boat Storage	198	*	\$ 0.56	\$ 110.00	\$ 660.00
Boat Storage	1,600	*	\$ 0.14	\$ 225.00	\$ 2,700.00
Boat Storage	1,200	*	\$ 0.27	\$ 325.00	\$ 3,900.00
Boat Storage	750	*	\$ 0.60	\$ 450.00	\$ 5,400.00
Boat Storage	5,040	*	\$ 0.11	\$ 550.00	\$ 6,600.00
Boat Storage	720	*	\$ 0.10	\$ 75.00	\$ 1,800.00
Boat Storage	1,800	*	\$ 0.21	\$ 375.00	\$ 4,320.00
Boat Storage	792	*	\$ 0.59	\$ 466.00	\$ 5,592.00
Boat Storage	1,000	*	\$ 0.35	\$ 350.00	\$ 2,800.00
Boat Storage	2,520	*	\$ 0.21	\$ 540.00	\$ 2,160.00
Boat Storage	4,000	*	\$ 0.35	\$ 1,400.00	\$ 3,640.00
Boat Storage	2,520	*	\$ 0.46	\$ 1,148.00	\$ 8,036.00
Boat Storage	100	*	\$ 6.18	\$ 617.50	\$ 4,940.00
Boat Storage	3,600	*	\$ 0.28	\$ 1,000.00	\$ 12,000.00
Boat Storage	4,380	*	\$ 0.25	\$ 1,110.00	\$ 13,320.00
Boat Storage	250	*	\$ 0.26	\$ 65.00	\$ 780.00
Boat Storage	660	*	\$ 0.23	\$ 150.00	\$ 1,200.00
Boat Storage	3,200	*	\$ 0.45	\$ 1,425.00	\$ 17,100.00
Boat Storage	780	*	\$ 0.63	\$ 495.00	\$ 5,670.00
Boat Storage	480	*	\$ 0.77	\$ 368.00	\$ 4,416.00
Boat Storage	720	*	\$ 0.56	\$ 400.00	\$ 4,540.00
Boat Storage	300	*	\$ 0.30	\$ 90.00	\$ 1,080.00
Boat Storage	960	*	\$ 0.49	\$ 470.00	\$ 4,790.00
Boat Storage	3,240	*	\$ 0.21	\$ 665.00	\$ 7,980.00
Boat Storage	1,080	*	\$ 0.16	\$ 170.00	\$ 1,365.00
Boat Storage	200	*	\$ 0.30	\$ 60.00	\$ 720.00
Boat Storage	480	*	\$ 0.18	\$ 85.00	\$ 1,020.00
Boat Storage	1,501	*	\$ 0.45	\$ 668.15	\$ 8,017.80
Boat Storage	960	*	\$ 0.59	\$ 569.50	\$ 6,834.00
Boat Storage	1,170	*	\$ 0.31	\$ 360.00	\$ 4,320.00
Boat Storage	450	*	\$ 0.12	\$ 55.00	\$ 660.00
Boat Storage	720	*	\$ 0.17	\$ 120.00	\$ 1,000.00
Boat Storage	840	*	\$ 0.20	\$ 170.00	\$ 2,020.00
Boat Storage	5,160	*	\$ 0.32	\$ 1,650.00	\$ 19,800.00
Boat Storage	1,512	*	\$ 0.43	\$ 650.00	\$ 7,160.00
Boat Storage	1,000	*	\$ 0.35	\$ 350.00	\$ 4,200.00
Boat Storage	1,080	*	\$ 0.88	\$ 950.00	\$ 11,400.00
Boat Storage	456	*	\$ 0.16	\$ 75.00	\$ 900.00
Boat Storage	1,080	*	\$ 0.32	\$ 349.00	\$ 4,188.00
Boat Storage	2,350	*	\$ 0.30	\$ 700.00	\$ 8,400.00
Boat Storage	1,080	*	\$ 0.58	\$ 744.99	\$ 9,204.87
Boat Storage	6,250	*	\$ 0.29	\$ 1,800.00	\$ 21,600.00
House	1,600	*	\$ 1.28	\$ 2,050.00	\$ 24,600.00
House	*	*	*	\$ 2,500.00	\$ 30,000.00
House	2,334	*	\$ 0.83	\$ 1,927.55	\$ 22,855.10
Land	*	*	*	Annual Pymt	\$ 1.00
Land	*	*	*	Annual Pymt	\$ 1,650.00
Land	*	*	*	Annual Pymt	\$ 6,000.00
Land	*	*	*	Annual Pymt	\$ 2,000.00

UNAUDITED

Texas Parks and Wildlife Department (802)
SCHEDULE OF SPACE OCCUPIED (Continued)
 For the fiscal year ended August 31, 2020

Location	Address	Lessor	Lease No.
Henderson	PO Box 1721	Glenn W Holladay Jr	219483
Monohans	2825 Wilcrest Dr	Nina Resources	520995
Monohans	21 Sunnygrove Dr	Lazy R Ranch	520964
Monahans	2000 Market Street	The Sealy and Smith Foundation	437861
Rockport	Rockport Harbor	Aransas County Navigation	430664
Sierra Blanca	P O Box 187	Joe Tammen J&S Enterprises	410984
Weslaco	7555 E Windlawn Way	Ballard Family Trust (E. B. Ballard, Jr.)	409750
Weslaco	7555 E Windlawn Way	Ballard Family Trust (Gene B. Meadow)	409747
Abilene	281 N Willis	Boykin Investments	1128
Abilene	5325 N. 3rd	Scott Family Enterprises, LLC	436103
Alpine	109 S Cockrell	Johnson Feed & Western Wear	524194
Amarillo	203 W 8th St	TNT Properties Inc.	1131
Austin	1340 Airport Commerce Drive	Kansas City Life Insurance Company	463717
Bastrop		Texas State Rifle Association	533919
Bastrop	1035 CANYON VIEW RD	WM Scott Mica	506701
Beaumont	5655 Eastex Freeway	Synergy RPC LLC	435168
Boerne	140 City Park Rd	Friends of Cibolo Nature Center	534858
Brownsville	5460 Paredes Line Rd Ste. 201	2MJ Properties LTD	105784
Brownwood	301 Main St	Texas State Technical College	217197
Brownwood	114 Center Ave	Brownwood Enterprises LLC	197321
Buffalo	2706 W Commerce	Buffalo Partners, LTD	215569
Buffalo	1400 W Commerce Street	Parthena Vanwy Moore	534100
Canyon	400 Hwy 60	Paul Blake Enterprises	43019
Canyon	17724 Southpoint	West Texas A & M University - Canyon	483738
College Station	12815 FM 2154	Southwood West A General Partnership	196756
Corpus Christi	5541 Bear Lane	5541 Bear Lane LC	1021
Corpus Christi	6300 Ocean Drive	Texas A&M University Corpus Christi	515571
Garland	614 St James Allee	Jonathan Jeremiah Enterprises	534769
Haltom City	5400 Airport Freeway	JaGee Properties Inc.	127587
Houston	10101 Southwest Freeway Ste.206	Tristar Alliance Properties LLC	532807
Houston	Harris County	HSO Sterling Plaza	156775
Houston	350 N Sam Houston	340 North Belt Boxer Property Mgmt Co	185835
La Grange	111 E Travis St	Fayette Savings Association	80363
La Marque	12007 Delaney Road	La Marque Outlet Development	116315
Laredo	1110 Washington St. Ste 201	Webb County	404282
Lufkin	4100 S Meadford Dr. Ste. 204B	Old Texas Plaza, LLC	487758
Lufkin	1805 E Lufkin Ave	Maria Carmen Ibara dba U & N Doors	528772
Marshall	3802 E End Blvd South	Pete McCarty	1043
Mathis	County Road 7	Mathis Manufacturing Inc.	1048
Menard	104 E. San Saba	Whitson Communications	426343
Midland	4500 W Illinois	One Double Barrel LLC	479921
Mt. Pleasant	212 S Johnson	Strube Properties LLC	479734
Nacogdoches	Wildlife Habitat & Silviculture	USDA (Forest Service)	516417
Palacios	2200 Harrison	Kana Rental Properties	185493
Port Arthur	601 Channel View	City of Port Arthur	497644
Rusk	580 W. 6th Street	Tosh Retirement Partnership LP	178441
San Antonio	250 W Nottingham, Suite 115	PCRIF Marymont Holdings LLC	503201
Temple	3615 S General Bruce Dr.	RMSJ Investments LTD	161603
Tyler	2122 Old Henderson Hwy	Helon Clayton and Stephanie Clayton	1851
Tyler	3330 S Southwest Loop 323	Commerce Square Corporation	137805
Victoria	2805 N Navarro	County of Victoria	90114
Waco	8684 LaVillage Ave	Hoppenstein Properties Inc.	1123
Wichita Falls	4822 Kemp Boulevard, Ste. 130	WF Retails Investments	420421
Wichita Falls	409 Chester Ave.	Vernal L. Huffines	1125
Wimberley	950 FM 2325 Ste. A	Wallace Lawrence Management	478349
Alice	3589 W Hwy 44	GTP III LLC American Tower Corporation	491137
Beaumont	P O Box 409250	Pinnacle Towers Inc./Crown Castle	480461
Big Lake	P O Box 100	Reagan County	476688
Burnet	506 Hayter St	Burnet County	429865
Carrizo Springs	103 N 5th St	Dimmit County	414535
Cedar Hill	PO Box 15445	Clark-Parkerville LP	535049
Clarendon	P O Box 948	Greenbelt Electric Coop	451344
Comanche	PO Box 290	TX Com Brownwood/Comanche County	506148
Cumby	P O Box 8294	Crossroads Communication	533319
El Dorado	1000 Louisiana Ste. 4300	Targa Midstream Services LP	203577
Electra	PO Box 2247	D&D Telecommunications Properties	532327
Fluvanna	5811 34th St	JP Jenkins Southplains Communications	469799
Fritch	P O Box 9	Canadian River Municipal Water	74109
Goliad	P O Box 7247	American Tower Corporation	456490
Goodlet	P O Box 1337	Central Communications/Chilton Enterprises	454940
Hunt	PO Box 974361	Enterprise Texas Pipeline LLC	448447

UNAUDITED

Texas Parks and Wildlife Department (802)
SCHEDULE OF SPACE OCCUPIED (Continued)
 For the fiscal year ended August 31, 2020

Type	Usable Square Feet	FTEs	Rental Per Month		2020 Actual Annual Cost
			Cost Per Square Foot	Cost Per Month	
Land	*	*	*	Annual Pymt	\$ 100.00
Land	*	*	*	Annual Pymt	\$ 200.00
Land	*	*	*	Annual Pymt	\$ 600.00
Land	*	*	*	Annual Pymt	\$ 8,597.00
Land	*	*	*	Annual Pymt	\$ 3,153.55
Land	*	*	*	Annual Pymt	\$ 1,800.00
Land	*	*	*	Annual Pymt	\$ 1,500.00
Land	*	*	*	Annual Pymt	\$ 1,500.00
Office Space	1,141	14	\$ 0.64	\$ 727.58	\$ 8,730.96
Office Space	5,160	3	\$ 0.42	\$ 2,166.66	\$ 25,999.92
Office Space	6,050	16	\$ 0.33	\$ 2,000.00	\$ 24,000.00
Office Space	4,000	15	\$ 0.51	\$ 2,037.03	\$ 24,444.36
Office Space	40,304	80	\$ 1.46	\$ 58,839.89	\$ 698,141.34
Office Space	135	*	\$ 3.15	\$ 425.00	\$ 1,275.00
Office Space	135	*	\$ 3.15	\$ 425.00	\$ 3,825.00
Office Space	2,625	13	\$ 1.36	\$ 3,568.46	\$ 42,821.52
Office Space	130	1	\$ 2.31	\$ 300.00	\$ 600.00
Office Space	1,380	17	\$ 1.68	\$ 2,321.58	\$ 27,858.96
Office Space	2,265	15	\$ 0.63	\$ 1,415.63	\$ 16,987.56
Office Space	724	3	\$ 1.35	\$ 976.94	\$ 10,726.41
Office Space	441	*	\$ 1.15	\$ 506.52	\$ 4,558.68
Office Space	221	*	\$ 2.04	\$ 450.00	\$ 1,350.00
Office Space	4,080	4	\$ 0.35	\$ 1,413.19	\$ 24,331.68
Office Space	1,041	9	\$ 0.61	\$ 635.01	\$ 7,620.12
Office Space	2,090	16	\$ 1.89	\$ 3,948.00	\$ 43,613.34
Office Space	4,859	31	\$ 0.83	\$ 4,036.00	\$ 48,432.00
Office Space	7,174	1	\$ 0.34	\$ 2,438.30	\$ 29,259.51
Office Space	4,269	11	\$ 1.07	\$ 4,556.42	\$ 54,677.04
Office Space	6,710	19	\$ 0.89	\$ 6,000.00	\$ 69,600.00
Office Space	2,091	14	\$ 1.35	\$ 2,825.00	\$ 20,125.86
Office Space	2,091	8	\$ 1.65	\$ 3,441.44	\$ 16,727.99
Office Space	2,970	8	\$ 1.08	\$ 3,217.50	\$ 37,999.05
Office Space	381	13	\$ 2.48	\$ 945.46	\$ 11,345.52
Office Space	3,272	21	\$ 1.51	\$ 4,925.03	\$ 46,522.29
Office Space	3,281	12	\$ 0.81	\$ 2,657.61	\$ 31,891.32
Office Space	1,980	16	\$ 1.43	\$ 2,823.91	\$ 33,764.14
Office Space	12,555	*	\$ 0.04	\$ 500.00	\$ 6,000.00
Office Space	2,610	4	\$ 0.46	\$ 1,200.00	\$ 14,400.00
Office Space	4,350	4	\$ 0.26	\$ 1,114.41	\$ 13,266.78
Office Space	154	*	\$ 1.96	\$ 302.55	\$ 4,230.60
Office Space	1,326	15	\$ 1.30	\$ 1,720.71	\$ 15,205.06
Office Space	3,920	16	\$ 0.52	\$ 2,044.00	\$ 24,528.00
Office Space	377	8	*	Annual Pymt	\$ 10,857.60
Office Space	4,300	8	\$ 0.34	\$ 1,444.00	\$ 15,928.00
Office Space	2,330	6	\$ 0.39	\$ 900.00	\$ 10,800.00
Office Space	4,552	30	\$ 0.35	\$ 1,607.28	\$ 17,680.08
Office Space	4,105	40	\$ 1.28	\$ 5,242.35	\$ 57,665.85
Office Space	8,726	35	\$ 0.47	\$ 4,064.33	\$ 48,586.04
Office Space	2,430	4	\$ 0.14	\$ 344.35	\$ 4,132.20
Office Space	1,675	16	\$ 0.67	\$ 1,116.66	\$ 13,399.92
Office Space	2,500	13	\$ 1.21	\$ 3,025.00	\$ 37,200.00
Office Space	3,000	4	\$ 0.34	\$ 1,034.56	\$ 12,414.72
Office Space	2,179	15	\$ 1.05	\$ 2,287.95	\$ 27,455.40
Office Space	3,972	3	\$ 0.33	\$ 1,311.73	\$ 15,680.76
Office Space	235	2	\$ 1.28	\$ 300.00	\$ 3,600.00
Radio Tower	20	*	\$ 32.17	\$ 643.41	\$ 7,720.92
Radio Tower	6	*	\$ 101.04	\$ 606.22	\$ 7,274.64
Radio Tower	6	*	\$ 12.50	\$ 75.00	\$ 900.00
Radio Tower	*	*	*	Annual Pymt	\$ 200.00
Radio Tower	16	*	\$ 7.00	\$ 112.00	\$ 1,344.00
Radio Tower	16	*	\$ 37.50	\$ 600.00	\$ 7,200.00
Radio Tower	*	*	*	\$ 125.00	\$ 1,500.00
Radio Tower	6	*	*	Annual Pymt	\$ 2,760.00
Radio Tower	3	*	\$ 83.33	\$ 250.00	\$ 2,600.00
Radio Tower	6	*	\$ 4.17	\$ 25.00	\$ 300.00
Radio Tower	9	*	\$ 38.28	\$ 344.50	\$ 4,001.00
Radio Tower	6	*	\$ 41.67	\$ 250.00	\$ 3,000.00
Radio Tower	*	*	*	Annual Pymt	\$ 120.00
Radio Tower	4	*	\$ 297.65	\$ 1,190.60	\$ 14,287.20
Radio Tower	8	*	\$ 22.25	\$ 178.00	\$ 2,136.00
Radio Tower	10	*	\$ 15.95	\$ 159.50	\$ 1,914.00

UNAUDITED

Texas Parks and Wildlife Department (802)
SCHEDULE OF SPACE OCCUPIED (Continued)
 For the fiscal year ended August 31, 2020

Location	Address	Lessor	Lease No.
Livingston	770 Baxter Road	Sam Houston Electric	411817
Los Fresnos	PO Box 936573	SBA Towers X LLC	521141
New Braunfels	PO Box 409250	Pinnacle Towers Inc./Crown Castle	459535
Paris	4801 Lamar Avenue	Airwaves Communications Inc.	454675
Pearsall	1199 N Fairfax St Ste 700	Insite Towers Development 2 LLC	505306
Purley	P O Box 990	East Texas Broadcasting Inc.	533346
Riviera	420 East County Rd. 2335	Riviera Cellular & Telecommunication	456252
Rock Springs	P O Box 193	Edwards County	176980
Sam Rayburn	P.O. Box 17300	US Army Corps of Engineers	527177
Sonora	PO Box 1212	Sutton County	440776
Spearman	396 W Green Rd	Exxon Company USA	400277
Stamford	Wildlife Habitat & Silviculture	Big Country Electric Coop	429256
Sweetwater	100 E 3rd St	Nolan County	54519
Tarpley	5289 Kyle Ranch Rd	Johnny Becker LLC	457335
Amarillo	10800 W IH 40	Gary Land dba Westgate Self Storage	500080
Brownwood	303 Water St	Edwin Watson dba AAA Storage	523136
Canyon	1205 23rd St	Dennie Shaw dba Rockin R Self Storage	523617
College Station	1555 Arrington Rd	SMSC dba Arrington Rd Self Storage	500694
Fate	159 Riding Club	Amsdell Storage Venture	522733
Galveston	2125 Church Street	Galveston Storage LLC dba Storage, Inc.	527799
La Porte	2619 Underwood Road	Securcare Moveit McAllend LLC	526883
Mount Pleasant	275 CR 3207	WW Investment/Storage of Mt Pleasant	509319
Oakwood/Buffalo	10226 Hwy 79 East	A & W Mini Storage/Ann Hibbard	519005
Pleasanton	P.O. Box 1128	Affordable Storage/BP3 Pleasanton, LLC	461002
Pleasanton	1222 W. Oaklawn	Brooklyn DiCaro dba 3D2020	529120
San Angelo	6182 Brodnax	R.E.H Properties	516172
San Marcos	PO Box 945	Tom Thumb Storage	528190
Van Horn	300 Cedar Street	AA Storage LLC	517340

Note: Texas Parks and Wildlife is striving to comply with Texas Government Code, Title 10, Subtitle D, Chapter 2165, Subchapter A, Section 2165.104, relating to achieving an overall space use efficiency of 135 square feet per employee per office location. The following items are excluded from usable space: boat storage, radio towers, warehouse space, laboratory space, storage space greater than 1,000 square feet, and client waiting areas. Most park facilities have fewer than 1,000 square feet.

UNAUDITED

Texas Parks and Wildlife Department (802)
SCHEDULE OF SPACE OCCUPIED (Concluded)
 For the fiscal year ended August 31, 2020

Type	Usable Square Feet	FTEs	Rental Per Month		2020 Actual Annual Cost
			Cost Per Square Foot	Cost Per Month	
Radio Tower	100	*	\$ 1.00	\$ 100.00	\$ 1,200.00
Radio Tower	20	*	\$ 26.12	\$ 522.37	\$ 6,656.28
Radio Tower	5	*	\$ 122.41	\$ 612.03	\$ 2,666.40
Radio Tower	10	*	\$ 37.80	\$ 378.00	\$ 4,536.00
Radio Tower	6	*	\$ 97.25	\$ 583.50	\$ 7,002.00
Radio Tower	10	*	\$ 18.50	\$ 185.00	\$ 2,220.00
Radio Tower	4	*	\$ 87.60	\$ 350.41	\$ 4,397.64
Radio Tower	6	*	\$ 8.33	\$ 50.00	\$ 600.00
Radio Tower	4	*		Annual Pymt	\$ 400.00
Radio Tower	16	*	\$ 4.69	\$ 75.00	\$ 900.00
Radio Tower	*	*		Annual Pymt	\$ 50.00
Radio Tower	6	*	\$ 8.33	\$ 50.00	\$ 600.00
Radio Tower	*	*		\$ 35.00	\$ 420.00
Radio Tower	6	*	\$ 33.33	\$ 200.00	\$ 2,400.00
Storage Space	1,440	*	\$ 0.46	\$ 668.92	\$ 8,509.43
Storage Space	200	*	\$ 0.23	\$ 45.00	\$ 540.00
Storage Space	500	*	\$ 0.42	\$ 210.00	\$ 2,520.00
Storage Space	100	*	\$ 0.80	\$ 80.00	\$ 960.00
Storage Space	110	*	\$ 2.45	\$ 269.50	\$ 2,229.50
Storage Space	100	*	\$ 1.50	\$ 150.00	\$ 1,500.00
Storage Space	800	*	\$ 0.78	\$ 627.00	\$ 7,064.20
Storage Space	400	*	\$ 0.26	\$ 105.00	\$ 1,260.00
Storage Space	100	*	\$ 0.40	\$ 40.00	\$ 480.00
Storage Space	50	*	\$ 1.00	\$ 50.00	\$ 200.00
Storage Space	50	*	\$ 1.00	\$ 50.00	\$ 400.00
Storage Space	200	*	\$ 0.25	\$ 50.00	\$ 600.00
Storage Space	200	*	\$ 1.03	\$ 205.00	\$ 1,640.00
Storage Space	200	*	\$ 0.40	\$ 80.00	\$ 960.00
LEASED TOTALS	370,174	583	\$ 1,238.53	\$ 219,274.07	\$ 2,539,345.27
LEASED AND STATE	2,549,674	583	\$ 1,238.53	\$ 219,274.07	\$ 2,539,345.27

UNAUDITED

Texas Parks and Wildlife Department (802)
Schedule of Professional/Consulting Fees and Legal Service Fees
 For the fiscal year ended August 31, 2020

NAME	TYPE OF SERVICES RENDERED	AMOUNT
PROFESSIONAL/CONSULTING FEES		
1ST CHOICE RESTAURANT EQUIPMENT & SUPPLY LLC	OTHER PROFESSIONAL SERVICES	\$ 800.00
22ND CENTURY TECHNOLOGIES INC	INFORMATION TECHNOLOGY SERVICES	143,715.00
3CK ENTERPRISES LLC	CONSULTANT SERVICES OTHER	2,499.47
4 CONSULTING INC	INFORMATION TECHNOLOGY SERVICES	69,606.11
A M LANDSCAPING LLC	OTHER PROFESSIONAL SERVICES	6,595.00
ACADIAN AMBULANCE SERVICE INC	OTHER PROFESSIONAL SERVICES	142.22
ACCESS INTELLIGENCE LLC	EDUCATIONAL TRAINING SERVICES	2,596.00
ACORN GROUP INC	EDUCATIONAL TRAINING SERVICES	163.90
ACORN NATURALISTS DBA THE ACORN GROUP INC	EDUCATIONAL TRAINING SERVICES	1,344.99
ADKINS VETERINARY SERVICE	VETERINARY SERVICES	458.50
ALAMO COMMUNITY COLLEGE DISTRICT	EDUCATIONAL TRAINING SERVICES	40.00
ALL OUT OFF ROAD INC	OTHER PROFESSIONAL SERVICES	850.00
ALLIED CONSULTANTS	INFORMATION TECHNOLOGY SERVICES	194,490.00
ALTAS PALMAS ANIMAL CLINIC INC	VETERINARY SERVICES	655.51
ALVARADO VETERINARY CLINIC	VETERINARY SERVICES	1,052.47
AMERICAN RED CROSS	EDUCATIONAL TRAINING SERVICES	137.00
ANCHOR COMPUTER INC	DATA PROCESSING SERVICES	438.44
ANDREW R PETERS	EDUCATIONAL TRAINING SERVICES	40.00
ARAB AMERICAN CULTURAL AND COMMUNITY CENTER	EDUCATIONAL TRAINING SERVICES	200.00
ARBOR GLOBAL LLC	OTHER WITNESS FEES	31,125.00
ARROWHEAD WELL SERVICE & CONSTRUCTION LLC	OTHER PROFESSIONAL SERVICES	4,412.50
AT&T MOBILITY	INFORMATION TECHNOLOGY SERVICES	78.48
AT&T TELECONFERENCE SERVICES	COMPUTER SERVICES - STATEWIDE TE	136.34
ATKINS NORTH AMERICA INC	ARCHITECTURAL ENGINEERING SERVIC	34,574.64
AUSTIN VETERINARY DERMATOLOGY & ALLERGY PLLC	VETERINARY SERVICES	362.56
BANDERA COUNTY	MEDICAL SERVICES	250.00
BANSAR TECHNOLOGIES INC	INFORMATION TECHNOLOGY SERVICES	47,928.32
BENJAMIN W METCALFE	OTHER WITNESS FEES	11,650.00
BENNETT BENNER PARTNERS INC	ARCHITECTURAL ENGINEERING SERVIC	967,035.13
BGE INC	ARCHITECTURAL ENGINEERING SERVIC	30,814.56
BGI AMERICAS CORPORATION	OTHER PROFESSIONAL SERVICES	3,850.00
BIOMATTERS INCORPORATED	OTHER PROFESSIONAL SERVICES	474.40
BOBCAT OF HOUSTON	OTHER PROFESSIONAL SERVICES	375.00
BRADLEY J MOYER PC	VETERINARY SERVICES	512.56
BRAJITSU INC	EDUCATIONAL TRAINING SERVICES	895.00
BRANDON R ROSE	MEDICAL SERVICES	100.00
BRAVE / ARCHITECTURE INC	ARCHITECTURAL ENGINEERING SERVIC	768.00
BREACH POINT CONSULTING INC	EDUCATIONAL TRAINING SERVICES	2,699.00
BRIAN K MOORE	EDUCATIONAL TRAINING SERVICES	50.00
BRIAN'S MOBILE SERVICE LLC	OTHER PROFESSIONAL SERVICES	1,248.24
BRIGGS EQUIPMENT INC	EDUCATIONAL TRAINING SERVICES	900.00
BRINKMANN INSTRUMENTS INC DBA METROHM USA INC	EDUCATIONAL TRAINING SERVICES	3,198.90
BROWN REYNOLDS WATFORD ARCHITECTS	ARCHITECTURAL ENGINEERING SERVIC	56,859.50
BRUCE BRAUNECK	EDUCATIONAL TRAINING SERVICES	750.00
BRYAN C REED	MEDICAL SERVICES	150.00
CAPITAL AREA OCCUPATIONAL MEDICINE PLLC	MEDICAL SERVICES	23,641.60
CAPITOL SYSTEMS INC	INFORMATION TECHNOLOGY SERVICES	11,371.20
CARTER DESIGN ASSOCIATES INC	ARCHITECTURAL ENGINEERING SERVIC	2,263.17
CARY A CONAWAY	MEDICAL SERVICES	6,550.00
CASEY D COLANDO	CONSULTANT SERVICES OTHER	75.00
CBC GEOSPATIAL CONSULTING INC	OTHER WITNESS FEES	71,107.23
CENTRAL FLYWAY COUNCIL INC	OTHER PROFESSIONAL SERVICES	51,719.00
CHARLES FREDERICK	ARCHITECTURAL ENGINEERING SERVIC	4,886.25
CHERRY ELECTRIC LTD	OTHER PROFESSIONAL SERVICES	410.00
CHRISTINA L VALES	MEDICAL SERVICES	60.31
CHRISTOPHER G FREY	MEDICAL SERVICES	143.96
CHRISTOPHER R DIETER	EDUCATIONAL TRAINING SERVICES	2,520.00
CITY OF BAYTOWN	EDUCATIONAL TRAINING SERVICES	3,500.00
CLASSEN-BUCK SEMINARS INC	EDUCATIONAL TRAINING SERVICES	12.50
CLEVERBRIDGE AG	OTHER PROFESSIONAL SERVICES	700.00
CLINTON L GAYLER	MEDICAL SERVICES	120.00
COBB FENDLEY & ASSOCIATES	OTHER PROFESSIONAL SERVICES	15,513.90
COMPTROLLER OF PUBLIC ACCOUNTS	MEDICAL SERVICES	502.00
COOPER CONSULTING COMPANY	INFORMATION TECHNOLOGY SERVICES	34,512.55
CP&Y INC	ARCHITECTURAL ENGINEERING SERVIC	159,148.53
CP&Y INC	OTHER PROFESSIONAL SERVICES	387,060.25
CPR AED COURSE LLC	EDUCATIONAL TRAINING SERVICES	44.96
CROCKETT VETERINARY HOSPITAL INC	VETERINARY SERVICES	881.13
CROSS TEXAS ELECTRIC LLC	OTHER PROFESSIONAL SERVICES	175.00
CROSS TIMBERS GEOARCHEOLOGICAL SERVICES	OTHER PROFESSIONAL SERVICES	7,331.50
CROUCH ENVIRONMENTAL SERVICES INC	OTHER PROFESSIONAL SERVICES	3,950.00
CTN EDUCATIONAL SERVICES INC	EDUCATIONAL TRAINING SERVICES	710.00
CVS PHARMACY	VETERINARY SERVICES	56.99
CVS PHARMACY INC	VETERINARY SERVICES	56.99
CYNET SYSTEMS INC	INFORMATION TECHNOLOGY SERVICES	62,421.48

UNAUDITED

Texas Parks and Wildlife Department (802)
Schedule of Professional/Consulting Fees and Legal Service Fees (Continued)
 For the fiscal year ended August 31, 2020

NAME	TYPE OF SERVICES RENDERED	AMOUNT
PROFESSIONAL/CONSULTING FEES		
CYNTHIA PICKENS	OTHER PROFESSIONAL SERVICES	48.99
DALLAS CALIBRATION SERVICES LLC	OTHER PROFESSIONAL SERVICES	320.00
DANIEL R SMITH JR	EDUCATIONAL TRAINING SERVICES	40.00
DATA BANK IMX LLC	DATA PROCESSING SERVICES	49,147.00
DAVID DERR	MEDICAL SERVICES	6,900.00
DAVID M WALTER	OTHER PROFESSIONAL SERVICES	234,000.00
DEAN D MARQUARDT	MEDICAL SERVICES	25.00
DEARING VETERINARY CLINIC INC	VETERINARY SERVICES	523.10
DEFENSIVE DRIVING COM	EDUCATIONAL TRAINING SERVICES	60.00
DEL RIO VETERINARY DIAGNOSTIC HOSPITAL PLLC	VETERINARY SERVICES	2,166.94
DOCUMENT IMAGING DIMENSIONS INC	OTHER PROFESSIONAL SERVICES	10.03
DONNA DEATON	OTHER WITNESS FEES	3,300.00
DRONE AMPLIFIED INC	EDUCATIONAL TRAINING SERVICES	1,000.00
DWAYNE H HAVIS	MEDICAL SERVICES	140.00
ED HOLT	ARCHITECTURAL ENGINEERING SERVIC	750.00
EKHP CONSULTING LLC	INFORMATION TECHNOLOGY SERVICES	13,360.00
ENERGY ENGINEERING	ARCHITECTURAL ENGINEERING SERVIC	33,563.28
ENGRAVERS INC	OTHER PROFESSIONAL SERVICES	280.00
ENPROTEC INC/HIBBS AND TODD INC	ARCHITECTURAL ENGINEERING SERVIC	96,401.53
ENVIRONMENTAL OPTIONS INC	EDUCATIONAL TRAINING SERVICES	650.00
ENVIRONMENTAL SYSTEMS RESEARCH INSTITUTE INC	DATA PROCESSING SERVICES	3,402.87
EVENTBRITE INC	EDUCATIONAL TRAINING SERVICES	65.47
FBI- LEEDA	EDUCATIONAL TRAINING SERVICES	4,520.00
FEDEX OFFICE	OTHER PROFESSIONAL SERVICES	23.44
FORT WORTH ANIMAL EMERGENCY CLINIC	VETERINARY SERVICES	2,585.97
FREESE & NICHOLS INC	ARCHITECTURAL ENGINEERING SERVIC	62,275.60
FRIENDS OF THE RIO GRANDE VALLEY REEF INC	OTHER PROFESSIONAL SERVICES	748,100.00
GARY L MCLAUGHLIN JR	OTHER WITNESS FEES	24,700.86
GARY TRENT SMITH	OTHER PROFESSIONAL SERVICES	(376.26)
GEORGE P BANE INC	OTHER PROFESSIONAL SERVICES	76.39
GEOSPATIAL EXPERTS	OTHER PROFESSIONAL SERVICES	1,206.00
GILBERT ENVIRONMENTAL INC	OTHER PROFESSIONAL SERVICES	1,000.00
GILLESPIE VETERINARY CENTER	VETERINARY SERVICES	2,046.90
GLOCK INC	EDUCATIONAL TRAINING SERVICES	500.00
GLOCK PROFESSIONAL INC	EDUCATIONAL TRAINING SERVICES	500.00
GORDON DARBY INC	INFORMATION TECHNOLOGY SERVICES	5,400.00
GRAEBER SIMMONS & COWAN INC	ARCHITECTURAL ENGINEERING SERVIC	29,107.43
GSBS BATENHORST INC	ARCHITECTURAL ENGINEERING SERVIC	12,621.49
GTS TECHNOLOGY SOLUTIONS INC	COMPUTER SERVICES - STATEWIDE TE	227.99
GULF COAST VETERINARY SURGERY - AUSTIN II PLLC	VETERINARY SERVICES	2,166.71
HACH COMPANY	EDUCATIONAL TRAINING SERVICES	440.00
HALFF ASSOCAITES INC	ARCHITECTURAL ENGINEERING SERVIC	604,037.11
HALFF ASSOCAITES INC	OTHER PROFESSIONAL SERVICES	61,010.00
HANSON RESOURCE MANAGEMENT INC	OTHER WITNESS FEES	194,430.93
HDR ENGINEERING INC	ARCHITECTURAL ENGINEERING SERVIC	63,208.69
HETHERINGTON ENGINEERING INC	OTHER WITNESS FEES	19,187.33
HILL COUNTRY HUMAN RESOURCES MANAGEMENT ASSO	EDUCATIONAL TRAINING SERVICES	30.00
HUITT - ZOLLARS INC	ARCHITECTURAL ENGINEERING SERVIC	6,917.12
HUITT-ZOLLARS INC	ARCHITECTURAL ENGINEERING SERVIC	148,953.57
ICF JONES & STOKES INC	OTHER WITNESS FEES	619,446.05
INFOJINI INC	INFORMATION TECHNOLOGY SERVICES	175,540.00
INNOSOUL INC	INFORMATION TECHNOLOGY SERVICES	2,923.32
INTERNATIONAL ASSOCIATION OF FISH AND WILDLIFE	EDUCATIONAL TRAINING SERVICES	2,400.00
J S ELECTRIC INC	OTHER PROFESSIONAL SERVICES	771.50
JAIME BEAMAN AIA INC	ARCHITECTURAL ENGINEERING SERVIC	21,428.00
JAMES FLORANCE	OTHER PROFESSIONAL SERVICES	1,575.00
JAN NULL	OTHER WITNESS FEES	16,386.36
JERRY BAND	VETERINARY SERVICES	100.00
JERRY F UNDERBRINK DVM PC	VETERINARY SERVICES	746.44
JERRY L EDDY	OTHER PROFESSIONAL SERVICES	13,000.00
JIM LEE SLACK	EDUCATIONAL TRAINING SERVICES	300.00
JIM WHITTEN ROOF CONSULTANTS LLC	CONSULTANT SERVICES OTHER	5,800.00
JOHN CALVERT	OTHER PROFESSIONAL SERVICES	1,035.00
JOHN E REID AND ASSOCIATES INC	EDUCATIONAL TRAINING SERVICES	1,240.00
JONES & CARTER INC	OTHER PROFESSIONAL SERVICES	10,847.50
KAMIRON E EARLE	OTHER PROFESSIONAL SERVICES	10.21
KARNES ELECTRIC COOPERATIVE INC	OTHER PROFESSIONAL SERVICES	4,631.05
KATHRYN O'SHAUGHNESSY	EDUCATIONAL TRAINING SERVICES	2,573.19
KIDFISH FOUNDATION INC	EDUCATIONAL TRAINING SERVICES	4,000.00
KLEINFELDER CENTRAL INC	ARCHITECTURAL ENGINEERING SERVIC	3,964.43
KSA ENGINEERS	ARCHITECTURAL ENGINEERING SERVIC	69,544.48
KSA ENGINEERS	OTHER PROFESSIONAL SERVICES	87,087.39
LANDTECH CONSULTANTS INC	OTHER PROFESSIONAL SERVICES	103,630.30
LAUREL PEEK	EDUCATIONAL TRAINING SERVICES	380.00

UNAUDITED

Texas Parks and Wildlife Department (802)
Schedule of Professional/Consulting Fees and Legal Service Fees (Continued)
 For the fiscal year ended August 31, 2020

NAME	TYPE OF SERVICES RENDERED	AMOUNT
PROFESSIONAL/CONSULTING FEES		
LEADERSHIP AUSTIN	EDUCATIONAL TRAINING SERVICES	375.00
LEARNING TREE INTERNATIONAL USA INC	EDUCATIONAL TRAINING SERVICES	17,960.00
LIFELINE TRAINING LTD	EDUCATIONAL TRAINING SERVICES	359.00
LJA SURVEYING INC	OTHER PROFESSIONAL SERVICES	15,607.02
LOCKWOOD ANDREWS & NEWNAM INC	ARCHITECTURAL ENGINEERING SERVIC	215,019.10
LOS CABALLOS VETERINARY CLINIC PLLC	VETERINARY SERVICES	95.00
LYNN M BLUMEN	EDUCATIONAL TRAINING SERVICES	410.99
MADISON COUNTY BEEF AND FORAGE COMMITTEE	EDUCATIONAL TRAINING SERVICES	80.00
MARGARET LEARY DVM PC	VETERINARY SERVICES	2,388.86
MARNE AND ASSOCIATES INC	OTHER WITNESS FEES	42,967.15
MATSONS LABORATORY LLC	VETERINARY SERVICES	798.15
MCCOY COLLABORATIVE PRESERVATION ARCHITECTURE PLLC	ARCHITECTURAL ENGINEERING SERVIC	251.95
MCKIM AND CREED INC	OTHER PROFESSIONAL SERVICES	10,310.98
MEDIC FIRST AID INTERNATIONAL	EDUCATIONAL TRAINING SERVICES	90.75
MEDIC FIRST AID INTERNATIONAL INC	EDUCATIONAL TRAINING SERVICES	20.46
MEZA AIR CONDITIONING & REFRIGERATION INC	OTHER PROFESSIONAL SERVICES	550.00
M-G INC	OTHER PROFESSIONAL SERVICES	107.96
MICHAEL R SUTTLE	EDUCATIONAL TRAINING SERVICES	4,999.00
MINDS ON EDUCATION INC	EDUCATIONAL TRAINING SERVICES	1,728.61
NATHAN SHANNON	OTHER PROFESSIONAL SERVICES	600.00
NATIONAL ASSOCIATION OF CONSERVATION LAW	EDUCATIONAL TRAINING SERVICES	1,250.00
NATIONAL ASSOCIATION OF STATE BOATING LAW	EDUCATIONAL TRAINING SERVICES	25,000.00
NATIONAL SAFETY COUNCIL	EDUCATIONAL TRAINING SERVICES	39.95
NEIL TAPPS	EDUCATIONAL TRAINING SERVICES	940.00
NEOS CONSULTING GROUP LLC	INFORMATION TECHNOLOGY SERVICES	159,485.00
NEUBUS INC	INFORMATION TECHNOLOGY SERVICES	14,462.43
NEW WAVE HOME THEATER LLC	OTHER PROFESSIONAL SERVICES	3,000.00
NF CONSULTING SERVICES	INFORMATION TECHNOLOGY SERVICES	150,027.09
NORTHERN ARIZONA UNIVERSITY FOSTER LAB	OTHER PROFESSIONAL SERVICES	3,480.00
OCCUPATIONAL HEALTH CENTERS OF THE SOUTHWEST PA	MEDICAL SERVICES	12,246.00
OPERATIONAL SUPPORT SERVICES INC	EDUCATIONAL TRAINING SERVICES	256.00
PADI AMERICAS	EDUCATIONAL TRAINING SERVICES	347.00
PAUL HORNSBY & CO	OTHER WITNESS FEES	42,705.00
PCV OPERATING INC	EDUCATIONAL TRAINING SERVICES	138.00
PDG ARCHITECTS	ARCHITECTURAL ENGINEERING SERVIC	272,482.26
PEDIGO STAFFING SERVICES LLC	INFORMATION TECHNOLOGY SERVICES	31,038.00
PESTNETWORK COM INC	EDUCATIONAL TRAINING SERVICES	135.00
PHIL GAINES	OTHER PROFESSIONAL SERVICES	308.00
PMCS SERVICES INC	INFORMATION TECHNOLOGY SERVICES	73,815.00
PREFERRED HOSPITAL LEASING ELDORADO INC	MEDICAL SERVICES	425.70
PROFESSIONAL SERVICE INDUSTRIES INC	ARCHITECTURAL ENGINEERING SERVIC	33,056.10
PSI SERVICES LLC	EDUCATIONAL TRAINING SERVICES	128.00
QUEST ANALYSIS INC	OTHER WITNESS FEES	37,652.70
RABA-KISTNER CONSULTANTS INC	ARCHITECTURAL ENGINEERING SERVIC	25,153.50
RAFAEL SAENZ JR	CONSULTANT SERVICES OTHER	(85.00)
RANDALL MAXWELL	OTHER PROFESSIONAL SERVICES	4,968.75
REAX ENGINEERING INC	OTHER WITNESS FEES	30,983.25
REGENTS OF THE UNIVERSITY OF CALIFORNIA	VETERINARY SERVICES	1,099.00
RICHARD GRAY	OTHER WITNESS FEES	5,562.50
RICHARD TAYLOR	OTHER PROFESSIONAL SERVICES	804.60
ROBERT TATE	OTHER WITNESS FEES	19,636.83
ROBERT WALDRON PC	VETERINARY SERVICES	887.09
RODRIGO MORAGA	OTHER WITNESS FEES	2,375.00
RONALD D HICKS	MEDICAL SERVICES	25.00
RUBEN BRITO	VETERINARY SERVICES	675.00
SCHAUMBURG & POLK INC	ARCHITECTURAL ENGINEERING SERVIC	124,809.82
SCHNEIDER ELECTRIC BUILDINGS AMERICAS INC	ARCHITECTURAL ENGINEERING SERVIC	9,253.20
SCIENCE TEACHERS ASSOCIATION OF TEXAS	EDUCATIONAL TRAINING SERVICES	750.00
SHI GOVERNMENT SOLUTIONS INC	COMPUTER SERVICES - STATEWIDE TE	204.00
SKINNER'S DRILLING & WELL SERVICE LLC	OTHER PROFESSIONAL SERVICES	471.05
SKINNY CAT SOFTWARE LLC	DATA PROCESSING SERVICES	118,910.60
SOCIETY OF AMERICAN ARCHIVISTS	EDUCATIONAL TRAINING SERVICES	307.00
SOUTHEASTERN ASSOC OF FISH AND WILDLIFE AGENCIES	CONSULTANT SERVICES OTHER	5,000.00
SOUTHEASTERN ASSOC OF FISH AND WILDLIFE AGENCIES	EDUCATIONAL TRAINING SERVICES	10,000.00
SPUR VETERINARY HOSPITAL	VETERINARY SERVICES	3,093.90
STAAS PLUMBING CO INC	OTHER PROFESSIONAL SERVICES	260.00
STATE AUDITOR'S OFFICE	FINANCIAL AND ACCOUNTING SERVICE	42,771.37
STATE PARK SUPPLIES LLC	OTHER PROFESSIONAL SERVICES	1,786.42
STATEWIDE PROCUREMENTS	EDUCATIONAL TRAINING SERVICES	1,200.00
STEAMSIDE GREEN LLC	EDUCATIONAL TRAINING SERVICES	240.00
STEINMAN LUEVANO STRUCTURES LLP	ARCHITECTURAL ENGINEERING SERVIC	7,043.39
STEPHANI J SLOWIK	OTHER PROFESSIONAL SERVICES	678.08
STEVEN COLBURN	EDUCATIONAL TRAINING SERVICES	955.92
SUBMERSIBLE PUMP SPECIALISTS LLC	OTHER PROFESSIONAL SERVICES	800.00

UNAUDITED

Texas Parks and Wildlife Department (802)
 Schedule of Aircraft Operation
 For the fiscal year ended August 31, 2020

AIRCRAFT COSTS

Year Model Serial Number FAA Registration Number	1984 CESSNA U206G U20606822 6610R	2009 CESSNA T206H T20608939 52854	2014 AIRBUS AS350B3 7823 350PW	TOTALS
Direct Operating Costs				
Fuels and Lubricants	1,756.51	32,350.46	31,741.21	65,848.18
Maintenance and Repair	8,458.21	58,811.42	106,797.69	174,067.32
Fixed Costs				
Insurance Premiums	1,388.00	1,718.00	46,000.00	49,106.00
Rental of Space	3,500.00	3,590.00	4,000.00	11,090.00
Miscellaneous Operating	-	-	-	-
Total Costs	15,102.72	96,469.88	188,538.90	300,111.50

MISCELLANEOUS COSTS

Aircraft Rental or Lease	595,917.00
Salaries and Fringe Benefits	376,444.09
Subscriptions/Periodicals/Information Services	26,415.96
Registration Fees - Employee Training	10,176.50
Other Overhead Costs	7,482.94

UNMANNED AIRCRAFT COSTS

Division	Make/Model	Serial Number	FAA Registration Number	Operating Costs
COASTAL FISHERIES	3D ROBOTICS SOLO	S111A5501851	270TX	-
COASTAL FISHERIES	DJI PHANTOM 3 ADVANCED	CH052327326497	778PT	-
COASTAL FISHERIES	TYPHOON Q500 4K	YU15230378B04B01	780CX	-
WILDLIFE	DJI PHANTOM 3 PROFESSION	P76DCG20017176	731KT	-
WILDLIFE	DJI PHANTOM 2	BE132153166888	769QT	451.21
WILDLIFE	EBEE+	EP0112722	FA3MRXNTLW	1,291.34
WILDLIFE	DJI MATRICE 200	0FZDF6M0P20169	FA3W39HKF3	-
STATE PARKS	ATLAS 1 QUADCOPTER	AA13100	763PT	-
INLAND FISHERIES	DJI PHANTOM 4 PRO+ V2.0	11UCF7X0A50023	UNREGISTERED	-
INLAND FISHERIES	DJI PHANTOM 4 PRO+ V2.0	11UCF7P0A51120	UNREGISTERED	-
COMMUNICATIONS	DJI PHANTOM 4 PRO	0AXCE6G0A31401	FA3XT3LF9R	-
COMMUNICATIONS	DJI PHANTOM 4	07DDD4N0B10526	FA3NRLECHN	-
COMMUNICATIONS	DJI PHANTOM 4	079JE3F0C10198	FA3CTMTMRW	15.00
COMMUNICATIONS	DRONE UAV DJI MAVIC 2 PRO	163CG9HR0A1RYC	FA334F9NNE	308.00
STATE PARKS	MAVIC 2 ZOOM	0M6DF6T001KV2F	FA39YLYFEK	118.42
STATE PARKS	MAVIC 2 ZOOM ENTERPRISE	0M6DFAH001MPGW	FA3KA7XYKE	816.74
STATE PARKS	MAVIC 2 ZOOM ENTERPRISE	0M6DFAH001R190	FA3NRXY3PN	816.74
STATE PARKS	MAVIC 2 ZOOM ENTERPRISE	276DFAJ0017VVP	FA37EKEFRE	816.74
STATE PARKS	MAVIC 2 ZOOM ENTERPRISE	276DFAK001FH8M	FA37EK7PLW	118.42
STATE PARKS	MAVIC 2 ZOOM ENTERPRISE	276DFAP001US01	FA37EKALNM	816.74
STATE PARKS	MAVIC 2 ZOOM ENTERPRISE	276DFAJ001LH4N	FA37EK3WH9	934.40
STATE PARKS	DJI MAVIC 2 ENTERPRISE ZOOM	2763G8P001V012	FA39EPY7WT	-

UNAUDITED

Texas Parks and Wildlife Department (802)
 Schedule of Aircraft Operation (Continued)
 For the fiscal year ended August 31, 2020

UNMANNED AIRCRAFT COSTS

Division	Make/Model	Serial Number	FAA Registration Number	Operating Costs
STATE PARKS	DJI MAVIC 2 ZOOM	0M6DFAH001R190	FA3KA7W7FK	-
STATE PARKS	GOPRO KARMA	E5112324587498	FA34WEXHC9	-
STATE PARKS	MAVIC AIR 2	3N3BH4A00200HS	UNREGISTERED	1,002.26
STATE PARKS	UAV PHANTOM III	P76DCG18067438	UNREGISTERED	-
WILDLIFE	YUNEEC H520	YU17510011B11A01	FA394AFPMY	-
WILDLIFE	DJI MATRICE 600 PRO (WITH IGNIS)	M80DGAK00385E2	FA39NFM PAX	3,200.00
WILDLIFE	DJI PHANTOM 4 PRO 2	11UCF7N0A0472	FA3C9L9XLN	-
WILDLIFE	DJI MAVIC 2 PRO	163DF9W0011RB2	FA3ER3E93H	172.00
WILDLIFE	DJI MAVIC 2 ZOOM	0M6DF9D001Z380	FA3HRA4YAH	110.88
WILDLIFE	PARROT / ANAFI THERMAL	PS728120AC9J003251	FA3TC4ERCT	-
WILDLIFE	PARROT / ANAFI THERMAL	PS728120AC9J003108	FA3TC4HMFL	-
WILDLIFE	PARROT / ANAFI THERMAL	PS728120AC9J003088	FA3TC4LHKA	-
WILDLIFE	PARROT / ANAFI THERMAL	PS728120AC9J003113	FA3TC4NCMX	-
WILDLIFE	PARROT / ANAFI THERMAL	PS728120AC9J003114	FA3TC4R7PN	-
WILDLIFE	DJI MAVIC 2 ENTERPRISE DUAL	298DG4H001UDWK	FA3WLWYA37	-
WILDLIFE	DJI MAVIC 2 PRO	163DFB80016WJ3	FA3TKTLR9F	-
LAW ENFORCEMENT	DJI MAVIC 2 ZOOM	0M6DF8G001N2SB	FA3MC99RCA	563.96
LAW ENFORCEMENT	DJI MAVIC 2 ZOOM	0M6DF8Q001B901	FA3MC9KCMF	614.96
LAW ENFORCEMENT	DJI MAVIC 2 ZOOM	0M6DF8U001083F	FA3MC9CMFY	563.96
LAW ENFORCEMENT	DJI MAVIC 2 ZOOM	0M6DF8Q001Y8U8	FA3MC9M7P4	563.96
LAW ENFORCEMENT	DJI MAVIC 2 ZOOM	0M6DF8Q0015E60	FA3MC9FHKP	704.95
LAW ENFORCEMENT	DJI MAVIC 2 ZOOM	0M6CGC4R0A134A	FA3T3NLCFL	1,250.51
LAW ENFORCEMENT	DJI MAVIC 2 ENTERPRISE ZOOM	276DFBC001M710	FA3NAKF7R9	-
LAW ENFORCEMENT	DJI MAVIC 2 ENTERPRISE ZOOM	276DFAK001ULB9	FA374WF77Y	5.00
LAW ENFORCEMENT	DJI MAVIC 2 ENTERPRISE ZOOM	276DFB5001ZLGH	FA3NAKHYW3	-
LAW ENFORCEMENT	DJI MAVIC 2 ENTERPRISE ZOOM	276DFAJ0019640	FA39L7R4NT	-
LAW ENFORCEMENT	DJI MAVIC 2 ENTERPRISE ZOOM	276DFAP001LKKX	FA39L7TXRN	-
LAW ENFORCEMENT	DJI MAVIC 2 ENTERPRISE DUAL	298DG2N001CNZC	FA39L7NAL4	-
LAW ENFORCEMENT	DJI MAVIC MINI	1SDLGCT204017S	EXEMPT	-
LAW ENFORCEMENT	DJI MAVIC MINI	1SDLGCE2040159	EXEMPT	-
LAW ENFORCEMENT	DJI MAVIC 2 ENTERPRISE ZOOM	276DFBC001PZ40	FA3EHXKPTR	720.00
LAW ENFORCEMENT	DJI MAVIC 2 ENTERPRISE ZOOM	276DFAP00115P1	FA3EHXMLXH	-
LAW ENFORCEMENT	DJI MAVIC 2 ZOOM	0M6CG96R0A0DSA	FA33ATAR4M	3,069.99
LAW ENFORCEMENT	DJI PHANTOM 4 PRO V2	11VKF4K0020159	FA3K3H43RL	-
LAW ENFORCEMENT	DJI MAVIC 2 ZOOM	0M6DF9E00107FJ	FA3F7RME3A	-
LAW ENFORCEMENT	DJI MAVIC AIR	OK1DF431AD1038	FA3KWAMCKA	-
LAW ENFORCEMENT	DJI MAVIC 2 ZOOM	0M6DF7300197C8	FA3KWAP7MX	-
LAW ENFORCEMENT	DJI ENTERPRISE 2 ZOOM	276DFBC0012EQ1	FA3TNMMR3H	-
LAW ENFORCEMENT	DJI ENTERPRISE 2 ZOOM	276DFAK001S41M	FA3TNMMP79	-
LAW ENFORCEMENT	DJI ENTERPRISE 2 ZOOM	276DFB5001K678	FA3TNMTHAX	960.72
LAW ENFORCEMENT	DJI ENTERPRISE 2 ZOOM	276DFAP001P735	FA3HM3TFYK	-
LAW ENFORCEMENT	DJI ENTERPRISE 2 ZOOM	276DFAH001PRR0	FA3EY47MEE	965.72
LAW ENFORCEMENT	DJI ENTERPRISE 2 ZOOM	276DFAH001U0J3	FA3EY4AHH4	5.00
LAW ENFORCEMENT	DJI ENTERPRISE 2 ZOOM	276DFAP001GB4X	FA3EY43RAM	965.72
LAW ENFORCEMENT	DJI MATRICE 210	095XF9R00200RS	FA3R4NMYCX	1,324.00
LAW ENFORCEMENT	DJI MAVIC 2 ZOOM	0M6DF73001L487	FA3ECCH4HA	-
LAW ENFORCEMENT	DJI MAVIC 2 ZOOM	0M6DF7D001GU14	FA3ECCEAEK	-
LAW ENFORCEMENT	DJI MAVIC 2 ZOOM	0M6DF79001F9LD	FA3ECCKXL3	-
LAW ENFORCEMENT	DJI MAVIC 2 ZOOM	0M6DG490016GXP	FA3TNTYWRW	-
LAW ENFORCEMENT	DJI MAVIC 2 ZOOM	0M6DG490011JJ8	FA3TNW4PVM	-
LAW ENFORCEMENT	DJI MAVIC 2 ZOOM	0M6DG4900167Z2	FA3TNTX3N3	-
LAW ENFORCEMENT	DJI MATRICE 210	095XF9R00200CT	FA3NHLCH9T	5.00
LAW ENFORCEMENT	DJI MAVIC AIR	OK1CFBE3AH72QN	FA3HM4RX3Y	-
LAW ENFORCEMENT	DJI MAVIC AIR	OK1CFAJ3AH6K71	FA3HM4WR7P	-
LAW ENFORCEMENT	DJI PHANTOM 4 PRO 2	11VKF4A00201LH	FA3P4RNWTR	-
LAW ENFORCEMENT	DJI MATRICE 210	095XF4200200M2	FA3KT7794F	3,957.69
LAW ENFORCEMENT	DJI MAVIC 2 ENTERPRISE ZOOM	276DFAJ00193LP	FA37PLYF4M	102.15

UNAUDITED

Texas Parks and Wildlife Department (802)
 Schedule of Aircraft Operation (Concluded)
 For the fiscal year ended August 31, 2020

UNMANNED AIRCRAFT COSTS

Division	Make/Model	Serial Number	FAA Registration Number	Operating Costs
LAW ENFORCEMENT	DJI MATRICE 210	095XEC500200X6	FA3A3PRHRP	2,688.00
LAW ENFORCEMENT	DJI MAVIC AIR	0K1DF4H2ADTF91	FA34TCNCR3	-
LAW ENFORCEMENT	DJI MAVIC AIR	0K1CF553AE0N4Y	FA34TCTYYM	-
LAW ENFORCEMENT	DJI MAVIC AIR	0K1DF3C2BD4MFR	FA34TCXW4E	-
LAW ENFORCEMENT	DJI MAVIC AIR	0K1DF4H2BDQ299	FA34TCR7WR	-
LAW ENFORCEMENT	DJI MAVIC AIR	0K1DF4H2ADGM8L	FA34TCLHNC	-
LAW ENFORCEMENT	DJI INSPIRE 2	095XE6L002013W	FA34TAYLWY	215.04
LAW ENFORCEMENT	DJI MAVIC AIR	0K1DF2L3ADC5JT	FA3NRY3WTK	-
LAW ENFORCEMENT	DJI MAVIC 2 ZOOM	0M6DF9H001NR9T	FA3KN7RYHW	-
LAW ENFORCEMENT	DJI MAVIC 2 ENTERPRISE ZOOM	276DFAP001Q860	FA37X4NWCW	5.00
LAW ENFORCEMENT	DJI MAVIC 2 ZOOM	0M6DF8N001X02D	FA3MWWKAXK3	-
LAW ENFORCEMENT	DJI MAVIC 2 ZOOM	0M6DF88001P2VN	FA3K3H7WWF	-
LAW ENFORCEMENT	DJI MAVIC 2 ENTERPRISE DUAL	298DGG4U0010D33	FA3LY4F34P	-
LAW ENFORCEMENT	DJI MAVIC 2 ZOOM	0M6DF6T0015E4P	FA3K4AMNMA	-
LAW ENFORCEMENT	DJI MAVIC 2 ZOOM	0M6DF6U00189X8	FA3MXWCWWP	-
LAW ENFORCEMENT	DJI MAVIC 2 ZOOM	0M6DG3D00143PM	FA3M473LE7	-
LAW ENFORCEMENT	DJI MAVIC 2 ZOOM	0M6DF6U001M57M	FA3HXWCNLP	-
LAW ENFORCEMENT	DJI MAVIC PRO PLATINUM	08RDF4CP0103GM	FA3N4AY437	5.00
LAW ENFORCEMENT	DJI MAVIC PRO PLATINUM	08RDF4CP0103GM	FA3N4AY437	5.00
		General Divisionwide UAV Operating Costs		25,230.62
			Total Costs	55,480.84

UNAUDITED

Texas Parks and Wildlife Department (802)
Schedule of Aircraft Operation
 For the fiscal year ended August 31, 2020

AIRCRAFT TRAVEL LOG									
Flight Date	Aircraft	PIC	Mission Code	Mission Type	Total Time	Departure	Legs	Arrival	Passengers
9/1/2019	N350PW	Havis, Dwayne	LE.AIR OTHER PW CODE-A	Patrol	1.3	Austin	Austin	Austin	
9/5/2019	N350PW	Gayler, Clint	LE.AIR TRAINING INST-A	Training - Internal	1.7	Austin	Lockhart-San Marcos-New Braunfels-Seguin-Fentress-Luling-Fentress-Seguin-New Braunfels-San Marcos-	Austin	
9/6/2019	N350PW	Gayler, Clint	LE.AIR GAME BIRD/ANIMAL-A	Law Enforcement - PW Code	4.3	Austin	Kerrville-Rocksprings-Junction-Rocksprings	Austin	BLAKE SATTERFIELD
9/7/2019	N52854	Havis, Dwayne	LE.AIR GAME BIRD/ANIMAL-A	Patrol	6.1	Austin		Austin	SCOTT JURK
9/8/2019	N52854	Reed, Bryan	LE.AIR GAME BIRD/ANIMAL-A	Law Enforcement - PW Code	2.7	Austin		Austin	
9/13/2019	N350PW	Reed, Bryan	LE.AIR RECRUITING-L	Public Relations	1.4	Austin	San Antonio	Austin	
9/19/2019	N350PW	Reed, Bryan	LE.AIR HELI SEARCH RESC-A	Search and Rescue	3.2	Austin	Houston-Houston	Austin	
9/20/2019	N350PW	Rose, Brandon	LE.AIR HELI SEARCH RESC-A	Flood	6	Austin	Houston-Beaumont-Houston	Austin	
9/23/2019	N350PW	Gayler, Clint	LE.AIR HELI SEARCH RESC-A	Search and Rescue	2.4	Austin	La Grange-La Grange	Austin	PAUL KOHLEFFEL RANDY THUMANN
9/24/2019	N350PW	Gayler, Clint	LE.AIR PENAL CODE ENF-L	Marijuana Erad	4.9	Austin	Lufkin-Lufkin	Austin	ADAM TERRY
9/24/2019	N52854	Reed, Bryan	LE.AIR INLAN FSH FLIGHT-A	Environmental	6.6	Austin	Jasper-Jasper	Austin	JESSICA MET DAN ASH
9/25/2019	N350PW	Gayler, Clint	LE.AIR HELI SEARCH RESC-A	Law Enforcement - Assist Other Agency	1.5	Austin	Austin-Fort Hood	Austin	LUIS SOSA WARREN WEIDLER
9/26/2019	N52854	Gayler, Clint	LE.AIR GAME BIRD/ANIMAL-A	Law Enforcement - PW Code	3.2	Austin		Dalhart	
9/27/2019	N52854	Gayler, Clint	LE.AIR GAME BIRD/ANIMAL-A	Law Enforcement - PW Code	1.1	Dalhart		Dalhart	JOSH GORDON
9/28/2019	N52854	Gayler, Clint	LE.AIR GAME BIRD/ANIMAL-A	Law Enforcement - PW Code	6.8	Dalhart	Dalhart	Dalhart	JOSH GORDON
9/29/2019	N52854	Gayler, Clint	LE.AIR GAME BIRD/ANIMAL-A	Law Enforcement - PW Code	7	Dalhart	Dalhart	Austin	JOSH GORDON CHRISTIAN EUBANKS TREY THUMANN DAVID BROUSSARD
10/1/2019	N350PW	Reed, Bryan	LE.AIR ASSIST AGENCIES-A	Environmental	4.4	Austin	Tomball-Tomball	Austin	
10/3/2019	N350PW	Gayler, Clint	LE.SAR TRAINING INST-A	Training - Internal	3.3	Austin	Kerrville-Austin	Austin	
10/4/2019	N350PW	Gayler, Clint	LE.AIR OGT-L	Public Relations	0.4	Austin	Dripping Springs	Austin	
10/7/2019	N350PW	Gayler, Clint	LE.AIR OTHER PW CODE-A	Law Enforcement - PW Code	1.8	Austin		Austin	
10/7/2019	N350PW	Havis, Dwayne	LE.AIR TRAINING STUD-A	Training - Internal	1.4	Austin	Giddings-Smithville-LaGrange-Giddings-Smithville	Austin	
10/9/2019	N350PW	Gayler, Clint	LE.AIR TRAINING STUD-A	Training - Internal	2	Austin	Port Lavaca-Victoria	Austin	CODY KLAEHN
10/10/2019	N350PW	Gayler, Clint	LE.AIR MAINT AIRCRAFT-L	Maintenance	0.1	Austin		Austin	RON SCHMIDT
10/11/2019	N350PW	Havis, Dwayne	LE.AIR TRANSPORT-A	Maintenance	1.2	Austin	San Antonio	Austin	
10/12/2019	N52854	Havis, Dwayne	LE.AIR TRANSPORT-A	Executive Transport	2.4	Austin	Cotulla	Austin	CARTER SMITH CLAYTON WOLF
10/13/2019	N350PW	Reed, Bryan	LE.AIR ASSIST AGENCIES-A	Law Enforcement - Assist Other Agency	2	Austin		Edinburg	
10/14/2019	N350PW	Reed, Bryan	LE.AIR ASSIST AGENCIES-A	Law Enforcement - Assist Other Agency	1.7	Edinburg		Edinburg	

UNAUDITED

Texas Parks and Wildlife Department (802)
Schedule of Aircraft Operation (Continued)
 For the fiscal year ended August 31, 2020

AIRCRAFT TRAVEL LOG									
10/14/2019	N52854	Gayler, Clint		Law Enforcement - Assist Other Agency	2.2	Austin		Edinburgh	
10/14/2019	N350PW	Gayler, Clint	LE.AIR ASSIST AGENCIES-A	Law Enforcement - Assist Other Agency	1.7	Edinburgh	McAllen	Edinburgh	
10/14/2019	N52854	Reed, Bryan	LE.AIR ASSIST AGENCIES-A	Logistics	1.7	Edinburg		Austin	
10/15/2019	N350PW	Gayler, Clint	LE.AIR ASSIST AGENCIES-A	Law Enforcement - Assist Other Agency	1.7	Edinburgh		Austin	
10/15/2019	N52854	Havis, Dwayne	LE.AIR TRANSPORT-A	Executive Transport	3.4	Austin	Ft. Worth-Dallas	Austin	CARTER SMITH
10/23/2019	N350PW	Reed, Bryan	LE.AIR RECRUITING-L	Public Relations	1.2	Austin	Pitchford Ranch	Austin	
10/25/2019	N350PW	Reed, Bryan	LE.AIR RECRUITING-L	Public Relations	0.8	Austin	New Braunfels	Austin	
10/30/2019	N52854	Rose, Brandon	LE.AIR TRAINING INST-L	Executive Transport	4.4	Austin	Port Isabel	Austin	RON VANDERROEST
11/1/2019	N350PW	Gayler, Clint	LE.AIR OTHER PW CODE-A	Law Enforcement - PW Code	5.5	Austin	Del Rio-Del Rio	Austin	WILL KORNELIS BRENT DEEN
11/1/2019	N350PW	Rose, Brandon	LE.AIR TRAINING STUD-A	Training - Internal	1.4	Austin	Giddings-Smithville-La Grange-Luling-Lockhart	Austin	
11/6/2019	N52854	Havis, Dwayne	LE.AIR OTHER PW CODE-A	Law Enforcement - PW Code	1.9	Austin	Hamilton	Austin	ERIK NYGREN
11/6/2019	N350PW	Reed, Bryan	LE.AIR INLAN FSH FLIGHT-A	Environmental	4.2	Austin	Junction	Austin	KARIM AZIZ RYAN MCGILICUDDY KRISTEN EGGERS
11/12/2019	N52854	Havis, Dwayne	LE.AIR OTHER PW CODE-A	Law Enforcement - PW Code	3.2	Austin	Hamilton	Amarillo	
11/13/2019	N52854	Havis, Dwayne	LE.AIR OTHER PW CODE-A	Surveillance	1	Amarillo		Amarillo	TRAVIS FORREST
11/14/2019	N52854	Havis, Dwayne	LE.AIR OTHER PW CODE-A	Law Enforcement - PW Code	2.9	Amarillo	Hamilton	Austin	
11/18/2019	N52854	Havis, Dwayne	LE.AIR OTHER PW CODE-A	Law Enforcement - PW Code	5.5	Austin	Hamilton-Alpine	Austin	
11/20/2019	N52854	Havis, Dwayne	LE.AIR OTHER PW CODE-A	Law Enforcement - PW Code	3.6	Austin	San Angelo-Hamilton	Austin	
11/21/2019	N350PW	Gayler, Clint	LE.AIR TRAINING INST-A	Training - Internal	1	Austin	San Marcos-New Braunfels-Seguín-Luling-Lockhart	Austin	
11/24/2019	N350PW	Reed, Bryan	LE.AIR TRAINING INST-A	Training - Internal	1	Austin	Lockhart-San Marcos-New Braunfels-San Marcos-Lockhart	Austin	
11/30/2019	N52854		LE.AIR GAME BIRD/ANIMAL-A	Law Enforcement - PW Code	5.6	Austin	Palestine-Palestine-Palestine	Austin	MARK ANDERSON
12/2/2019	N350PW	Havis, Dwayne	LE.AIR OTHER PW CODE-A	Training - Internal	1.5	Austin	Giddings-LaGrange-Giddings-Smithville-Lockhart	Austin	
12/4/2019	N350PW	Reed, Bryan	LE.AIR OTHER PW CODE-A	Law Enforcement - PW Code	1.5	Austin	Choke Canyon	Austin	ROB FRETS
12/6/2019	N350PW	Havis, Dwayne	LE.AIR GAME BIRD/ANIMAL-A	Law Enforcement - PW Code	4.9	Austin	Ozona-Alpine	Alpine	ERIK NYGREN
12/7/2019	N350PW	Havis, Dwayne	LE.AIR GAME BIRD/ANIMAL-A	Patrol	4.8	Alpine	Alpine-Off site	Alpine	MATTHEW ZITTERICH
12/8/2019	N350PW	Havis, Dwayne	LE.AIR GAME BIRD/ANIMAL-A	Patrol	2.3	Alpine		Austin	
12/8/2019	N350PW	Rose, Brandon	LE.BSP BORDER SECURITY-A	Patrol	1.4	Austin	Victoria	Rockport	

UNAUDITED

Texas Parks and Wildlife Department (802)
Schedule of Aircraft Operation (Continued)
 For the fiscal year ended August 31, 2020

AIRCRAFT TRAVEL LOG									
12/9/2019	N350PW	Gayler, Clint	LE.AIR OTHER PW CODE-A	Law Enforcement - PW Code	4	Rockport	Rockport-Port Lavaca-Port Lavaca	Rockport	CHELSEA BAILEY CHRIS BIRD
12/10/2019	N350PW	Rose, Brandon	LE.AIR OTHER PW CODE-A	Law Enforcement - PW Code	3.7	Rockport	Port Lavaca-Port Lavaca-Rockport-Cuero	Austin	WESTON BURRIS JAKE MCMAHEN CHRISTIAN EUBANKS KYLE LINVILLE MARIOL GEFERS
12/12/2019	N350PW	Reed, Bryan	LE.AIR ASSIST AGENCIES-L	Environmental	3.4	Austin	Columbus-Columbus	Austin	
12/12/2019	N350PW		LE.AIR TRAINING INST-A	Training - Internal	1.2	Austin	Lockhart-Luling-La Grange-Giddings-Smithville	Austin	
12/16/2019	N52854	Havis, Dwayne	LE.AIR OTHER PW CODE-A	Maintenance	0.8	Austin		Austin	SETH MCCLORE
12/16/2019	N350PW	Reed, Bryan	LE.AIR TRAINING INST-A	Training - Internal	1.2	Austin		Austin	
12/17/2019	N52854	Havis, Dwayne	LE.AIR MIGRAT GAME BIRD-A	Wildlife Survey	5.4	Austin	Beaumont-Beaumont	Lake Jackson	STEPHEN MCDOWELL BEN DUPLECHAIN
12/18/2019	N52854	Havis, Dwayne	LE.AIR GAME BIRD/ANIMAL-A	Wildlife Survey	4.8	Lake Jackson	Wharton	Lake Jackson	ENNEST LOVE STEPHEN MCDOWELL
12/19/2019	N52854	Havis, Dwayne	LE.AIR MIGRAT GAME BIRD-A	Wildlife Survey	7	Lake Jackson	Pleasanton-Lake Jackson	Austin	STEPHEN MCDOWELL
12/27/2019	N52854	Rose, Brandon	LE.AIR GAME BIRD/ANIMAL-A	Patrol	5.6	Austin	Wichita Falls-Jacksboro	Wichita Falls	RICHARD KEY JUSTIN BERGER
12/28/2019	N52854	Rose, Brandon	LE.AIR GAME BIRD/ANIMAL-A	Patrol	5	Wichita Falls	Jacksboro	Wichita Falls	RICHARD KEY JUSTIN BURGER
12/30/2019	N52854	Rose, Brandon	LE.AIR GAME BIRD/ANIMAL-A	Patrol	1.6	Wichita Falls		Austin	
1/3/2020	N52854		LE.AIR MIGRAT GAME BIRD-A	Wildlife Survey	7.6	Austin	Beaumont-Houston-Wharton-Beaumont	Austin	STEPHEN MCDOWELL ERNEST LOVE
1/4/2020	N52854	Reed, Bryan	LE.AIR OTHER PW CODE-A	Law Enforcement - PW Code	6.3	Austin	Lufkin-Lufkin	Austin	ERIC COLLINS BRANDON MOSELEY
1/6/2020	N52854	Havis, Dwayne	LE.AIR MIGRAT GAME BIRD-A	Wildlife Survey	6.1	Austin	Lake Jackson-Victoria	Lake Jackson	STEPHEN MCDOWELL ERNEST LOVE
1/7/2020	N52854	Havis, Dwayne	LE.AIR MIGRAT GAME BIRD-A	Wildlife Survey	7.2	Lake Jackson	Corpus Christi	Lake Jackson	STEPHEN MCDOWELL ERNEST LOVE
1/8/2020	N52854	Havis, Dwayne	LE.AIR MIGRAT GAME BIRD-A	Wildlife Survey	5.6	Lake Jackson	Pt Lavaca-San Antonio	Laredo	DAVID BUTLER LANG ALFORD
1/9/2020	N52854	Havis, Dwayne	LE.AIR MIGRAT GAME BIRD-A	Wildlife Survey	7.8	Laredo	Laredo-Lake Jackson	Austin	DAVID BUTLER LANG ALFORD
1/15/2020	N350PW	Gayler, Clint	LE.AIR MAINT AIRCRAFT-L	Maintenance	0.6	Austin	Austin	Austin	DANNY MARTINEZ ELI LOPEZ
1/20/2020	N350PW	Gayler, Clint	LE.AIR MAINT AIRCRAFT-L	Maintenance	0.2	Austin		Austin	ERIK NYGREN
1/28/2020	N350PW	Rose, Brandon	LE.AIR TRAINING STUD-A	Training - Internal	1.5	Austin	Lockhart-Luling-San Marcos-New Braunfels-Seguin	Austin	
1/30/2020	N350PW	Reed, Bryan	LE.AIR TRAINING INST-A	Training - Internal	1.6	Austin	San Antonio-Off Site	Austin	
2/3/2020	N350PW	Reed, Bryan	LE.AIR PENAL CODE ENF-L	Surveillance	2.5	Austin	Gonzales	Austin	DUSTIN BALFANZ SHAWN NEWLAND
2/3/2020	N52854	Gayler, Clint	LE.AIR TRANSPORT-A	Logistics	3	Austin	Abilene	Austin	LOGAN GRIFFIN
2/4/2020	N350PW	Gayler, Clint	LE.AIR TRAINING INST-A	Training - Internal	1.5	Austin	Austin-San Marcos-Austin	Austin	
2/6/2020	N350PW	Havis, Dwayne	LE.AIR TRAINING STUD-A	Training - Internal	1.4	Austin	Smithville-Giddings-LaGrange-Smithville-Lockhart	Austin	

UNAUDITED

Texas Parks and Wildlife Department (802)
Schedule of Aircraft Operation (Continued)
 For the fiscal year ended August 31, 2020

AIRCRAFT TRAVEL LOG									
2/11/2020	N52854	Rose, Brandon	LE.AIR MEETING-L	Training - Internal	2.8	Austin		Fort Stockton	BRENT SATSKY ANDREW ALEXANDER
2/12/2020	N52854	Rose, Brandon	LE.AIR MEETING-L	Training - Internal	1.9	Fort Stockton		Austin	BRENT SATSKY
2/13/2020	N350PW	Reed, Bryan	LE.AIR RECRUITING-L	Public Relations	0.2	Austin		Austin	
2/24/2020	N350PW	Gayler, Clint	LE.AIR ASSIST AGENCIES-A	Environmental	4.2	Austin	Granbury-Granbury-GWTC	Austin	GREG NAGEL JEFF SAMMON
2/26/2020	N350PW	Gayler, Clint	LE.SAR TRAINING INST-A	Training - Internal	4	Austin	Kerrville	Austin	
2/27/2020	N350PW	Gayler, Clint		Maintenance	0.1	Austin		Austin	ERIK NYGREN
2/28/2020	N350PW	Gayler, Clint	LE.BSP BORDER SECURITY-A	Surveillance	4.4	ALPINE	Black Gap-Alpine-Ozona	Austin	ERIK NYGREN
3/6/2020	N350PW	Havis, Dwayne	LE.AIR OTHER PW CODE-A	Public Relations	3.4	Austin	Huntington-Lufkin	Austin	
3/9/2020	N350PW	Reed, Bryan	LE.AIR TRAINING INST-A	Training - Internal	1	Austin	Lockhart-San Marcos-New Braunfels-San Marcos-Lockhart	Austin	
3/10/2020	N350PW	Gayler, Clint	LE.SAR TRAINING INST-A	Training - Internal	3.8	Austin	Wharton	Austin	
3/12/2020	N350PW	Gayler, Clint	LE.AIR ASSIST AGENCIES-A	Law Enforcement - Non PW Code	5.4	Austin	Port Aransas-Ingleside-Ingleside	Ingleside	
3/13/2020	N350PW	Gayler, Clint	LE.AIR ASSIST AGENCIES-A	Law Enforcement - Assist Other Agency	5.3	Ingleside	Ingleside-Port Aransas-Port Aransas-Ingleside	Ingleside	DUSTY JANSKY JAMES RAMIREZ ZACH STEVENSON
3/14/2020	N350PW	Gayler, Clint	LE.AIR ASSIST AGENCIES-A	Law Enforcement - Assist Other Agency	3.3	Ingleside	Port Aransas-PINS-Port Isabel-Port Aransas-Port Aransas	Ingleside	BEN BAKER
3/15/2020	N350PW	Gayler, Clint	LE.AIR ASSIST AGENCIES-A	Law Enforcement - Assist Other Agency	1.4	Ingleside		Austin	
3/27/2020	N350PW	Gayler, Clint	LE.AIR PENAL CODE ENF-L	Patrol	1.7	Austin		Austin	
4/6/2020	N350PW	Rose, Brandon	LE.AIR TRAINING INST-A	Training - Internal	1	Austin	Lockhart-Luling-Seguin-New Braunfels-San Marcos	Austin	
4/16/2020	N350PW	Havis, Dwayne	LE.AIR DIS TRAINING STU-A	Training - Internal	1.4	Austin	Smithville-Giddings-LaGrange-Smithville-Lockhart	Austin	
4/20/2020	N52854	Havis, Dwayne	LE.AIR TRAINING STUD-A	Training - Internal	1.9	Austin		Austin	
4/22/2020	N52854	Havis, Dwayne	LE.AIR OTHER PW CODE-A	Law Enforcement - Assist Other Agency	3.4	Austin	Victoria-Galveston	Austin	
4/23/2020	N52854	Havis, Dwayne	LE.AIR OTHER PW CODE-A	Law Enforcement - Assist Other Agency	4.1	Austin	San Antonio-Rockport-Galveston	Austin	
4/24/2020	N52854	Reed, Bryan	LE.AIR ASSIST AGENCIES-A	Logistics	3.2	Austin	Victoria-Galveston	Austin	
4/26/2020	N52854	Gayler, Clint	LE.AIR ASSIST AGENCIES-A	Medical	2.7	Austin	Alice-Beeville	Austin	
4/27/2020	N52854	Reed, Bryan	LE.AIR ASSIST AGENCIES-A	Logistics	2.7	Austin	Corpus Christi	Austin	
4/28/2020	N52854	Gayler, Clint	LE.AIR ASSIST AGENCIES-A	Medical	2.5	Austin	Corpus Christi	Austin	
5/1/2020	N350PW	Gayler, Clint	LE.AIR ASSIST AGENCIES-A	Law Enforcement - Assist Other Agency	1.5	Austin	La Grange	La Grange	ERIK NYGREN RANDY THUMANN
5/4/2020	N52854	Havis, Dwayne	LE.AIR OTHER PW CODE-A	Maintenance	0.9	Austin		Austin	SETH MONCURE
5/5/2020	N52854	Reed, Bryan	LE.AIR ASSIST AGENCIES-A	Logistics	4.8	Austin	Junction-San Antonio-Austin-Corpus Christi	Austin	

UNAUDITED

Texas Parks and Wildlife Department (802)
Schedule of Aircraft Operation (Continued)
 For the fiscal year ended August 31, 2020

AIRCRAFT TRAVEL LOG									
5/6/2020	N52854	Gayler, Clint	LE.AIR ASSIST AGENCIES-A	Medical	2.8	Austin	San Antonio-Corpus Christi	Austin	
5/7/2020	N52854	Havis, Dwayne	LE.AIR OTHER PW CODE-A	Law Enforcement - Assist Other Agency	3.3	Austin	Corpus Christi-San Antonio	Austin	
5/8/2020	N52854	Reed, Bryan	LE.AIR ASSIST AGENCIES-A	Logistics	2.2	Austin	San Antonio-Beeville	Austin	
5/9/2020	N52854	Gayler, Clint	LE.AIR ASSIST AGENCIES-A	Medical	2.8	Austin	San Antonio-Corpus Christi	Austin	
5/10/2020	N52854	Havis, Dwayne	LE.AIR OTHER PW CODE-A	Law Enforcement - Assist Other Agency	2.9	Austin	Corpus Christi-San Antonio	Austin	
5/11/2020	N52854	Reed, Bryan	LE.AIR ASSIST AGENCIES-A	Logistics	2.8	Austin	San Antonio-Corpus Christi	Austin	
5/13/2020	N52854	Gayler, Clint	LE.AIR ASSIST AGENCIES-A	Medical	2.4	Austin	Corpus Christi	Austin	JOEY HENDRIX
5/14/2020	N52854	Havis, Dwayne	LE.AIR OTHER PW CODE-A	Law Enforcement - Assist Other Agency	2.6	Austin	Corpus Christi	Austin	
5/15/2020	N52854	Reed, Bryan	LE.AIR ASSIST AGENCIES-A	Logistics	2.8	Austin	Corpus Christi	Austin	
5/16/2020	N52854	Gayler, Clint	LE.AIR ASSIST AGENCIES-A	Medical	2.4	Austin	Corpus Christi	Austin	
5/17/2020	N52854	Havis, Dwayne	LE.AIR OTHER PW CODE-A	Law Enforcement - Assist Other Agency	2.6	Austin	Corpus Christi	Austin	
5/18/2020	N52854	Reed, Bryan	LE.AIR ASSIST AGENCIES-A	Logistics	2.4	Austin	Corpus Christi	Austin	
5/19/2020	N52854	Gayler, Clint	LE.AIR ASSIST AGENCIES-A	Medical	2.6	Austin	Corpus Christi	Austin	
5/20/2020	N52854	Havis, Dwayne	LE.AIR OTHER PW CODE-A	Law Enforcement - Assist Other Agency	2.6	Austin	Corpus Christi	Austin	
5/21/2020	N52854	Gayler, Clint	LE.AIR TRAINING INST-A	Training - Internal	0.9	Austin	Lockhart	Austin	
5/21/2020	N52854	Reed, Bryan	LE.AIR TRAINING INST-A	Training - Internal	0.8	Austin		Austin	
5/21/2020	N52854	Reed, Bryan	LE.AIR ASSIST AGENCIES-A	Logistics	3	Austin	Nacogdoches	Austin	
5/22/2020	N350PW	Havis, Dwayne	LE.AIR OTHER PW CODE-A	Patrol	4.2	Austin	Austin	Austin	
5/23/2020	N350PW	Gayler, Clint	LE.AIR OTHER PW CODE-A	Law Enforcement - PW Code	3.9	Austin	Kerrville-Del Rio	Del Rio	ALLI HATTEN BLAKE SATTERFIELD
5/24/2020	N350PW	Reed, Bryan	LE.AIR OTHER PW CODE-A	Patrol	5	Austin	Granbury-San Marcos	Austin	JASON CAMPBELL
5/26/2020	N52854	Havis, Dwayne	LE.AIR OTHER PW CODE-A	Law Enforcement - Assist Other Agency	2.7	Austin	Corpus Christi	Austin	
5/28/2020	N350PW	Havis, Dwayne	LE.AIR OTHER PW CODE-A	Fire	1.3	Austin		Austin	
6/1/2020	N52854	Havis, Dwayne	LE.AIR PRONGHORN REG-A	Wildlife Survey	4.7	Austin	Lubbock	Lubbock	BANETT KZENNECKE SAM HARRYMAN MICHAEL HUMMERT JAMES GRESHAM JODY JAMES
6/2/2020	N350PW	Reed, Bryan	LE.AIR ASSIST AGENCIES-A	Law Enforcement - Assist Other Agency	2.7	Austin	Stephenville-Stephenville	Austin	
6/2/2020	N52854	Havis, Dwayne	LE.AIR OTHER PW CODE-A	Wildlife Survey	6.5	Lubbock		Lubbock	BANETT KOENNECKE SAM HARRYMAN
6/3/2020	N52854	Havis, Dwayne	LE.AIR OTHER PW CODE-A	Wildlife Survey	6.5	Lubbock	Lamesa-Lubbock	Lubbock	BANETT KOENNECKE SAM HARRYMAN
6/4/2020	N52854	Havis, Dwayne	LE.AIR OTHER PW CODE-A	Wildlife Survey	7.5	Lubbock	Denver City-Lubbock	Lubbock	BANETT KOENNECKE SAM HARRYMAN

UNAUDITED

Texas Parks and Wildlife Department (802)
Schedule of Aircraft Operation (Continued)
 For the fiscal year ended August 31, 2020

AIRCRAFT TRAVEL LOG									
6/5/2020	N52854	Havis, Dwayne	LE.AIR OTHER PW CODE-A	Wildlife Survey	3.9	Lubbock	Lubbock	Austin	BANETT KOENNECKE SAM HARRYMAN
6/5/2020	N350PW	Gayler, Clint	LE.AIR HELI SEARCH RESC-A	Search and Rescue	3.6	Austin	Wood Co-SRA	Austin	
6/5/2020	N52854	Havis, Dwayne	LE.AIR OTHER PW CODE-A	Maintenance	3.1	Austin	Mineola	Austin	DANNY MARTINEZ
6/12/2020	N52854	Havis, Dwayne	LE.AIR OTHER PW CODE-A	Maintenance	0.6	Austin		AUSTIN	
6/12/2020	N350PW	Reed, Bryan	LE.AIR TRAINING INST-A	Training - Internal	3.2	Austin	Austin-Austin-Austin	Austin	
6/12/2020	N350PW	Reed, Bryan	LE.AIR TRAINING INST-A	Training - Internal	1.3	Austin	San Marcos-San Marcos-Lockhart-San Marcos-New Braunfels-San Marcos-Lockhart	Austin	
6/16/2020	N350PW	Reed, Bryan	LE.AIR TRAINING INST-A	Training - External Agency	2	Austin	Smithville	Austin	
6/18/2020	N350PW	Gayler, Clint	LE.AIR TRAINING INST-A	Training - External Agency	1.9	Austin		Austin	
6/18/2020	N52854	Havis, Dwayne	LE.AIR OTHER PW CODE-A	Wildlife Survey	6.2	Austin	Dalhart	Dalhart	JAMES HOSKINS SAM HARRYMAN
6/18/2020	N350PW	Reed, Bryan	LE.AIR TRAINING INST-A	Training - Internal	1	Austin		Austin	
6/19/2020	N52854	Havis, Dwayne	LE.AIR OTHER PW CODE-A	Wildlife Survey	6	Dalhart	Dalhart	Dalhart	JAMES HOSKINS SAM HARRYMAN
6/20/2020	N52854	Havis, Dwayne	LE.AIR OTHER PW CODE-A	Wildlife Survey	6.8	Dalhart	Dalhart	Dalhart	JAMES HOSKINS SAM HARRYMAN
6/21/2020	N52854	Havis, Dwayne	LE.AIR OTHER PW CODE-A	Wildlife Survey	7.2	Dalhart	Dalhart	Austin	JAMES HOSKINS SAM HARRYMAN
6/21/2020	N52854	Rose, Brandon	LE.AIR PRONGHORN REG-A	Wildlife Survey	2.2	Austin		Lubbock	
6/22/2020	N52854	Rose, Brandon	LE.AIR PRONGHORN REG-A	Wildlife Survey	3.2	Lubbock	Dalhart-Dumas	Dalhart	JAMES HOSKINS BARRETT
6/23/2020	N52854	Rose, Brandon	LE.AIR PRONGHORN REG-A	Wildlife Survey	8.1	Dalhart	Dalhart-Dalhart	Dalhart	JAMES HOSKINS BARRETT SASHA
6/24/2020	N52854	Rose, Brandon	LE.AIR TRANSPORT-A	Executive Transport	6.4	Dalhart	Lubbock-Austin	Dalhart	QUINT BALKCOM JAMES HOSKINS SASHA
6/25/2020	N52854	Rose, Brandon	LE.AIR PRONGHORN REG-A	Wildlife Survey	8	Dalhart	Dalhart-Dalhart	Dalhart	JAMES HOSKINS LUCAS CAMPOS TASHA ARIAS
6/26/2020	N52854	Rose, Brandon	LE.AIR PRONGHORN REG-A	Wildlife Survey	7.8	Dalhart	Dalhart-Dalhart	Austin	JAMES HOSKINS LUCAS CAMPOS
6/28/2020	N52854	Gayler, Clint	LE.AIR PRONGHORN REG-A	Wildlife Survey	7.1	Austin	Dalhart	Dalhart	JAMES HOSKINS DANA WRIGHT
6/29/2020	N350PW	Reed, Bryan	LE.AIR MAINT AIRCRAFT-L	Maintenance	0.3	Austin		Austin	RON SCHMIDT
6/29/2020	N52854	Gayler, Clint	LE.AIR PRONGHORN REG-A	Wildlife Survey	8.9	Dalhart	Dumas-Dalhart	Austin	JAMES HOSKINS STEWART ROGERS
6/30/2020	N350PW	Gayler, Clint	LE.AIR MAINT AIRCRAFT-L	Maintenance	0.8	Austin	Austin	Austin	
7/2/2020	N350PW	Havis, Dwayne	LE.AIR OTHER PW CODE-A	Maintenance	0.6	Austin		Austin	
7/3/2020	N350PW	Havis, Dwayne	LE.AIR OTHER PW CODE-A	Patrol	2.3	Austin	Austin	Austin	
7/4/2020	N350PW	Reed, Bryan	LE.AIR OTHER PW CODE-A	Patrol	2.2	Austin		Austin	
7/5/2020	N350PW	Gayler, Clint	LE.AIR OTHER PW CODE-A	Patrol	2.1	Austin		Austin	

UNAUDITED

Texas Parks and Wildlife Department (802)
Schedule of Aircraft Operation (Continued)
 For the fiscal year ended August 31, 2020

AIRCRAFT TRAVEL LOG									
7/8/2020	N350PW	Gayler, Clint	LE.AIR MAINT AIRCRAFT-L	Maintenance	0.8	Austin	Austin	Austin	
7/9/2020	N350PW	Reed, Bryan	LE.AIR MAINT AIRCRAFT-L	Maintenance	0.8	Austin	Austin	Austin	JIM HAMMONDS
7/10/2020	N350PW	Havis, Dwayne	LE.AIR OTHER PW CODE-A	Training - Internal	0.6	Austin		Austin	
7/13/2020	N350PW	Gayler, Clint	LE.AIR MAINT AIRCRAFT-L	Maintenance	1.8	Austin		Austin	
7/16/2020	N350PW	Reed, Bryan	LE.AIR MAINT AIRCRAFT-L	Maintenance	0.8	Austin		Austin	ROY GOAD
7/17/2020	N350PW	Havis, Dwayne	LE.AIR OTHER PW CODE-A	Maintenance	2.2	Austin	Austin	Austin	ROY GOAD TIM WELHAM
7/20/2020	N350PW	Havis, Dwayne	LE.AIR OTHER PW CODE-A	Maintenance	1	Austin		Austin	ROY GOAD
7/21/2020	N350PW	Havis, Dwayne	LE.AIR OTHER PW CODE-A	Maintenance	0.8	Austin		Austin	ROY GOAD
7/23/2020	N350PW	Reed, Bryan	LE.AIR MAINT AIRCRAFT-L	Maintenance	0.6	Austin		Austin	
7/28/2020	N52854	Havis, Dwayne	LE.AIR OTHER PW CODE-A	Surveillance	2.6	Austin	Rocksprings-Rocksprings	Austin	BLAKE SATTERFIELD
7/28/2020	N350PW	Reed, Bryan	LE.AIR ASSIST AGENCIES-A	Law Enforcement - Assist Other Agency	3.5	Austin	Tomball-Brenham	Austin	CHRISTIAN EUBANKS TREY THUMANN
7/29/2020	N350PW	Rose, Brandon	LE.AIR TRAINING INST-A	Training - Internal	2.2	Austin	Austin	Austin	PHILLIP
7/31/2020	N350PW	Reed, Bryan	LE.AIR ASSIST AGENCIES-A	Law Enforcement Pursuit	2	Austin		Austin	
8/7/2020	N350PW	Havis, Dwayne	LE.AIR OTHER PW CODE-A	Patrol	3.1	Austin	Fredricksburg-Fredricksburg	Austin	TOMMY JOHNSON DUSTIN FLEMING
8/9/2020	N350PW	Havis, Dwayne	LE.AIR HELI SEARCH RESC-A	Search and Rescue	2	Alpine	BlackGapWMA-Crash Site-BlackGapWMA-Crash Site-BlackGapWMA	Alpine	JOE DENHAM
8/10/2020	N350PW	Havis, Dwayne	LE.AIR HELI SEARCH RESC-A	Search and Rescue	3	Alpine	Ozona	Austin	
8/17/2020	N350PW	Havis, Dwayne	LE.AIR OTHER PW CODE-A	Law Enforcement - PW Code	7	Austin	Anahuac-Stowell-Beaumont-Beaumont	Austin	RANDY BUTTON JON WARNER
8/18/2020	N52854	Havis, Dwayne	LE.AIR OTHER PW CODE-A	Law Enforcement - PW Code	5.2	Austin	Lubbock-Kerrville	Austin	
8/19/2020	N350PW	Havis, Dwayne	LE.AIR OTHER PW CODE-A	Law Enforcement - PW Code	7.3	Austin	Baytown-Anahuac-Baytown-Beaumont	Austin	RANDY BUTTON JON WARNER
8/21/2020	N350PW	Reed, Bryan	LE.AIR ASSIST AGENCIES-A	Surveillance	0.4	Austin		Austin	
8/25/2020	N350PW	Gayler, Clint	LE.AIR HELI SEARCH RESC-A	Search and Rescue	1.2	Austin		Houston	
8/27/2020	N350PW	Gayler, Clint	LE.AIR HELI SEARCH RESC-A	Search and Rescue	3.5	Houston	Beaumont-Houston-Wharton-Beaumont	Austin	
8/28/2020	N52854	Reed, Bryan	LE.AIR TRAINING INST-A	Training - Internal	0.6	Austin		Austin	
8/28/2020	N350PW	Reed, Bryan	LE.AIR TRAINING INST-A	Training - Internal	1.1	Austin	San Marcos-Lockhart-San Marcos-Lockhart-San Marcos	Austin	
10/10/2019	N350PW	Gayler, Clint	LE.AIR TRAINING INST-A	Training - Internal	1.1	Austin	Lockhart-New Braunfels-Seguin-Luling-Lockhart	Austin	RON SCHMIDT
10/13/2019	N350PW	Reed, Bryan	LE.AIR ASSIST AGENCIES-A	Law Enforcement - Assist Other Agency	2	Edinburg		Edinburg	

UNAUDITED

Texas Parks and Wildlife Department (802)
Schedule of Aircraft Operation (Concluded)
 For the fiscal year ended August 31, 2020

AIRCRAFT TRAVEL LOG									
1/20/2020	N350PW	Gayler, Clint	LE.AIR PENAL CODE ENF-L	Law Enforcement - Non PW Code	8	Austin	Ozona-Alpine-Big Bend State Park-Presidio-Ozona	Austin	ERIK NYGREN
2/27/2020	N350PW	Gayler, Clint	LE.BSP BORDER SECURITY-A	Surveillance	4.2	Austin	Ozona-Alpine-Black Gap-Black Gap	Alpine	ERIK NYGREN
5/1/2020	N350PW	Gayler, Clint	LE.AIR TRAINING INST-A	Training - Internal	1.3	La Grange	Giddings-Smithville-La Grange-Luling-Lockhart	Austin	ERIK NYGREN RANDY THUMANN
5/23/2020	N350PW	Gayler, Clint	LE.AIR OTHER PW CODE-A	Law Enforcement - PW Code	2.5	Del Rio	Garner State Park-Nueces River-Nueces River-Garner State Park-Kerrville	Austin	ALLI HATTEN BLAKE SATTERFIELD
6/24/2020	N52854	Rose, Brandon	LE.AIR PRONGHORN REG-A	Wildlife Survey	1.5	DALHART	Lockhart-San Marcos-New Braunfels-San Marcos-Lockhart-Austin	DALHART	QUINT BALKCOM JAMES HOSKINS SASHA
6/30/2020	N350PW	Gayler, Clint	LE.AIR TRAINING INST-A	Training - Internal	1.1	Austin	Lockhart-Luling-Seguin-New Braunfels-San Marcos	Austin	PHILLIP
7/29/2020	N350PW	Rose, Brandon	LE.AIR TRAINING STUD-A	Training - Internal	1.2	Austin	Marfa-Alpine-Marfa-Alpine-Marfa	Alpine	ERIK NYGREN
2/27/2020	N350PW	Gayler, Clint	LE.AIR TRAINING INST-A	Training - Internal	1.2	Alpine			
				Total Time	592.7				

UNAUDITED

Texas Parks and Wildlife Department (802)
Schedule of Itemized Purchases
 For the fiscal year ended August 31, 2020

PURCHASE DESCRIPTION	PURCHASE AMOUNT	VENDOR NAME	JUSTIFICATION FOR PROPRIETARY PURCHASE
Service contract for automated pipettor system for use in the genetics lab at the Perry R. Bass MFRS.	\$5,577.00	BIO TEK INSTRUMENTS INC	Bio Tek Instruments, Inc is the sole provider of authorized, factory trained, certified services for this equipment. Bio Tek Instruments, Inc. is the only authorized source of the replacement parts required for equipment maintenance and repairs.
Web-based Advertising of State Parks on TourTexas.com	\$7,911.00	AJR PUBLISHING LLC DBA TOURTEXAS.COM	AJR media group is the sole source of the www.TourTexas.com website and as such is the sole entity capable of creating and/or hosting pages on this web domain. State Parks maintains a single page listing on TourTexas.com, promoting the state park system as a whole.
Maintenance agreement for the ABI 3500 Genetic Analyzer	\$10,620.00	LIFE TECHNOLOGIES CORPORATION	Life Technologies is used by the genetics staff at Perry R. Bass to generate DNA sequences for multiple projects in our genetics lab using our DNA sequencer. Because of the unique chemistry involved in the sequencing reaction that is designed for our specific sequencer, no other company is able to provide a service contract to maintain and repair equipment provided by Life Technologies (same entity as Applied Biosystems/ThermoFisher Scientific).
Court reporting document repository - Bastrop Fire Cases	\$55,541.17	VERITEXT LLC	Veritext is the document repository for all rounds of litigation related to Bastrop Fire Cases. Having all legal documents in one repository is the most effective and cost efficient method to ensure that complete and accurate information is available during legal proceedings.
Inspection, maintenance and repair services for aircraft night vision device (NVD)	\$20,660.40	NIGHT FLIGHT CONCEPTS INC	Night Flight Concepts, Inc. is the only company authorized to provide FAA Airworthy Release Certificates and Certificates of Airworthiness on all FAA approved and accepted NVD systems.
Predictive Software Maintenance	\$8,099.60	TELEMATE NET SOFTWARE LLC	Telemate's Predictive UC Analytics is to the best of our knowledge the only software package that will work with TPWD's legacy phone systems and current Cisco Call Manager. The software also provides remote download of phone billing information from DIR.
Radio Tower Space Lease	\$1,722.50	D AND D TELECOMMUNICATIONS PROPERTIES LLC	The tower location and antenna height provides essential radio communication capabilities within the region. Disruption of services and additional cost would be incurred with the removal and relocation of agency equipment if awarded to a new contractor.
Radio Tower Space Lease	\$1,000.00	CROSSROAD COMMUNICATIONS	The tower location and antenna height provides essential radio communication capabilities within the region. Disruption of services and additional cost would be incurred with the removal and relocation of agency equipment if awarded to a new contractor.
Radio Tower Space Lease	\$740.00	EAST TEXAS BROADCASTING	The tower location and antenna height provides essential radio communication capabilities within the region. Disruption of services and additional cost would be incurred with the removal and relocation of agency equipment if awarded to a new contractor.
Billboard Rentals for Edroy, TX and Rockport, TX.	\$4,724.00	COOPER OUTDOOR ADVERTISING INC	Cooper Outdoor Advertising uniquely meets the needs we require. Billboard rental is unique to location of the billboard. Each company has their billboards they rent in specific locations and cost based on the vehicle traffic for that particular location. Sign rentals are located near navigable waters or boat ramps where seagrass is plentiful and awareness is needed and has potential to reach a larger number of boaters. The bill boards are rented during high boating season to remind everyone of the seagrass restrictions.

UNAUDITED

Texas Parks and Wildlife Department (802)
Schedule of Itemized Purchases (Concluded)
 For the fiscal year ended August 31, 2020

PURCHASE DESCRIPTION	PURCHASE AMOUNT	VENDOR NAME	JUSTIFICATION FOR PROPRIETARY PURCHASE
Billboard Rental, Galveston, TX	\$9,350.00	OUTFRONT MEDIA INC	Outfront Media uniquely meets the needs we require. Billboard rental is unique to location of the billboard. Each company has their billboards they rent in specific locations and cost based on the vehicle traffic for that particular location. Sign rentals are located near navigable waters or boat ramps where seagrass is plentiful and awareness is needed and has potential to reach a larger number of boaters. The bill boards are rented during high boating season to remind everyone of the seagrass restrictions.
Billboard Rental in Cameron County, TX	\$5,622.00	LAMAR COMPANIES	Lamar Companies uniquely meets the needs we require. Billboard rental is unique to location of the billboard. Each company has their billboards they rent in specific locations and cost based on the vehicle traffic for that particular location. Sign rentals are located near navigable waters or boat ramps where seagrass is plentiful and awareness is needed and has potential to reach a larger number of boaters. The bill boards are rented during high boating season to remind everyone of the seagrass restrictions.
Sunshine Bass fry required to augment hatchery production as a result of reduced operations associated with the COVID-19 pandemic.	\$20,000.00	KEO FISH FARMS	Keo Fish Farms is the only vendor capable of providing bass fry within the specified timeline and within reasonable driving distance to facilitate pick-up and distribution by TPWD staff.
Maintenance agreement for the 3500 Genetic Analyzer - AB Assurance renewal	\$11,109.96	LIFE TECHNOLOGIES CORPORATION	Life Technologies is used by the genetics staff at Perry R. Bass to generate DNA sequences for multiple projects in our genetics lab using our DNA sequencer. Because of the unique chemistry involved in the sequencing reaction that is designed for our specific sequencer, no other company is able to provide a service contract to maintain and repair equipment provided by Life Technologies (same entity as Applied Biosystems/ThermoFisher Scientific).
Land Lease for TPWD Tower - Fort Stockton	\$2,000.00	LONGFELLOW RANCH PARTNERS LP	TPWD Radio Tower has been located on Longfellow Ranch Partners LP property since 1980. The tower location and height provide essential radio communication capabilities within the region. Removal and re-erection of tower at a new site and any costs associated with an environmental impact study would be cost prohibitive.
Radio Tower Space Lease - Cedar Hill	\$1,200.00	CLARK PARKERVILLE LP	The tower location and antenna height provides essential radio communication capabilities within the region. Disruption of services and additional cost would be incurred with the removal and relocation of agency equipment if awarded to a new contractor.

Texas Parks and Wildlife Department (802)
 HUB Strategic Plan Progress Form
 For the fiscal year ended August 31, 2020

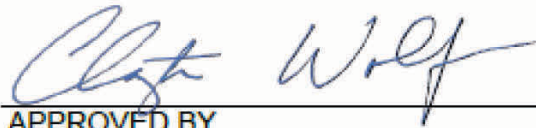
Category	Actual for FY 19 *	Actual for FY 20*	Goal for FY 21**
Heavy construction other than building contracts	37.82%	23.78%	11.20%
Building construction, including general contractors and operative builders contracts	24.75%	24.29%	21.10%
Special trade construction contracts	23.14%	47.65%	32.90%
Professional services contracts	53.91%	8.73%	23.70%
Other services contracts	8.83%	12.04%	11.99%
Commodities contracts	27.44%	26.78%	21.10%

* Actual = Percent spent with HUBS from HUB report.

** Goal = Strategic Plan HUB goal.

Tammy Dunham

Prepared By



APPROVED BY

Tammy Dunham

Printed Name

Clayton Wolf

Printed Name

(512) 389-4752

Phone Number

(512) 389-8558

Phone Number

Texas Parks and Wildlife Department (802)

Appropriation Item Transfer Schedule*

For the fiscal year ended August 31, 2020

ITEM OF APPROPRIATION			TRANSFERS IN	TRANSFERS OUT	NET TRANSFERS
A. Goal: Conserve Natural Resources					
Strategies:					
A.1.1	13020	WILDLIFE CONSERVATION	\$ 1,321,598.76	\$ (1,826,413.58)	\$ (504,814.82)
A.1.1	26009	WILDLIFE CONSERVATION	32,900.00	-	32,900.00
A.1.1	26033	WILDLIFE CONSERVATION	490,750.00	-	490,750.00
A.1.1	55004	WILDLIFE CONSERVATION	(8,762.81)	(117,209.40)	(125,972.21)
A.1.1	55006	WILDLIFE CONSERVATION	159,536.97	-	159,536.97
A.1.1	56003	WILDLIFE CONSERVATION	409,161.00	-	409,161.00
A.1.1	56004	WILDLIFE CONSERVATION	250,000.00	-	250,000.00
A.1.2	13021	TECHNICAL GUIDANCE	558,777.48	(7,966.72)	550,810.76
A.1.3	13022	HUNTING AND WILDLIFE RECREATION	150,000.00	(490,264.03)	(340,264.03)
A.2.1	13023	INLAND FISHERIES MANAGEMENT	588,701.01	(4,102,002.70)	(3,513,301.69)
A.2.1	26029	INLAND FISHERIES MANAGEMENT	3,566,900.00	-	3,566,900.00
A.2.1	26033	INLAND FISHERIES MANAGEMENT	128,550.00	-	128,550.00
A.2.1	55004	INLAND FISHERIES MANAGEMENT	(4,696.41)	-	(4,696.41)
A.2.1	55006	INLAND FISHERIES MANAGEMENT	(1,250.89)	-	(1,250.89)
A.2.1	56003	INLAND FISHERIES MANAGEMENT	380,000.00	-	380,000.00
A.2.1	56004	INLAND FISHERIES MANAGEMENT	62,500.00	-	62,500.00
A.2.2	13024	INLAND HATCHERIES OPERATIONS	-	(1,005,243.01)	(1,005,243.01)
A.2.2	26009	INLAND HATCHERIES OPERATIONS	27,400.00	-	27,400.00
A.2.2	56003	INLAND HATCHERIES OPERATIONS	169,788.00	-	169,788.00
A.2.2	56004	INLAND HATCHERIES OPERATIONS	219,354.00	-	219,354.00
A.2.3	13025	COASTAL FISHERIES MANAGEMENT	125,161.00	(953,092.86)	(827,931.86)
A.2.3	25801	COASTAL FISHERIES MANAGEMENT	-	(56,281.87)	(56,281.87)
A.2.3	26027	COASTAL FISHERIES MANAGEMENT	629,942.00	-	629,942.00
A.2.3	26029	COASTAL FISHERIES MANAGEMENT	55,600.00	-	55,600.00
A.2.3	26033	COASTAL FISHERIES MANAGEMENT	70,800.00	-	70,800.00
A.2.3	55004	COASTAL FISHERIES MANAGEMENT	(8,744.73)	-	(8,744.73)
A.2.3	55006	COASTAL FISHERIES MANAGEMENT	(2,848.80)	-	(2,848.80)
A.2.3	56003	COASTAL FISHERIES MANAGEMENT	143,285.00	-	143,285.00
A.2.3	56004	COASTAL FISHERIES MANAGEMENT	57,532.00	-	57,532.00
A.2.4	13026	COASTAL HATCHERIES OPERATIONS	-	(207,261.00)	(207,261.00)
A.2.4	26009	COASTAL HATCHERIES OPERATIONS	7,200.00	-	7,200.00
A.2.4	26010	COASTAL HATCHERIES OPERATIONS	74,900.00	-	74,900.00
	Total, Goal A: Conserve Natural Resources		\$ 9,654,033.58	\$ (8,765,735.17)	\$ 888,298.41
B. Goal: Access to State and Local Parks					
Strategies:					
B.1.1	13028	STATE PARK OPERATIONS	\$ 869,296.14	\$ (6,558,673.60)	\$ (5,689,377.46)
B.1.1	26019	STATE PARK OPERATIONS	500,000.00	-	500,000.00
B.1.1	26033	STATE PARK OPERATIONS	341,700.00	-	341,700.00
B.1.1	26858	STATE PARK OPERATIONS	1,300,000.00	-	1,300,000.00
B.1.1	55004	STATE PARK OPERATIONS	867,540.42	-	867,540.42
B.1.1	55005	STATE PARK OPERATIONS	168,249.56	-	168,249.56
B.1.1	56003	STATE PARK OPERATIONS	1,789,705.74	-	1,789,705.74
B.1.1	56004	STATE PARK OPERATIONS	749,089.00	-	749,089.00
B.1.2	13029	PARKS MINOR REPAIR PROGRAM	17,473.60	(4,314,800.00)	(4,297,326.40)
B.1.2	55001	PARKS MINOR REPAIR PROGRAM	397,902.33	-	397,902.33
B.1.2	56001	PARKS MINOR REPAIR PROGRAM	4,289,800.00	-	4,289,800.00
B.1.3	13030	PARKS SUPPORT	22,343.16	-	22,343.16
B.2.1	13031	LOCAL PARK GRANTS	600.50	(33,159,318.33)	(33,158,717.83)
B.2.1	25008	LOCAL PARK GRANTS	12,732,044.21	-	12,732,044.21
B.2.1	26008	LOCAL PARK GRANTS	11,807,341.00	-	11,807,341.00
B.2.1	26037	LOCAL PARK GRANTS	11,000,000.00	-	11,000,000.00
B.2.2	13032	BOATING ACCESS AND OTHER GRANTS	-	(9,666,827.38)	(9,666,827.38)

Texas Parks and Wildlife Department (802)

Appropriation Item Transfer Schedule*

For the fiscal year ended August 31, 2020

ITEM OF APPROPRIATION			TRANSFERS IN	TRANSFERS OUT	NET TRANSFERS
B.2.2	26008	BOATING ACCESS AND OTHER GRANTS	6,454,485.00	-	6,454,485.00
B.2.2	26025	BOATING ACCESS AND OTHER GRANTS	329,000.00	-	329,000.00
B.2.2	26038	BOATING ACCESS AND OTHER GRANTS	500,000.00	-	500,000.00
Total, Goal B: Access to State and Local Parks			\$ 54,136,570.66	\$ (53,699,619.31)	\$ 436,951.35
C. Goal: Increase Awareness and Compliance					
Strategies:					
C.1.1	13033	ENFORCEMENT PROGRAMS	\$ 68,386.24	\$ (8,763,240.53)	\$ (8,694,854.29)
C.1.1	26036	ENFORCEMENT PROGRAMS	250,000.00	-	250,000.00
C.1.1	55004	ENFORCEMENT PROGRAMS	699,284.13	-	699,284.13
C.1.1	55006	ENFORCEMENT PROGRAMS	4,734.23	-	4,734.23
C.1.1	56003	ENFORCEMENT PROGRAMS	4,823,658.00	-	4,823,658.00
C.1.1	56004	ENFORCEMENT PROGRAMS	1,096,000.00	-	1,096,000.00
C.1.2	13034	TEXAS GAME WARDEN TRAINING CENTER	100,000.00	(241,587.00)	(141,587.00)
C.1.2	26009	TEXAS GAME WARDEN TRAINING CENTER	3,200.00	-	3,200.00
C.1.2	26021	TEXAS GAME WARDEN TRAINING CENTER	39,400.00	-	39,400.00
C.1.3	13035	LAW ENFORCEMENT SUPPORT	522,459.75	-	522,459.75
C.2.1	13039	OUTREACH AND EDUCATION	(79,790.86)	-	(79,790.86)
C.2.2	13038	PROVIDE COMMUNICATION PRODUCTS	14,908.94	(149,288.24)	(134,379.30)
C.2.2	26033	PROVIDE COMMUNICATION PRODUCTS	49,000.00	-	49,000.00
C.2.2	55004	PROVIDE COMMUNICATION PRODUCTS	(2,978.26)	-	(2,978.26)
C.2.2	55007	PROVIDE COMMUNICATION PRODUCTS	(192.50)	-	(192.50)
C.2.2	56003	PROVIDE COMMUNICATION PRODUCTS	17,959.00	-	17,959.00
C.2.2	56004	PROVIDE COMMUNICATION PRODUCTS	15,500.00	-	15,500.00
C.3.1	13040	LICENSE ISSUANCE	36,445.26	(6,727,743.00)	(6,691,297.74)
C.3.1	26011	LICENSE ISSUANCE	6,707,743.00	-	6,707,743.00
C.3.2	13041	BOAT REGISTRATION AND TITLING	64,661.80	(244,957.00)	(180,295.20)
C.3.2	26011	BOAT REGISTRATION AND TITLING	244,957.00	-	244,957.00
Total, Goal C: Increase Awareness and Compliance			\$ 14,675,335.73	\$ (16,126,815.77)	\$ (1,451,480.04)
D. Goal: Manage Capital Programs					
Strategies:					
D.1.1	13042	IMPROVEMENTS AND MAJOR REPAIRS	\$ (11,250.73)	\$ (84,755,514.40)	\$ (84,766,765.13)
D.1.1	25013	IMPROVEMENTS AND MAJOR REPAIRS	56,281.87	-	56,281.87
D.1.1	26858	IMPROVEMENTS AND MAJOR REPAIRS	700,000.00	-	700,000.00
D.1.1	45001	IMPROVEMENTS AND MAJOR REPAIRS	97,447.04	-	97,447.04
D.1.1	45002	IMPROVEMENTS AND MAJOR REPAIRS	5,586.36	-	5,586.36
D.1.1	46001	IMPROVEMENTS AND MAJOR REPAIRS	18,868,011.00	-	18,868,011.00
D.1.1	46002	IMPROVEMENTS AND MAJOR REPAIRS	53,274,731.00	(700,000.00)	52,574,731.00
D.1.1	46003	IMPROVEMENTS AND MAJOR REPAIRS	12,500,000.00	-	12,500,000.00
D.1.1	56005	IMPROVEMENTS AND MAJOR REPAIRS	69,739.00	-	69,739.00
D.1.2	13043	LAND ACQUISITION	108,844.55	-	108,844.55
D.1.3	13044	INFRASTRUCTURE ADMINISTRATION	10,000.00	(1,041,741.58)	(1,031,741.58)
D.1.3	55004	INFRASTRUCTURE ADMINISTRATION	(1,402.50)	-	(1,402.50)
D.1.3	56003	INFRASTRUCTURE ADMINISTRATION	201,788.00	-	201,788.00
Total, Goal D: Manage Capital Programs			\$ 85,879,775.59	\$ (86,497,255.98)	\$ (617,480.39)
E. Goal: Indirect Administration					
Strategies:					
E.1.1	13800	CENTRAL ADMINISTRATION	\$ 400,070.26	\$ (1,343,721.19)	\$ (943,650.93)
E.1.1	56007	CENTRAL ADMINISTRATION	854,213.00	-	854,213.00
E.1.2	13801	INFORMATION RESOURCES	709,880.29	(7,464,431.85)	(6,754,551.56)
E.1.2	55002	INFORMATION RESOURCES	23,764.33	-	23,764.33
E.1.2	55003	INFORMATION RESOURCES	115,694.42	-	115,694.42
E.1.2	55150	INFORMATION RESOURCES	26,756.13	-	26,756.13
E.1.2	56002	INFORMATION RESOURCES	2,078,046.00	-	2,078,046.00

UNAUDITED

Texas Parks and Wildlife Department (802)**Appropriation Item Transfer Schedule***

For the fiscal year ended August 31, 2020

ITEM OF APPROPRIATION			TRANSFERS IN	TRANSFERS OUT	NET TRANSFERS
E.1.2	56007	INFORMATION RESOURCES	673,617.00	-	673,617.00
E.1.2	56150	INFORMATION RESOURCES	4,622,193.00	-	4,622,193.00
E.1.3	13802	OTHER SUPPORT SERVICES	326,155.13	(278,525.85)	47,629.28
Total, Goal E: Indirect Administration			\$ 9,830,389.56	\$ (9,086,678.89)	\$ 743,710.67
NET APPROPRIATION ITEM TRANSFERS			\$ 174,176,105.12	\$ (174,176,105.12)	\$ (0.00)

* This schedule does not include Benefit Replacement Pay (BRP), Fringe Benefits, Salary Increase or Rider Reduction transfers.

UNAUDITED

Texas Parks and Wildlife Department (802)
Schedule of Vehicles Purchased (Continued)
 For the fiscal year ended August 31, 2020

DESCRIPTION	PURCHASE PRICE	Type of Use	FUEL EFFICIENCY	FUEL EFFICIENCY
			TOWN	HIGHWAY
2020 CHEVROLET TRAIL BOSS 4X4	\$50,991.10	USED FOR OFFICIAL LAW ENFORCEMENT PURPOSES FOR THE AGENCY	14	18.00
2020 CHEVROLET TRAIL BOSS 4X4	\$44,990.00	USED FOR OFFICIAL LAW ENFORCEMENT PURPOSES FOR THE AGENCY	14	18.00
2020 CHEVROLET TRAIL BOSS 4X4	\$50,991.10	USED FOR OFFICIAL LAW ENFORCEMENT PURPOSES FOR THE AGENCY	14	18.00
2020 CHEVROLET TRAIL BOSS 4X4	\$50,991.10	USED FOR OFFICIAL LAW ENFORCEMENT PURPOSES FOR THE AGENCY	14	18.00
2020 CHEVROLET TRAIL BOSS 4X4	\$50,991.10	USED FOR OFFICIAL LAW ENFORCEMENT PURPOSES FOR THE AGENCY	14	18.00
2020 CHEVROLET TRAIL BOSS 4X4	\$33,774.95	USED FOR OFFICIAL LAW ENFORCEMENT PURPOSES FOR THE AGENCY	14	18.00
2020 CHEVROLET TRAIL BOSS 4X4	\$33,774.95	USED FOR OFFICIAL LAW ENFORCEMENT PURPOSES FOR THE AGENCY	14	18.00
2020 CHEVROLET TRAIL BOSS 4X4	\$33,774.95	USED FOR OFFICIAL LAW ENFORCEMENT PURPOSES FOR THE AGENCY	14	18.00
2020 CHEVROLET TRAIL BOSS 4X4	\$39,101.35	USED FOR OFFICIAL LAW ENFORCEMENT PURPOSES FOR THE AGENCY	14	18.00
2020 CHEVROLET TRAIL BOSS 4X4	\$39,101.35	USED FOR OFFICIAL LAW ENFORCEMENT PURPOSES FOR THE AGENCY	14	18.00
2020 CHEVROLET TRAIL BOSS 4X4	\$33,774.95	USED FOR OFFICIAL LAW ENFORCEMENT PURPOSES FOR THE AGENCY	14	18.00
2020 CHEVROLET TRAIL BOSS 4X4	\$33,774.95	USED FOR OFFICIAL LAW ENFORCEMENT PURPOSES FOR THE AGENCY	14	18.00
2020 CHEVROLET TRAIL BOSS 4X4	\$40,205.95	USED FOR OFFICIAL LAW ENFORCEMENT PURPOSES FOR THE AGENCY	14	18.00
2020 CHEVROLET TRAIL BOSS 4X4	\$33,774.95	USED FOR OFFICIAL LAW ENFORCEMENT PURPOSES FOR THE AGENCY	14	18.00
2020 CHEVROLET TRAIL BOSS 4X4	\$44,067.95	USED FOR OFFICIAL LAW ENFORCEMENT PURPOSES FOR THE AGENCY	14	18.00
2020 CHEVROLET TRAIL BOSS 4X4	\$44,067.95	USED FOR OFFICIAL LAW ENFORCEMENT PURPOSES FOR THE AGENCY	14	18.00
2020 CHEVROLET TRAIL BOSS 4X4	\$44,067.00	USED FOR OFFICIAL LAW ENFORCEMENT PURPOSES FOR THE AGENCY	14	18.00
2020 CHEVROLET TRAIL BOSS 4X4	\$44,067.95	USED FOR OFFICIAL LAW ENFORCEMENT PURPOSES FOR THE AGENCY	14	18.00
2020 CHEVROLET TRAIL BOSS 4X4	\$44,067.95	USED FOR OFFICIAL LAW ENFORCEMENT PURPOSES FOR THE AGENCY	14	18.00
2020 CHEVROLET TRAIL BOSS 4X4	\$44,067.95	USED FOR OFFICIAL LAW ENFORCEMENT PURPOSES FOR THE AGENCY	14	18.00
2020 CHEVROLET TRAIL BOSS 4X4	\$44,067.95	USED FOR OFFICIAL LAW ENFORCEMENT PURPOSES FOR THE AGENCY	14	18.00
2020 CHEVROLET TRAIL BOSS 4X4	\$44,067.95	USED FOR OFFICIAL LAW ENFORCEMENT PURPOSES FOR THE AGENCY	14	18.00
2020 CHEVROLET TRAIL BOSS 4X4	\$44,067.95	USED FOR OFFICIAL LAW ENFORCEMENT PURPOSES FOR THE AGENCY	14	18.00
2020 CHEVROLET TRAIL BOSS 4X4	\$44,067.95	USED FOR OFFICIAL LAW ENFORCEMENT PURPOSES FOR THE AGENCY	14	18.00
2020 CHEVROLET TRAIL BOSS 4X4	\$44,067.95	USED FOR OFFICIAL LAW ENFORCEMENT PURPOSES FOR THE AGENCY	14	18.00
2020 CHEVROLET TRAIL BOSS 4X4	\$44,067.95	USED FOR OFFICIAL LAW ENFORCEMENT PURPOSES FOR THE AGENCY	14	18.00
2020 CHEVROLET TRAIL BOSS 4X4	\$44,067.95	USED FOR OFFICIAL LAW ENFORCEMENT PURPOSES FOR THE AGENCY	14	18.00
2020 CHEVROLET TRAIL BOSS 4X4	\$44,067.95	USED FOR OFFICIAL LAW ENFORCEMENT PURPOSES FOR THE AGENCY	14	18.00
2020 CHEVROLET TRAIL BOSS 4X4	\$44,067.95	USED FOR OFFICIAL LAW ENFORCEMENT PURPOSES FOR THE AGENCY	14	18.00
2020 CHEVROLET TRAIL BOSS 4X4	\$44,067.95	USED FOR OFFICIAL LAW ENFORCEMENT PURPOSES FOR THE AGENCY	14	18.00
2020 CHEVROLET TRAIL BOSS 4X4	\$44,067.95	USED FOR OFFICIAL LAW ENFORCEMENT PURPOSES FOR THE AGENCY	14	18.00
2020 CHEVROLET TRAIL BOSS 4X4	\$44,067.95	USED FOR OFFICIAL LAW ENFORCEMENT PURPOSES FOR THE AGENCY	14	18.00
2020 CHEVROLET TRAIL BOSS 4X4	\$44,067.95	USED FOR OFFICIAL LAW ENFORCEMENT PURPOSES FOR THE AGENCY	14	18.00
2020 CHEVROLET TRAIL BOSS 4X4	\$44,067.95	USED FOR OFFICIAL LAW ENFORCEMENT PURPOSES FOR THE AGENCY	14	18.00
2020 CHEVROLET TRAIL BOSS 4X4	\$44,067.95	USED FOR OFFICIAL LAW ENFORCEMENT PURPOSES FOR THE AGENCY	14	18.00
2020 CHEVROLET TRAIL BOSS 4X4	\$44,067.95	USED FOR OFFICIAL LAW ENFORCEMENT PURPOSES FOR THE AGENCY	14	18.00
2020 CHEVROLET TRAIL BOSS 4X4	\$44,067.95	USED FOR OFFICIAL LAW ENFORCEMENT PURPOSES FOR THE AGENCY	14	18.00
2020 CHEVROLET TRAIL BOSS 4X4	\$44,067.95	USED FOR OFFICIAL LAW ENFORCEMENT PURPOSES FOR THE AGENCY	14	18.00
2020 CHEVROLET TRAIL BOSS 4X4	\$44,067.95	USED FOR OFFICIAL LAW ENFORCEMENT PURPOSES FOR THE AGENCY	14	18.00
2020 CHEVROLET TRAIL BOSS 4X4	\$44,067.95	USED FOR OFFICIAL LAW ENFORCEMENT PURPOSES FOR THE AGENCY	14	18.00
2020 CHEVROLET TRAIL BOSS 4X4	\$44,067.95	USED FOR OFFICIAL LAW ENFORCEMENT PURPOSES FOR THE AGENCY	14	18.00
2020 CHEVROLET TRAIL BOSS 4X4	\$40,205.95	USED FOR OFFICIAL LAW ENFORCEMENT PURPOSES FOR THE AGENCY	14	18.00
2020 CHEVROLET TRAVERSE 4X2	\$25,487.00	USED TO CONDUCT SCIENTIFIC RESEARCH	18	27.00
2020 CHEVROLET TRAVERSE SUV 4X2	\$24,889.00	USED TO TRANSPORT STAFF WHILE CONDUCTING STATE BUSINESS	18	27.00
2020 CHEVROLET TRAVERSE SUV 4X4	\$27,960.00	USED TO TRANSPORT STAFF WHILE CONDUCTING STATE BUSINESS	17	25.00
2020 DODGE 2500 CREW CAB 4X2	\$30,213.00	USED TO TRANSPORT STAFF WHILE CONDUCTING STATE BUSINESS	14	21.00
2020 DODGE 2500 CREW CAB 4X2	\$30,213.00	USED TO TRANSPORT STAFF WHILE CONDUCTING STATE BUSINESS	14	21.00
2020 DODGE 2500 CREW CAB 4X2	\$30,213.00	USED TO TRANSPORT STAFF WHILE CONDUCTING STATE BUSINESS	14	21.00
2020 DODGE RAM 1500 QUAD CAB 4X2	\$23,813.70	USED TO TRANSPORT STAFF WHILE CONDUCTING STATE BUSINESS	15	22.00
2020 DODGE RAM 1500 QUAD CAB 4X2	\$23,813.70	USED TO TRANSPORT STAFF WHILE CONDUCTING STATE BUSINESS	15	22.00
2020 FORD ESCAPE 4X2	\$19,452.00	USED TO TRANSPORT STAFF WHILE CONDUCTING STATE BUSINESS	27	33.00
2020 FORD ESCAPE 4X2	\$19,452.00	USED TO TRANSPORT STAFF WHILE CONDUCTING STATE BUSINESS	27	33.00
2020 FORD ESCAPE 4X2	\$19,452.00	USED TO TRANSPORT STAFF WHILE CONDUCTING STATE BUSINESS	27	33.00
2020 FORD ESCAPE 4X2	\$19,452.00	USED TO TRANSPORT STAFF WHILE CONDUCTING STATE BUSINESS	27	33.00
2020 FORD ESCAPE 4X2	\$19,452.00	USED FOR MAINTENANCE OF BUILDINGS, FACILITIES, OR ROADWAYS	27	33.00
2020 FORD F150 CREW CAB 4X2	\$28,859.00	USED TO TRANSPORT STAFF WHILE CONDUCTING STATE BUSINESS	17	23.00
2020 FORD F150 CREW CAB 4X2	\$27,520.00	USED TO CONDUCT SCIENTIFIC RESEARCH	17	23.00
2020 FORD F150 CREW CAB 4X4	\$31,996.00	USED TO CONDUCT SCIENTIFIC RESEARCH	15	21.00
2020 FORD F250 CREW CAB 4X4	\$35,156.00	USED FOR MAINTENANCE OF BUILDINGS, FACILITIES, OR ROADWAYS	14	18.00
2020 FORD F250 EXT CAB 4X2	\$27,692.00	USED TO CONDUCT SCIENTIFIC RESEARCH	15	21.00
2020 FORD F250 EXT CAB 4X2	\$26,994.00	USED TO TRANSPORT STAFF WHILE CONDUCTING STATE BUSINESS	14	18.00
2020 FORD F250 EXT CAB 4X2	\$27,867.00	USED TO CONDUCT SCIENTIFIC RESEARCH	14	18.00
2020 FORD F250 EXT CAB 4X4	\$38,161.00	USED FOR MAINTENANCE OF BUILDINGS, FACILITIES, OR ROADWAYS	14	18.00
2020 FORD F350 CAB & CHASSIS 4X2	\$39,172.00	USED TO TRANSPORT STAFF WHILE CONDUCTING STATE BUSINESS	14	18.00
2020 FORD F350 CAB & CHASSIS 4X2	\$39,172.00	USED TO CONDUCT SCIENTIFIC RESEARCH	14	18.00

UNAUDITED

Texas Parks and Wildlife Department (802)
Schedule of Vehicles Purchased (Concluded)
 For the fiscal year ended August 31, 2020

DESCRIPTION	PURCHASE PRICE	Type of Use	FUEL EFFICIENCY	
			TOWN	HIGHWAY
2020 FORD F350 CREW CAB 4X4	\$44,378.00	USED TO TRANSPORT STAFF WHILE CONDUCTING STATE BUSINESS	15	21.00
2020 FORD F350 CREW CAB 4X4	\$42,767.00	USED TO TRANSPORT STAFF WHILE CONDUCTING STATE BUSINESS	14	18.00
2020 FORD F350 EXT CAB 4X2	\$38,902.00	USED FOR MAINTENANCE OF BUILDINGS, FACILITIES, OR ROADWAYS	14	18.00
2020 FORD F350 SINGLE CAB 4X2	\$39,172.00	USED TO TRANSPORT MATERIALS TO AND FROM FACILITIES	14	18.00
2020 FORD F350 SINGLE CAB 4X2	\$48,671.00	USED TO CONDUCT SCIENTIFIC RESEARCH	14	18.00
2020 FORD F350 SINGLE CAB 4X2	\$48,671.00	USED TO CONDUCT SCIENTIFIC RESEARCH	14	18.00
2020 FORD F450 CREW CAB 4X4	\$56,689.75	USED FOR MAINTENANCE OF BUILDINGS, FACILITIES, OR ROADWAYS	14	21.00
2020 FORD FUSION HYBRID SEDAN 4X2	\$25,386.00	USED TO TRANSPORT STAFF WHILE CONDUCTING STATE BUSINESS	41	43.00
2020 FORD TRANSIT 150 CARGO VAN 4X2	\$23,818.00	USED TO TRANSPORT MATERIALS TO AND FROM FACILITIES	14	18.00
2020 FORD TRANSIT 350 PASSENGER VAN	\$35,644.00	USED TO TRANSPORT MATERIALS TO AND FROM FACILITIES	14	18.00
2020 FORD TRANSIT CONNECT MINI VAN 4X2	\$24,391.00	USED FOR MAINTENANCE OF BUILDINGS, FACILITIES, OR ROADWAYS	24	29.00
2020 FORD TRANSIT T350 CARGO VAN	\$38,211.00	USED TO TRANSPORT MATERIALS TO AND FROM FACILITIES	14	18.00
2020 FREIGHTLINER FTL 108SD FIRE RIG 4X2	\$123,544.95	USED FOR EMERGENCY OPERATIONS	11	15.00

UNAUDITED

Texas Parks and Wildlife Department (802)
Schedule of State-Owned or Leased Vehicles Used by State Employees
For the fiscal year ended August 31, 2020

EMPLOYEE NAME	JOB TITLE	REASON
The individuals listed below are required to drive state vehicles to or from work to ensure that vital agency functions are performed.		
ABRIGO JR, JOE F	RADIO COMMUNICATIONS TECHNICIAN	ON 24-HOUR CALL
ALEXANDER, ANDREW S	CAPTAIN, GAME WARDEN	ON 24-HOUR CALL
ALVIZO, MARCO A	CAPTAIN, GAME WARDEN	ON 24-HOUR CALL
ANDERSON, ERIC	OFFICER, STATE PARK POLICE	ON 24-HOUR CALL
ARREDONDO JR, MARTIN	MOTOR VEHICLE TECHNICIAN IV	ON 24-HOUR CALL
BAKER, BENJAMIN E	CAPTAIN, GAME WARDEN	ON 24-HOUR CALL
BALKCOM V, ICHABOD L	MAJOR, GAME WARDEN	ON 24-HOUR CALL
BARKER, JARRET B	ASSISTANT COMMANDER, GAME WARDEN	ON 24-HOUR CALL
BARLOW, CAMDEN	OFFICER, STATE PARK POLICE	ON 24-HOUR CALL
BARONET, BRYAN P	LIEUTENANT, GAME WARDEN	ON 24-HOUR CALL
BARTON, JACOB	OFFICER, STATE PARK POLICE	ON 24-HOUR CALL
BAZALDUA, SERGIO	LIEUTENANT, GAME WARDEN	ON 24-HOUR CALL
BENGTSON, SHAWN	CAPTAIN, STATE PARK POLICE	ON 24-HOUR CALL
BIGHAM, THOMAS	CAPTAIN, STATE PARK POLICE	ON 24-HOUR CALL
BIRD, CHRISTOPHER K	CAPTAIN, GAME WARDEN	ON 24-HOUR CALL
BIRD, PHILIP N	CAPTAIN, GAME WARDEN	ON 24-HOUR CALL
BORCHARDT, CLINTON P	SERGEANT, GAME WARDEN	ON 24-HOUR CALL
BOWERS-VEST, JAMES G	MOTOR VEHICLE TECHNICIAN IV	ON 24-HOUR CALL
BRAGG, BRIAN H	CAPTAIN, GAME WARDEN	ON 24-HOUR CALL
BRIDGEFARMER, MATTHEW B	LIEUTENANT, GAME WARDEN	ON 24-HOUR CALL
BROWN, CLINT M	CAPTAIN, GAME WARDEN	ON 24-HOUR CALL
BROWN, JEFF	SERGEANT, STATE PARK POLICE	ON 24-HOUR CALL
BURCHETT, BUCK A	SERGEANT, GAME WARDEN	ON 24-HOUR CALL
BUSSEY, JASON K	MAJOR, GAME WARDEN	ON 24-HOUR CALL
BUTTON, RANDY L	SERGEANT, GAME WARDEN	ON 24-HOUR CALL
CAMPBELL, JASON A	CAPTAIN, GAME WARDEN	ON 24-HOUR CALL
CANALES, LUIS	LIEUTENANT, STATE PARK POLICE	ON 24-HOUR CALL
CARLETON, ERIC	OFFICER, STATE PARK POLICE	ON 24-HOUR CALL
CARTER, JADE	OFFICER, STATE PARK POLICE	ON 24-HOUR CALL
CASE, CURRIE	OFFICER, STATE PARK POLICE	ON 24-HOUR CALL
CASTERLINE III, LESLIE E	LIEUTENANT, GAME WARDEN	ON 24-HOUR CALL
CHAMPLIN, BILLY G	LIEUTENANT, GAME WARDEN	ON 24-HOUR CALL
COLLINS, ERIC M	CAPTAIN, GAME WARDEN	ON 24-HOUR CALL
COLVIN, SAMUEL L	MOTOR VEHICLE TECHNICIAN IV	ON 24-HOUR CALL
COOK, LONNIE	CAPTAIN, STATE PARK POLICE	ON 24-HOUR CALL
CORLEY, ARYN L	CAPTAIN, GAME WARDEN	ON 24-HOUR CALL
CRIST JR, DORNELL	LIEUTENANT, GAME WARDEN	ON 24-HOUR CALL
DAIGLE, CHRISTOPHER J	CAPTAIN, GAME WARDEN	ON 24-HOUR CALL
DAVIS, CHRIS M	DIRECTOR	ON 24-HOUR CALL
DAVIS, JASON P	MAJOR, GAME WARDEN	ON 24-HOUR CALL
DECKER, GERALD B	RADIO COMMUNICATIONS TECHNICIAN	ON 24-HOUR CALL
DELEON, LANCE	SERGEANT, STATE PARK POLICE	ON 24-HOUR CALL
DISHONG, STEPHEN	OFFICER, STATE PARK POLICE	ON 24-HOUR CALL
DOLLE, ROGER	MAJOR, STATE PARK POLICE	ON 24-HOUR CALL
DOWDY, CHRISTOPHER N	LIEUTENANT, GAME WARDEN	ON 24-HOUR CALL
DUKE, JASON R	SERGEANT, GAME WARDEN	ON 24-HOUR CALL
ELLIS, CHAD H	SERGEANT, GAME WARDEN	ON 24-HOUR CALL
ENCKHAUSEN, ROBERT	SERGEANT, STATE PARK POLICE	ON 24-HOUR CALL
EVANS, SCOTT R	MOTOR VEHICLE TECHNICIAN IV	ON 24-HOUR CALL
FITZPATRICK JR, RONALD D	SERGEANT, GAME WARDEN	ON 24-HOUR CALL
FORD, CHARLES P	CAPTAIN, GAME WARDEN	ON 24-HOUR CALL
FORREST, TRAVIS	SERGEANT, STATE PARK POLICE	ON 24-HOUR CALL
FUENTES, JAVIER	CAPTAIN, GAME WARDEN	ON 24-HOUR CALL
GARTMAN, CHAD N	ASSISTANT COMMANDER, GAME WARDEN	ON 24-HOUR CALL
GAYLER, CLINTON L	LIEUTENANT, GAME WARDEN	ON 24-HOUR CALL
GEER, JEFFREY	CAPTAIN, STATE PARK POLICE	ON 24-HOUR CALL

UNAUDITED

Texas Parks and Wildlife Department (802)

Schedule of State-Owned or Leased Vehicles Used by State Employees (Continued)

For the fiscal year ended August 31, 2020

EMPLOYEE NAME	JOB TITLE	REASON
The individuals listed below are required to drive state vehicles to or from work to ensure that vital agency functions are performed.		
GONZALEA, JULIA	INF DIVISION PROJECT MANAGER	WORK FROM RESIDENCE
GREEN, CHRISTOPHER	OFFICER, STATE PARK POLICE	ON 24-HOUR CALL
GRIFFIN, JONATHAN D	SERGEANT, GAME WARDEN	ON 24-HOUR CALL
GRIFFIN, LOGAN B	CAPTAIN, GAME WARDEN	ON 24-HOUR CALL
GROTH, WESLEY C	CAPTAIN, GAME WARDEN	ON 24-HOUR CALL
GUAJARDO-ECHOLS, CYNTHIA A	SERGEANT, GAME WARDEN	ON 24-HOUR CALL
GUINN, BRAD W	LIEUTENANT, GAME WARDEN	ON 24-HOUR CALL
GUINN, SHEA E	CAPTAIN, GAME WARDEN	ON 24-HOUR CALL
HALL, RYAN L	CAPTAIN, GAME WARDEN	ON 24-HOUR CALL
HALLIBURTON, DEE	EO DIVISION - POOL VEHICLE FOR EO	COMMUNTE APPROVED
HANSON JR., MICHAEL J	CAPTAIN, GAME WARDEN	ON 24-HOUR CALL
HARPER, CHASE	OFFICER, STATE PARK POLICE	ON 24-HOUR CALL
HATFIELD, CODY G	CAPTAIN, GAME WARDEN	ON 24-HOUR CALL
HAVENS, ZACHARY S	CAPTAIN, GAME WARDEN	ON 24-HOUR CALL
HAVIS, DWAYNE H	LIEUTENANT, GAME WARDEN	ON 24-HOUR CALL
HEATON, JONATHAN E	CAPTAIN, GAME WARDEN	ON 24-HOUR CALL
HENDERSON, SIDNEY	OFFICER, STATE PARK POLICE	ON 24-HOUR CALL
HERMAN, BEN	CAPTAIN, STATE PARK POLICE	ON 24-HOUR CALL
HERNANDEZ, ANTONIO ELVIS	OFFICER, STATE PARK POLICE	ON 24-HOUR CALL
HERNANDEZ, CRAIG K	CAPTAIN, GAME WARDEN	ON 24-HOUR CALL
HERVEY, SHAWN R	CAPTAIN, GAME WARDEN	ON 24-HOUR CALL
HESTILOW, JAMES	OFFICER, STATE PARK POLICE	ON 24-HOUR CALL
HEYSE, CHRISTOPHER D	MOTOR VEHICLE TECHNICIAN IV	ON 24-HOUR CALL
HUEBNER, JASON T	MAJOR, GAME WARDEN	ON 24-HOUR CALL
HUGGINS, DOUG	MAJOR, STATE PARK POLICE	ON 24-HOUR CALL
HUNT, CLINT L	CAPTAIN, GAME WARDEN	ON 24-HOUR CALL
JAMES, ADAM	SERGEANT, STATE PARK POLICE	ON 24-HOUR CALL
JERRETT, TANNER	OFFICER, STATE PARK POLICE	ON 24-HOUR CALL
JOHNSON, ERICA	OFFICER, STATE PARK POLICE	ON 24-HOUR CALL
JONES, CHAD	DIRECTOR	ON 24-HOUR CALL
JONES, CHAD N	MAJOR, GAME WARDEN	ON 24-HOUR CALL
JONES, CODY J	ASSISTANT COMMANDER, GAME WARDEN	ON 24-HOUR CALL
JONES, JASON B	LIEUTENANT, GAME WARDEN	ON 24-HOUR CALL
JURK, SCOTT A	CAPTAIN, GAME WARDEN	ON 24-HOUR CALL
KAUITZSCH, SHELDON	OFFICER, STATE PARK POLICE	ON 24-HOUR CALL
KEMP, JENNIFER B	LIEUTENANT, GAME WARDEN	ON 24-HOUR CALL
KILPATRICK, MATTHEW	SERGEANT, STATE PARK POLICE	ON 24-HOUR CALL
KING, STORMY P	ASSISTANT COMMANDER, GAME WARDEN	ON 24-HOUR CALL
KING, TIM	OFFICER, STATE PARK POLICE	ON 24-HOUR CALL
KLEIN, GRANT	OFFICER, STATE PARK POLICE	ON 24-HOUR CALL
KOCUREK, NEAL	OFFICER, STATE PARK POLICE	ON 24-HOUR CALL
KOENIG, JOSHUA J	CAPTAIN, GAME WARDEN	ON 24-HOUR CALL
KUENSTLER, LEONARD	SERGEANT, STATE PARK POLICE	ON 24-HOUR CALL
LANGLEY, ALLISON RAY	OFFICER, STATE PARK POLICE	ON 24-HOUR CALL
LINDSEY, JAMES D	LIEUTENANT, GAME WARDEN	ON 24-HOUR CALL
LOOSEMORE, JEREMY	MOTOR VEHICLE TECHNICIAN III	ON 24-HOUR CALL
LOUDERMILK, LACY L	CAPTAIN, GAME WARDEN	ON 24-HOUR CALL
MARTIN, GRANT	OFFICER, STATE PARK POLICE	ON 24-HOUR CALL
MARTIN, KENNETH A	MOTOR VEHICLE TECHNICIAN III	ON 24-HOUR CALL
MASUR, MICHAEL WES	CHIEF OF STATE PARK POLICE	ON 24-HOUR CALL
MAY, LANCE R	LIEUTENANT, GAME WARDEN	ON 24-HOUR CALL
MAY, RICKY G	LIEUTENANT, GAME WARDEN	ON 24-HOUR CALL
MCANINCH, CHASE M	LIEUTENANT, GAME WARDEN	ON 24-HOUR CALL
MCGARRY, MARC	OFFICER, STATE PARK POLICE	ON 24-HOUR CALL
MCGEHEE, ZANE	OFFICER, STATE PARK POLICE	ON 24-HOUR CALL
MCMULLEN, ABBY	OFFICER, STATE PARK POLICE	ON 24-HOUR CALL

UNAUDITED

Texas Parks and Wildlife Department (802)

Schedule of State-Owned or Leased Vehicles Used by State Employees (Continued)

For the fiscal year ended August 31, 2020

EMPLOYEE NAME	JOB TITLE	REASON
The individuals listed below are required to drive state vehicles to or from work to ensure that vital agency functions are performed.		
MILLER, DEDRICK	OFFICER, STATE PARK POLICE	ON 24-HOUR CALL
MINTER, ERIC	OFFICER, STATE PARK POLICE	ON 24-HOUR CALL
MODGLING, DAVID	LIEUTENANT, STATE PARK POLICE	ON 24-HOUR CALL
MODGLING, TREYSON	OFFICER, STATE PARK POLICE	ON 24-HOUR CALL
MOORE, JOHN	CAPTAIN, STATE PARK POLICE	ON 24-HOUR CALL
MURDEN, RUSSELL A	SERGEANT, GAME WARDEN	ON 24-HOUR CALL
MURPHY, JONATHAN	OFFICER, STATE PARK POLICE	ON 24-HOUR CALL
MURRAY II, DAVID A	MAJOR, GAME WARDEN	ON 24-HOUR CALL
MURRAY, CHRISTIAN T	LIEUTENANT, GAME WARDEN	ON 24-HOUR CALL
NGUYEN, VU-BANG T	LIEUTENANT, GAME WARDEN	ON 24-HOUR CALL
NICHOLAS, ROGER O	SERGEANT, GAME WARDEN	ON 24-HOUR CALL
NICHOLS, NED A	CAPTAIN, GAME WARDEN	ON 24-HOUR CALL
NIETO, DAVID A	CAPTAIN, GAME WARDEN	ON 24-HOUR CALL
NORTON, ANTHONY L	CAPTAIN, GAME WARDEN	ON 24-HOUR CALL
NYGREN, ERIK S	CAPTAIN, GAME WARDEN	ON 24-HOUR CALL
ORR, DANIEL A	MOTOR VEHICLE TECHNICIAN IV	ON 24-HOUR CALL
OZUNA, ANDREW MOSES	LIEUTENANT, GAME WARDEN	ON 24-HOUR CALL
PALACIOS, JOHN A	CAPTAIN, GAME WARDEN	ON 24-HOUR CALL
PARK, COLLIS	CAPTAIN, STATE PARK POLICE	ON 24-HOUR CALL
PARKER, JOEL	SERGEANT, STATE PARK POLICE	ON 24-HOUR CALL
PARKS, RICHARD	OFFICER, STATE PARK POLICE	ON 24-HOUR CALL
POSTELL, JAMES E	MOTOR VEHICLE TECHNICIAN IV	ON 24-HOUR CALL
POWELL, WILLIAM E	MAJOR, GAME WARDEN	ON 24-HOUR CALL
POWERS, RYAN	OFFICER, STATE PARK POLICE	ON 24-HOUR CALL
PRESTON, TED	OFFICER, STATE PARK POLICE	ON 24-HOUR CALL
RANFT, JAMES B	MAJOR, GAME WARDEN	ON 24-HOUR CALL
REED, BRYAN C	ASSISTANT COMMANDER, GAME WARDEN	ON 24-HOUR CALL
REEDER, BRANDI L	CAPTAIN, GAME WARDEN	ON 24-HOUR CALL
REEDER, DEREK L	SERGEANT, GAME WARDEN	ON 24-HOUR CALL
REEP, ASHLEY	OFFICER, STATE PARK POLICE	ON 24-HOUR CALL
RISINGER, DARRELL W	MOTOR VEHICLE TECHNICIAN III	ON 24-HOUR CALL
RIVAS, CARLOS	OFFICER, STATE PARK POLICE	ON 24-HOUR CALL
RIVERA, ENRIQUE	OFFICER, STATE PARK POLICE	ON 24-HOUR CALL
RODEN, MICHAEL	OFFICER, STATE PARK POLICE	ON 24-HOUR CALL
RODGERS, CODY	OFFICER, STATE PARK POLICE	ON 24-HOUR CALL
RODRIGUEZ, JEREMIAH	OFFICER, STATE PARK POLICE	ON 24-HOUR CALL
ROSE, BRANDON R	CAPTAIN, GAME WARDEN	ON 24-HOUR CALL
RUIZ, FREDERICK G	CAPTAIN, GAME WARDEN	ON 24-HOUR CALL
SATSKY, BRENT E	MAJOR, GAME WARDEN	ON 24-HOUR CALL
SIMS, JASON A	LIEUTENANT, GAME WARDEN	ON 24-HOUR CALL
SMITH, LESTER	OFFICER, STATE PARK POLICE	ON 24-HOUR CALL
SMITH, SCOT	INF DIVISION TXDOT PROGRAM MANAGER	WORK FROM RESIDENCE
SOOTER, JUSTIN	OFFICER, STATE PARK POLICE	ON 24-HOUR CALL
SOSA, LUIS A	ASSISTANT COMMANDER, GAME WARDEN	ON 24-HOUR CALL
SPEARS III, FLOYD R	CAPTAIN, GAME WARDEN	ON 24-HOUR CALL
SPITZER, DEREK C	CAPTAIN, GAME WARDEN	ON 24-HOUR CALL
STANNARD, KENNETH W	SERGEANT, GAME WARDEN	ON 24-HOUR CALL
STAPLETON, STEVEN R	CAPTAIN, GAME WARDEN	ON 24-HOUR CALL
STOCKMAN, REAGAN	SERGEANT, STATE PARK POLICE	ON 24-HOUR CALL
STOIKES, TYLER S	SERGEANT, GAME WARDEN	ON 24-HOUR CALL
SWOFFORD, CLIFTON JON	CAPTAIN, GAME WARDEN	ON 24-HOUR CALL
TANUZ, EDWARD E	MAJOR, GAME WARDEN	ON 24-HOUR CALL
TERRY, NORMAN E	LIEUTENANT, GAME WARDEN	ON 24-HOUR CALL
THEISS, JOHN E	MOTOR VEHICLE TECHNICIAN IV	ON 24-HOUR CALL
TOMPKINS, BRIAN	SERGEANT, STATE PARK POLICE	ON 24-HOUR CALL
TORRES, CHRISTOPHER	OFFICER, STATE PARK POLICE	ON 24-HOUR CALL

UNAUDITED

Texas Parks and Wildlife Department (802)
Schedule of State-Owned or Leased Vehicles Used by State Employees (Concluded)
 For the fiscal year ended August 31, 2020

EMPLOYEE NAME	JOB TITLE	REASON
The individuals listed below are required to drive state vehicles to or from work to ensure that vital agency functions are performed.		
TORRES, SANTANA	SERGEANT, GAME WARDEN	ON 24-HOUR CALL
TUCKER, BRENT	CAPTAIN, GAME WARDEN	ON 24-HOUR CALL
VALES, CHRISTINA L	CAPTAIN, GAME WARDEN	ON 24-HOUR CALL
VANDERROEST, RONALD A	DIRECTOR	ON 24-HOUR CALL
VELA, MARCUS A	CAPTAIN, GAME WARDEN	ON 24-HOUR CALL
VELAZQUEZ, JEREMY	OFFICER, STATE PARK POLICE	ON 24-HOUR CALL
VOIGT, JAKE	OFFICER, STATE PARK POLICE	ON 24-HOUR CALL
VOLSCHENK, HENDRIK R	LIEUTENANT, GAME WARDEN	ON 24-HOUR CALL
WAGGETT JR, ROBERT J	SERGEANT, GAME WARDEN	ON 24-HOUR CALL
WALLACE, DYLAN	OFFICER, STATE PARK POLICE	ON 24-HOUR CALL
WEAVER, JENNIFER L	CAPTAIN, GAME WARDEN	ON 24-HOUR CALL
WILSON, CHRISTOPHER R	SERGEANT, GAME WARDEN	ON 24-HOUR CALL
WYNNE, MARK	SERGEANT, STATE PARK POLICE	ON 24-HOUR CALL

Texas Parks and Wildlife Department (802)
Master File Report Verification Form
For the fiscal year ended August 31, 2020

MASTER FILE REPORT VERIFICATION FORM

Texas Parks and Wildlife

NAME OF
AGENCY

AGENCY # 802

X
Yes, the information contained in the Master File Report dated _____, is a complete and correct listing of all my agency's land and building records.

No, the information contained in the Master File Report dated _____, is not a complete and correct listing of my agency's land and building records. All discrepancies will be corrected no later than fifteen days from the date of the Master File Report. The Texas General Land Office will be notified of the corrections to the report.

Carla Beavers

LCP Asset Manager
(please print or type)

Carla Beavers

Signature

11/18/2020

Date

The Texas General Land Office hereby Certifies that the above stated agency is in Compliance with the real property inventory reporting requirements as stated in Texas Natural Resources Code, § NRC 31.153 - 31.156, et seq.

11.18.20

Date

Inventory Manager

Shaun Seale
State Real Property



Texas Parks and Wildlife Department
4200 Smith School Road, Austin, Texas 78744

© 2020 TPWD PWD RP A0900-683 (11/20)

In accordance with Texas Depository Law, this publication is available at the
Texas State Publications Clearinghouse and/or Texas Depository Libraries.

TPWD receives funds from the USFWS. TPWD prohibits discrimination on the basis of race, color, religion, national origin, disability, age, and gender, pursuant to state and federal law. To request an accommodation or obtain information in an alternative format, please contact TPWD on a Text Telephone (TTY) at (512) 389-8915 or by Relay Texas at 7-1-1 or (800) 735-2989 or by email at accessibility@tpwd.texas.gov. If you believe you have been discriminated against by TPWD, please contact TPWD, 4200 Smith School Road, Austin, TX 78744, or the U.S. Fish and Wildlife Service, Office for Diversity and Workforce Management, 5275 Leesburg Pike, Falls Church, VA 22041.