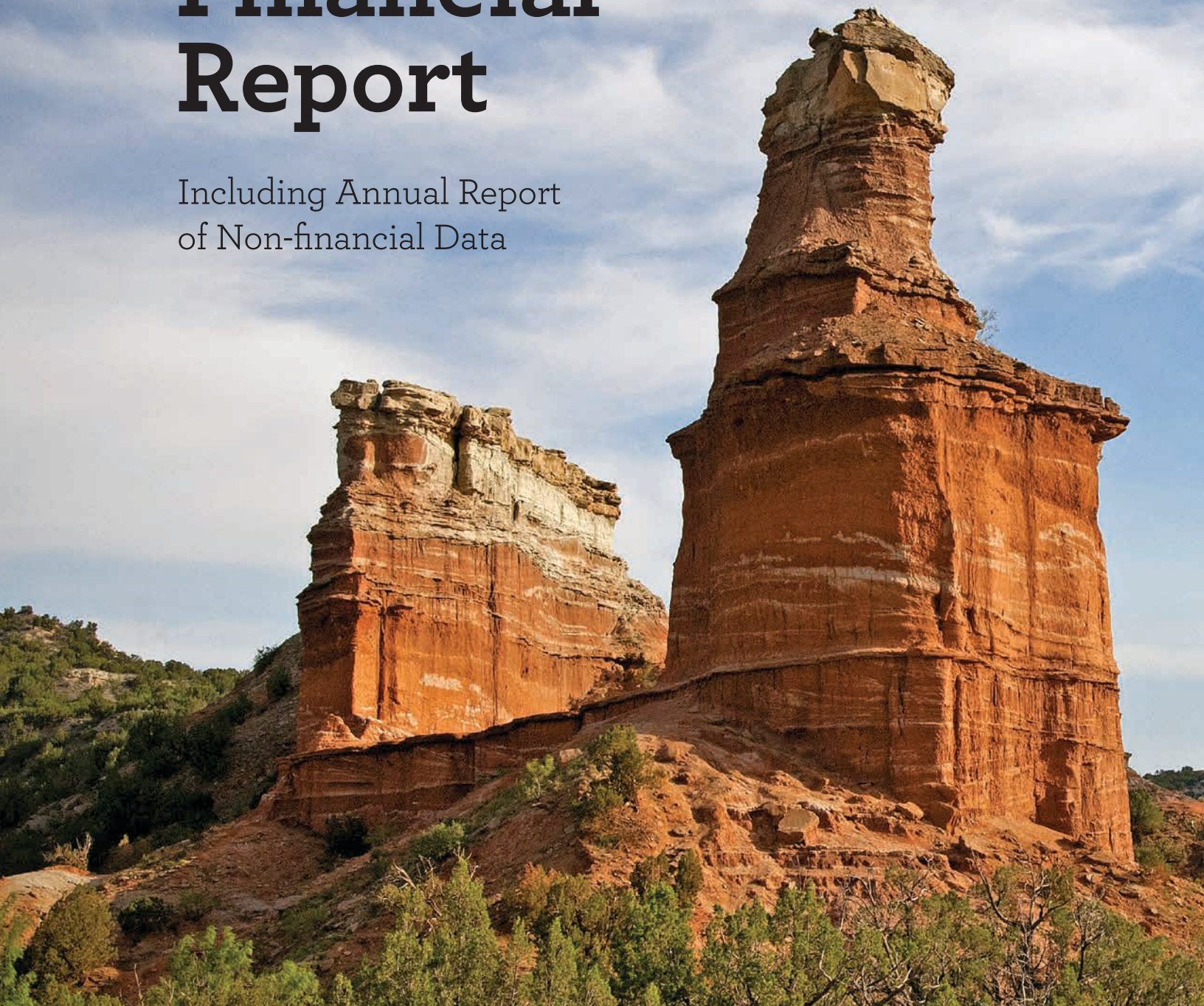


Annual Financial Report

Including Annual Report
of Non-financial Data



2015

**Texas Parks and Wildlife
Department**



Life's better outside.®

For accessibility assistance with this document, contact TPWD by email at accessibility@tpwd.texas.gov, on a Text Telephone (TTY) at (512) 389-8915, or by Relay Texas at 7-1-1 or (800) 735-2989.



Life's better outside.®

November 20, 2015

Commissioners

T. Dan Friedkin
Chairman
Houston

Ralph H. Duggins
Vice-Chairman
Fort Worth

Dan Allen Hughes, Jr.
Beeville

Bill Jones
Austin

James H. Lee
Houston

Margaret Martin
Boerne

S. Reed Morian
Houston

Dick Scott
Wimberley

Lee M. Bass
Chairman-Emeritus
Fort Worth

Carter P. Smith
Executive Director

The Honorable Greg Abbott
P.O. Box 12428
Austin, TX 78711

The Honorable Glenn Hegar
Comptroller of Public Accounts
P.O. Box 13528
Austin, TX 78711

Mr. John Keel, CPA
State Auditor's Office
P.O. Box 12067
Austin, TX 78711-2067

Ms. Ursula Parks, Director
Legislative Budget Board
P.O. Box 12666
Austin, TX 78711-2666

Dear Governor Abbott, Comptroller Hegar, Mr. Keel and Ms. Parks:

We are pleased to submit the annual financial report of the Texas Parks and Wildlife Department for the year ended August 31, 2015, in compliance with Texas Government Code Annotated, Section 2101.011, and in accordance with the requirements established by the Comptroller of Public Accounts.

Due to the statewide requirements embedded in Governmental Accounting Standards Board (GASB) Statement No. 34, *Basic Financial Statements – and Management's Discussion and Analysis – for State and Local Governments*, the Comptroller of Public Accounts does not require the accompanying annual financial report to comply with all the requirements in this statement. The financial report will be considered for audit by the state auditor as part of the audit of the State of Texas *Comprehensive Annual Financial Report* (CAFR); therefore, an opinion has not been expressed on the financial statements and related information contained in this report.

If you have any questions, please contact Mr. Michael J. Jensen, at (512) 389-4803. Mr. Lance Goodrum may be contacted at (512) 389-8329 for questions related to the Schedule of Expenditures of Federal Awards.

Sincerely,

Carter Smith
Executive Director

CS: acd

Enclosure

Texas Parks and Wildlife Commissioners



The Honorable T. Dan Friedkin, Chairman

T. Dan Friedkin was appointed to the Commission by Governor Rick Perry on May 9, 2005 and was reappointed by Governor Perry to another six-year term in 2011. He served as Chairman from September 1, 2011 through December 31, 2013 and was reappointed Chairman by Governor Greg Abbott on July 29, 2015. Friedkin is Chairman and Chief Executive Officer of Friedkin Group, with responsibility for companies and investments principally in the automotive industry. These include Gulf States Toyota, the world's fourth largest privately held Toyota distributorship. Friedkin is an avid outdoorsman who is active in wildlife conservation initiatives in the U.S. and abroad. He is a trustee of the Wildlife Conservation Society, a trustee of the Kinkaid School, member of the Young President's Organization, Chairman of the Air Force Heritage Flight Foundation and serves on the advisory Board of The Caesar Kleberg Wildlife Research Institute at Texas A&M University-Kingsville. A graduate of Georgetown University, he received a Masters Degree from Rice University.



The Honorable Ralph H. Duggins, Vice-Chairman

Ralph H. Duggins was appointed to the Commission by Governor Rick Perry on February 21, 2008 and was reappointed by the Governor for another six-year term in 2013. He has served as Vice-Chairman since November 3, 2011. Ralph Duggins is a native of Jefferson City, Missouri. He is a partner with the Fort Worth, Southlake and Dallas law firm, Cantey Hanger LLP, where he specializes in civil and commercial litigation. He is a graduate of Southern Methodist University and of the University of Missouri Law School. Duggins has been a member of the Texas Supreme Court Advisory Committee since 1999, is a Director of Lena Pope Foundation, a Director of the Southwestern Exposition and Livestock Show, and a board member of The Peregrine Fund. He is a former Director of Lena Pope Home and JP Morgan Chase Bank Tarrant County. He previously served as Chair of the Board of Cook Childrens Healthcare System. Duggins is an avid fly fisherman and hunter.



The Honorable Lee Marshall Bass, Chairman-Emeritus

Lee Marshall Bass was appointed to the Commission by Governor William P. Clements, Jr. on February 20, 1989 to a six-year term. On February 24, 1995, he was named Chairman and reappointed for another six-year term by Governor George W. Bush. On August 29, 2001, he was named Chairman-Emeritus by Governor Rick Perry; graduate of Yale University and the Wharton School of the University of Pennsylvania. He serves on the boards of the Sid W. Richardson Foundation, The Peregrine Fund, the International Rhino Foundation and Vanderbilt University.



The Honorable Dan Allen Hughes, Jr.

Dan Allen Hughes, Jr. was appointed to the Commission by Governor Rick Perry on June 4, 2009 and served as Chairman from January 2014 through July 2015. Hughes is president of Dan A. Hughes Company, LP and president of Hupecol Operating Company, LLC. He is a member of the Texas A&M University College of Geosciences Advisory Council and Sul Ross State University Borderlands Research Institute Advisory Board. He is also a member of the All American Wildcatters. He received his Bachelor's degree from Texas A&M University.



The Honorable Bill Jones

Bill Jones was appointed to the Commission by Governor Rick Perry on September 1, 2011, to a six-year term which will expire on February 1, 2017. Bill Jones is owner of The Jones Firm and co-owner of AFCI Texas, LLC. He previously served as General Counsel for Governor Rick Perry and is active in Texas A&M University serving on the Corps of Cadets Development Council Advisory Panel and is a former member of the TAMU Board of Regents. He is past president of Texas Young Lawyers Association and a former member of the State Bar of Texas Board of Directors Executive Committee. He was selected as Baylor Young Lawyer of the Year in 1997 and Texas Super Lawyer in 2005, 2006, and 2007. Jones has served on numerous boards and is a current member of Memorial Hermann Continuing Care, Memorial Hermann Public Policy Advisory Group, and Executive Board Member of Austin Chamber of Commerce. He received his bachelor's degree from Texas A&M University and his law degree from Baylor University Law School.



The Honorable James H. Lee

James H. Lee was appointed to the Commission by Governor Rick Perry on May 6, 2013 to a six-year term which will expire on February 1, 2019. Jim Lee is president of Ascendant Advisors Group, LLC, one of the oldest investment management firms in Texas, and JHL Capital Holdings, LLC, a private investment group. He is a development board member of UT Health in Houston, a trustee of the Houston Symphony Endowment, past chairman of the Teacher Retirement System of Texas and a past trustee of the Texas Growth Fund. He recently served as a member of the Texas Higher Education Coordinating Board and is a past member of The Finance Commission of Texas, 2011 Texas Inaugural Committee, and Texas Advisory Council on the Digital Economy. He served as a member of the board of Texas Parks & Wildlife Foundation. He was named an Ernst & Young Entrepreneur of the Year in 2001 and is chairman emeritus of the Maverick PAC. Lee earned a Bachelor of Business Administration and MBA from the University of Texas at Austin and an executive program certification from the Center for Hedge Fund Research and Education at the London Business School. Lee has two young boys and is an avid wing shooter.



The Honorable Margaret Martin

Margaret Martin was appointed to the Commission by Governor Rick Perry on August 14, 2007 and was reappointed to a six-year term by Governor Perry in 2009. She is an independent international business woman who specializes in bringing companies and individuals together in business development, energy, oil & gas, and real estate. Having grown up on a ranch outside of Laredo, the commissioner has a deep commitment to natural resources and wildlife management of this state, and she continues to be a strong advocate for the Texas Game Wardens and various law enforcement agencies and organizations in Texas. She is also a gubernatorial appointee to the Partnership Advisory Commission of Texas, a member of the World Affairs Councils of San Antonio and Austin and a member of the San Antonio FBISACAA. Ms. Martin received a bachelor's of business administration from Texas A&M International University and currently resides in Boerne, Texas.



The Honorable S. Reed Morian

S. Reed Morian was appointed to the Commission by Governor Rick Perry on February 5, 2009 to a six-year term which will expire on February 1, 2015. Morian serves as Chairman/CEO of DX Service Company, Inc. in Houston. He is very active in the Houston community, serving on the Board of the Houston Livestock Show and Rodeo and past Chairman of the Houston Parks Board and the Houston Museum of Natural Science. He received his Bachelor's degree from the University of Oklahoma.



The Honorable Dick Scott

Dick Scott was appointed to the Commission by Governor Rick Perry on February 1, 2011 to a six-year term which will expire on February 1, 2017. He is co-owner of Trans-Global Solutions Inc., a railroad transportation company. He is a member of Delta Sigma Pi and the Boys and Girls Country Executive Committee. He is also a volunteer contributor for the Hays County FFA and 4H clubs and a Lifetime member of the Houston Livestock Show and Rodeo and serves on their International Committee. He previously served on the Lower Colorado River Authority Board from 2009 through 2010. Scott received a bachelor's degree from Lamar University.

UNAUDITED
Texas Parks and Wildlife Department (802)

Table of Contents

Letter of Transmittal

	<u>Page</u>
--	-------------

Government-wide Financial Statements:

I Combined Balance Sheet/Statement of Net Position - Governmental Funds.....	1
II Combined Statement of Revenues, Expenditures and Changes in Fund Balances/Statement of Activities - Governmental Funds.....	3
VI Combined Statement of Fiduciary Net Position.....	5

Fund Financial Statements:

A-1 Combining Balance Sheet - All General and Consolidated Funds.....	6
A-2 Combining Statement of Revenues, Expenditures and Changes in Fund Balances - All General and Consolidated Funds.....	8
C-1 Combining Balance Sheet - Debt Service Funds.....	10
C-2 Combining Statement of Revenues, Expenditures and Changes in Fund Balances - Debt Service Funds.....	11
D-1 Combining Balance Sheet - Capital Projects Funds.....	12
D-2 Combining Statement of Revenues, Expenditures and Changes in Fund Balances - Capital Projects Funds.....	14
E-1 Combining Balance Sheet - Permanent Funds.....	16
E-2 Combining Statement of Revenues, Expenditures and Changes in Fund Balances - Permanent Funds.....	17
J-1 Combining Statement of Changes in Assets and Liabilities - Agency Funds.....	18

Notes to the Financial Statements:

1 Summary of Significant Accounting Policies.....	20
2 Capital Assets.....	27
3 Deposits, Investments and Repurchase Agreements.....	29
4 Short-Term Debt - Not Applicable.....	29
5 Long-Term Liabilities.....	30
6 Bonded Indebtedness - Not Applicable.....	31
7 Derivative Instruments - Not Applicable.....	31
8 Leases.....	31
9 Defined Benefit Pension Plans and Defined Contribution Plan - Not Applicable.....	32
10 Deferred Compensation - Not Applicable.....	32
11 Postemployment Health Care and Life Insurance Benefits - Not Applicable.....	32
12 Interfund Activity and Transactions.....	33
13 Continuance Subject to Review.....	38
14 Adjustments to Fund Balances and Net Position.....	38
15 Contingencies and Commitments.....	39
16 Subsequent Events - Not Applicable.....	41
17 Risk Management.....	41
18 Management's Discussion and Analysis (MD&A) - Not Applicable.....	42
19 The Financial Reporting Entity.....	42
20 Stewardship, Compliance and Accountability - Not Applicable.....	43
21 Not Applicable to the AFR.....	43
22 Donor Restricted Endowments.....	43
23 Extraordinary and Special Items - Not Applicable.....	44
24 Disaggregation of Receivable and Payable Balances - Not Applicable.....	44
25 Termination Benefits - Not Applicable.....	44
26 Segment Information - Not Applicable.....	45
27 Service Concession Arrangements - Not Applicable.....	45
28 Deferred Outflows of Resources and Deferred Inflows of Resources - Not Applicable.....	45
29 Troubled Debt Restructuring - Not Applicable.....	45
30 Non-Exchange Financial Guarantees - Not Applicable.....	45

Supplementary Schedules:

1A Schedule of Expenditures of Federal Awards.....	46
1B Schedule of State Grant Pass-Throughs From/To State Agencies.....	54


Letter of Transmittal

Annual Report of NonFinancial Data:

Schedule of Professional/Consulting Fees and Legal Service Fees.....	57
Schedule of Aircraft Operation.....	62
Appropriation Item Transfer Schedule.....	63
Schedule of Itemized Purchase.....	65
Schedule of State-Owned or Leased Vehicles Used by State Employees.....	66
Schedule of Vehicles Purchased.....	68
Schedule of Space Occupied.....	72
HUB Strategic Plan Progress Report.....	86

Master File Report Verification Form

Dinosaur Valley State Park



Long ago, dinosaurs left footprints in the mud at the edge of an ancient ocean. Today, you can walk in their tracks in the bed of the Paluxy River.

THIS PAGE INTENTIONALLY LEFT BLANK

THIS PAGE INTENTIONALLY LEFT BLANK

UNAUDITED

Texas Parks & Wildlife Department (802)
EXHIBIT I - COMBINED BALANCE SHEET/STATEMENT OF NET POSITION - Governmental Funds
 August 31, 2015

	GOVERNMENTAL FUND TYPES				GOVERNMENTAL FUNDS 2015
	GENERAL (EXHIBIT A-1)	DEBT SERVICE (EXHIBIT C-1)	CAPITAL PROJECTS (EXHIBIT D-1)	PERMANENT (EXHIBIT E-1)	
ASSETS					
Current Assets:					
Cash and Cash Equivalents (Note 3)					
Cash on Hand	\$ 145,548.51	\$ -	\$ -	\$ -	\$ 145,548.51
Cash in Bank	907,088.37	-	-	-	907,088.37
Cash in State Treasury	189,621,291.16	16.69	-	633,110.58	190,254,418.43
Legislative Appropriations	18,017,814.94	-	-	-	18,017,814.94
Receivables from:					
Federal	16,053,931.06	-	-	-	16,053,931.06
Interest and Dividends	38,528.14	3.44	-	220.99	38,752.57
Accounts Receivables, Net	11,496,154.90	-	-	-	11,496,154.90
Interfund Receivable (Note 12)	2,228,097.12	-	109.60	-	2,228,206.72
Due From Other Funds	245,252.67	-	-	-	245,252.67
Due From Other Agencies	7,475,271.55	-	5,607,089.12	-	13,082,360.67
Consumable Inventories	1,978,171.95	-	-	-	1,978,171.95
Merchandise Inventories	1,244,295.85	-	-	-	1,244,295.85
Total Current Assets	249,451,446.22	20.13	5,607,198.72	633,331.57	255,691,996.64
Non-Current Assets:					
Capital Assets (Note 2):					
Non-Depreciable/Non-Amortizable					
Land and Land Improvements	-	-	-	-	-
Infrastructure	-	-	-	-	-
Construction in Progress	-	-	-	-	-
Other Tangible Capital Assets	-	-	-	-	-
Land Use Rights	-	-	-	-	-
Depreciable					
Building and Building Improvements	-	-	-	-	-
Less Accumulated Depreciation	-	-	-	-	-
Infrastructure	-	-	-	-	-
Less Accumulated Depreciation	-	-	-	-	-
Facilities and Other Improvements	-	-	-	-	-
Less Accumulated Depreciation	-	-	-	-	-
Furniture and Equipment	-	-	-	-	-
Less Accumulated Depreciation	-	-	-	-	-
Vehicles, Boats, and Aircraft	-	-	-	-	-
Less Accumulated Depreciation	-	-	-	-	-
Other Capital Assets	-	-	-	-	-
Less Accumulated Depreciation	-	-	-	-	-
Intangible Computer Software	-	-	-	-	-
Less Accumulated Amortization	-	-	-	-	-
Total Non-Current Assets	-	-	-	-	-
TOTAL ASSETS	\$ 249,451,446.22	\$ 20.13	\$ 5,607,198.72	\$ 633,331.57	\$ 255,691,996.64
DEFERRED OUTFLOWS OF RESOURCES					
Deferred Outflows of Resources (Note 28)	-	-	-	-	-
TOTAL DEFERRED OUTFLOWS OF RESOURCES	\$ -	\$ -	\$ -	\$ -	\$ -
LIABILITIES, DEFERRED INFLOWS OF RESOURCES AND FUND BALANCES					
Current Liabilities:					
Payables from:					
Accounts	\$ 14,127,885.46	\$ -	\$ 482,518.54	\$ -	\$ 14,610,404.00
Payroll	18,893,590.73	-	-	-	18,893,590.73
Interfund Payable (Note 12)	2,097,522.02	-	130,684.70	-	2,228,206.72
Due To Other Funds	245,252.67	-	-	-	245,252.67
Due To Other Agencies	7,230,826.79	-	-	-	7,230,826.79
Unearned Revenues	3,321,762.80	-	-	-	3,321,762.80
Claims and Judgment (Note 5)	-	-	-	-	-
Employees' Compensable Leave (Note 5)	-	-	-	-	-
Pollution Remediation Obligations (Note 5)	-	-	-	-	-
Total Current Liabilities	45,916,840.47	-	613,203.24	-	46,530,043.71
Non-Current Liabilities:					
Employees' Compensable Leave (Note 5)	-	-	-	-	-
Total Non-Current Liabilities	-	-	-	-	-
TOTAL LIABILITIES	45,916,840.47	-	613,203.24	-	46,530,043.71
DEFERRED INFLOWS OF RESOURCES					
Deferred Inflows of Resources (Note 28)	-	-	-	-	-
TOTAL DEFERRED INFLOWS OF RESOURCES	-	-	-	-	-
FUND FINANCIAL STATEMENT					
Fund Balances (Deficits):					
Nonspendable	3,222,467.80	-	-	2,512.11	3,224,979.91
Restricted	89,030,715.01	20.13	4,993,995.48	630,819.46	94,655,550.08
Committed	104,591,179.51	-	-	-	104,591,179.51
Unassigned	6,690,243.43	-	-	-	6,690,243.43
Total Fund Balances *	203,534,605.75	20.13	4,993,995.48	633,331.57	209,161,952.93
TOTAL LIABILITIES, DEFERRED INFLOWS OF RESOURCES AND FUND BALANCES	\$ 249,451,446.22	\$ 20.13	\$ 5,607,198.72	\$ 633,331.57	\$ 255,691,996.64
GOVERNMENT-WIDE STATEMENT OF NET POSITION					
Net Position					
Net Investment in Capital Assets					
Unrestricted					
TOTAL NET POSITION					

* Column totals should agree to Exhibit II column totals
 The accompanying notes to the financial statements are an integral part of this statement

UNAUDITED

Texas Parks & Wildlife Department (802)
EXHIBIT I - COMBINED BALANCE SHEET/STATEMENT OF NET POSITION - Governmental Funds
 August 31, 2015

	CAPITAL ASSETS ADJUSTMENTS	LONG-TERM LIABILITIES ADJUSTMENTS	OTHER ADJUSTMENTS	STATEMENT OF NET POSITION
ASSETS				
Current Assets:				
Cash and Cash Equivalents (Note 3)				
Cash on Hand	\$ -	\$ -	\$ -	\$ 145,548.51
Cash in Bank	-	-	-	907,088.37
Cash in State Treasury	-	-	-	190,254,418.43
Legislative Appropriations	-	-	-	18,017,814.94
Receivables from:				
Federal	-	-	-	16,053,931.06
Interest and Dividends	-	-	-	38,752.57
Accounts Receivables, Net	-	-	-	11,496,154.90
Interfund Receivable (Note 12)	-	-	-	2,228,206.72
Due From Other Funds	-	-	-	245,252.67
Due From Other Agencies	-	-	-	13,082,360.67
Consumable Inventories	-	-	-	1,978,171.95
Merchandise Inventories	-	-	-	1,244,295.85
Total Current Assets	-	-	-	255,691,996.64
Non-Current Assets:				
Capital Assets (Note 2):				
Non-Depreciable/Non-Amortizable				
Land and Land Improvements	260,179,814.88	-	-	260,179,814.88
Infrastructure	265,393.82	-	-	265,393.82
Construction in Progress	106,556,145.27	-	-	106,556,145.27
Other Tangible Capital Assets	14,599,598.68	-	-	14,599,598.68
Land Use Rights	1,865,409.25	-	-	1,865,409.25
Depreciable				
Building and Building Improvements	161,980,201.40	-	-	161,980,201.40
Less Accumulated Depreciation	(75,286,926.27)	-	-	(75,286,926.27)
Infrastructure	86,965,605.68	-	-	86,965,605.68
Less Accumulated Depreciation	(53,751,093.90)	-	-	(53,751,093.90)
Facilities and Other Improvements	66,051,908.63	-	-	66,051,908.63
Less Accumulated Depreciation	(44,272,807.20)	-	-	(44,272,807.20)
Furniture and Equipment	40,865,615.44	-	-	40,865,615.44
Less Accumulated Depreciation	(28,636,880.27)	-	-	(28,636,880.27)
Vehicles, Boats, and Aircraft	90,107,616.03	-	-	90,107,616.03
Less Accumulated Depreciation	(62,183,847.12)	-	-	(62,183,847.12)
Other Capital Assets	4,295,375.54	-	-	4,295,375.54
Less Accumulated Depreciation	(4,058,506.72)	-	-	(4,058,506.72)
Intangible Computer Software	5,272,099.99	-	-	5,272,099.99
Less Accumulated Amortization	(5,272,099.99)	-	-	(5,272,099.99)
Total Non-Current Assets	565,542,623.14	-	-	565,542,623.14
TOTAL ASSETS	\$ 565,542,623.14	\$ -	\$ -	\$ 821,234,619.78
DEFERRED OUTFLOWS OF RESOURCES				
Deferred Outflows of Resources (Note 28)	-	-	-	-
TOTAL DEFERRED OUTFLOWS OF RESOURCES	\$ -	\$ -	\$ -	\$ -
LIABILITIES, DEFERRED INFLOWS OF RESOURCES AND FUND BALANCES				
Current Liabilities:				
Payables from:				
Accounts	\$ -	\$ -	\$ -	\$ 14,610,404.00
Payroll	-	-	-	18,893,590.73
Interfund Payable (Note 12)	-	-	-	2,228,206.72
Due To Other Funds	-	-	-	245,252.67
Due To Other Agencies	-	-	-	7,230,826.79
Unearned Revenues	-	-	-	3,321,762.80
Claims and Judgment (Note 5)	-	22,087.67	-	22,087.67
Employees' Compensable Leave (Note 5)	-	15,614,217.76	-	15,614,217.76
Pollution Remediation Obligations (Note 5)	-	116,898.34	-	116,898.34
Total Current Liabilities	-	15,753,203.77	-	62,283,247.48
Non-Current Liabilities:				
Employees' Compensable Leave (Note 5)	-	5,802,024.69	-	5,802,024.69
Total Non-Current Liabilities	-	5,802,024.69	-	5,802,024.69
TOTAL LIABILITIES	-	21,555,228.46	-	68,085,272.17
DEFERRED INFLOWS OF RESOURCES				
Deferred Inflows of Resources (Note 28)	-	-	-	-
TOTAL DEFERRED INFLOWS OF RESOURCES	-	-	-	-
FUND FINANCIAL STATEMENT				
Fund Balances (Deficits):				
Nonspendable				3,224,979.91
Restricted				94,655,550.08
Committed				104,591,179.51
Unassigned				6,690,243.43
Total Fund Balances				209,161,952.93
TOTAL LIABILITIES, DEFERRED INFLOWS OF RESOURCES AND FUND BALANCES				
GOVERNMENT-WIDE STATEMENT OF NET POSITION				
Net Position				
Net Investment in Capital Assets	\$ 565,542,623.14	\$ -	\$ -	\$ 565,542,623.14
Unrestricted	\$ -	(21,555,228.46)	\$ -	\$ (21,555,228.46)
TOTAL NET POSITION *	\$ 565,542,623.14	\$ (21,555,228.46)	\$ -	\$ 753,149,347.61

* Column totals should agree to Exhibit II column totals
 The accompanying notes to the financial statements are an integral part of this statement

UNAUDITED

Texas Parks & Wildlife Department (802)
EXHIBIT II - COMBINED STATEMENT OF REVENUES, EXPENDITURES AND
CHANGES IN FUND BALANCES/STATEMENT OF ACTIVITIES - Governmental Funds
 For the Fiscal Year Ended August 31, 2015

	GOVERNMENTAL FUND TYPES				GOVERNMENTAL FUNDS TOTAL
	GENERAL FUNDS (EXHIBIT A-2)	DEBIT SERVICE FUNDS (EXHIBIT C-2)	CAPITAL PROJECTS FUNDS (EXHIBIT D-2)	PERMANENT FUNDS (EXHIBIT E-2)	
REVENUES					
Legislative Appropriations:					
Original Appropriations (GR)	\$ 38,976,641.00	\$ -	\$ -	\$ -	\$ 38,976,641.00
Additional Appropriations (GR)	6,960,855.26	-	-	-	6,960,855.26
Taxes (GR)	2,511,317.57	-	-	-	2,511,317.57
Federal Revenue (PR - Operating Grants & Contr) (Schedule 1A)	62,448,779.40	-	-	-	62,448,779.40
Federal Pass-Through Revenue (PR - Operating Grants & Contr) (Schedule 1A)	603,854.02	-	-	-	603,854.02
State Grant Pass-Through Revenue (PR - Operating Grants & Contr) (Schedule 1B)	190,743.99	-	-	-	190,743.99
Licenses, Fees and Permits (PR - Chg for Serv)	175,377,202.55	-	-	-	175,377,202.55
Interest, Dividend and Other Income (GR)	482,792.11	54.17	-	2,512.11	485,358.39
Land Income (PR - Chg for Serv)	4,845,798.76	-	-	-	4,845,798.76
Settlement of Claims (GR)	679,027.66	-	-	-	679,027.66
Sales of Goods and Services (PR - Chg for Serv)	3,310,196.93	-	-	-	3,310,196.93
Other (PR - Operating Grants & Contr)	6,446,853.94	-	-	-	6,446,853.94
Other (GR)	2,371,979.73	-	-	-	2,371,979.73
TOTAL REVENUES	305,206,042.92	54.17	-	2,512.11	305,208,609.20
EXPENDITURES					
Salaries and Wages	157,720,281.95	-	561,493.82	-	158,281,775.77
Payroll Related Costs	59,295,857.52	-	177,378.76	-	59,473,236.28
Professional Fees and Services	5,846,694.40	-	432,476.81	-	6,279,171.21
Travel	2,930,147.57	-	56,063.32	-	2,986,210.89
Materials and Supplies	26,886,904.59	-	273,361.66	-	27,160,266.25
Communication and Utilities	14,577,535.28	-	5,315.65	-	14,582,850.93
Repairs and Maintenance	11,539,144.97	-	2,659,258.88	-	14,198,403.85
Rentals and Leases	3,915,342.49	-	19,690.05	-	3,935,032.54
Printing and Reproduction	1,299,366.87	-	5,187.57	-	1,304,554.44
Claims and Judgements	347,405.75	-	-	-	347,405.75
Federal Pass-Through Expenditure (Schedule 1A)	3,423,729.91	-	-	-	3,423,729.91
State Grant Pass-Through Expenditure (Schedule 1B)	2,705,896.24	-	-	-	2,705,896.24
Intergovernmental Payments	9,855,343.59	-	-	-	9,855,343.59
Public Assistance Payments	4,469,126.01	-	-	-	4,469,126.01
Other Expenditures	16,187,121.31	-	76,296.92	-	16,263,418.23
Capital Outlay	39,296,279.24	-	9,323,969.20	-	48,620,248.44
Depreciation/Amortization Expense	-	-	-	-	-
Pollution Remediation Obligation (Note 5)	-	-	-	-	-
TOTAL EXPENDITURES/EXPENSES	360,296,177.69	-	13,590,492.64	-	373,886,670.33
Excess (Deficiency) of Revenues					
Over (Under) Expenditures	(55,090,134.77)	54.17	(13,590,492.64)	2,512.11	(68,678,061.13)
OTHER FINANCING SOURCES (USES)					
Sale of Capital Assets	600,810.89	-	-	-	600,810.89
Transfers-In	79,478,125.90	-	6,674,233.06	-	86,152,358.96
Transfers-Out	(20,367,331.89)	(40.41)	(1,380,200.07)	-	(21,747,572.37)
Insurance Recoveries	2,538.61	-	-	-	2,538.61
Legislative Financing Sources	3,744,000.00	-	-	-	3,744,000.00
Capital Grants & Contributions-Gifts & Donations	-	-	-	-	-
Gain (Loss) on Sale of Capital Assets	-	-	-	-	-
TOTAL OTHER FINANCING SOURCES (USES)	63,458,143.51	(40.41)	5,294,032.99	-	68,752,136.09
SPECIAL ITEMS					
Proceeds from Sale of Park Land	-	-	-	-	-
EXTRAORDINARY ITEMS					
Natural Disaster	-	-	-	-	-
Net Change in Fund Balances/Net Position	8,368,008.74	13.76	(8,296,459.65)	2,512.11	74,074.96
FUND FINANCIAL STATEMENT - FUND BALANCES					
Fund Balances, September 1, 2014	195,386,038.45	6.37	13,290,455.13	630,819.46	209,307,319.41
Restatements (Note 14)	-	-	-	-	-
Fund Balances, September 1, 2014, as Restated	195,386,038.45	6.37	13,290,455.13	630,819.46	209,307,319.41
Appropriations Lapsed	(219,441.44)	-	-	-	(219,441.44)
FUND BALANCES, AUGUST 31, 2015	\$ 203,534,605.75	\$ 20.13	\$ 4,993,995.48	\$ 633,331.57	\$ 209,161,952.93
GOVERNMENT-WIDE STATEMENT OF NET POSITION					
Net Position/Net Change in Net Position					209,161,952.93
Net Position, September 1, 2014					
Restatements					
Net Position, September 1, 2014, as Restated					
NET POSITION, AUGUST 31, 2015					\$ 209,161,952.93

UNAUDITED

Texas Parks & Wildlife Department (802)
EXHIBIT II - COMBINED STATEMENT OF REVENUES, EXPENDITURES AND
CHANGES IN FUND BALANCES/STATEMENT OF ACTIVITIES - Governmental Funds
 For the Fiscal Year Ended August 31, 2015

	CAPITAL ASSETS ADJUSTMENTS	LONG-TERM LIABILITIES ADJUSTMENTS	OTHER ADJUSTMENTS	STATEMENT OF ACTIVITIES
REVENUES				
Legislative Appropriations:				
Original Appropriations (GR)	\$ -	\$ -	\$ -	\$ 38,976,641.00
Additional Appropriations (GR)	-	-	-	6,960,855.26
Taxes (GR)	-	-	-	2,511,317.57
Federal Revenue (PR - Operating Grants & Contr) (Schedule 1A)	-	-	-	62,448,779.40
Federal Pass-Through Revenue (PR - Operating Grants & Contr) (Schedule 1A)	-	-	-	603,854.02
State Grant Pass-Through Revenue (PR - Operating Grants & Contr) (Schedule 1B)	-	-	-	190,743.99
Licenses, Fees and Permits (PR - Chg for Serv)	-	-	-	175,377,202.55
Interest, Dividend and Other Income (GR)	-	-	-	485,358.39
Land Income (PR - Chg for Serv)	-	-	-	4,845,798.76
Settlement of Claims (GR)	-	-	-	679,027.66
Sales of Goods and Services (PR - Chg for Serv)	-	-	-	3,310,196.93
Other (PR - Operating Grants & Contr)	-	-	-	6,446,853.94
Other (GR)	-	-	-	2,371,979.73
TOTAL REVENUES	-	-	-	305,208,609.20
EXPENDITURES				
Salaries and Wages	-	3,172,147.28	-	161,453,923.05
Payroll Related Costs	-	-	-	59,473,236.28
Professional Fees and Services	-	-	-	6,279,171.21
Travel	-	-	-	2,986,210.89
Materials and Supplies	-	-	-	27,160,266.25
Communication and Utilities	-	-	-	14,582,850.93
Repairs and Maintenance	-	-	-	14,198,403.85
Rentals and Leases	-	-	-	3,935,032.54
Printing and Reproduction	-	-	-	1,304,554.44
Claims and Judgements	-	11,286.45	-	358,692.20
Federal Pass-Through Expenditure (Schedule 1A)	-	-	-	3,423,729.91
State Grant Pass-Through Expenditure (Schedule 1B)	-	-	-	2,705,896.24
Intergovernmental Payments	-	-	-	9,855,343.59
Public Assistance Payments	-	-	-	4,469,126.01
Other Expenditures	-	-	-	16,263,418.23
Capital Outlay	(48,620,248.44)	-	-	(0.00)
Depreciation/Amortization Expense	21,307,646.56	-	-	21,307,646.56
Pollution Remediation Obligation (Note 5)	-	(22,822.92)	-	(22,822.92)
TOTAL EXPENDITURES/EXPENSES	(27,312,601.88)	3,160,610.81	-	349,734,679.26
Excess (Deficiency) of Revenues				
Over (Under) Expenditures	27,312,601.88	(3,160,610.81)	-	(44,526,070.06)
OTHER FINANCING SOURCES (USES)				
Sale of Capital Assets	(600,810.89)	-	-	-
Transfers-In	-	-	-	86,152,358.96
Transfers-Out	-	-	-	(21,747,572.37)
Insurance Recoveries	-	-	-	2,538.61
Legislative Financing Sources	-	-	-	3,744,000.00
Capital Grants & Contributions-Gifts & Donations	2,174,027.32	-	-	2,174,027.32
Gain (Loss) on Sale of Capital Assets	33,475.44	-	-	33,475.44
TOTAL OTHER FINANCING SOURCES (USES)	1,606,691.87	-	-	70,358,827.96
SPECIAL ITEMS				
Proceeds from Sale of Park Land				-
EXTRAORDINARY ITEMS				
Natural Disaster				-
Net Change in Fund Balances/Net Position				25,832,757.90
FUND FINANCIAL STATEMENT-FUND BALANCES				
Fund Balances, September 1, 2014				209,307,319.41
Restatements (Note 14)				-
Fund Balances, September 1, 2014, as Restated				209,307,319.41
Appropriations Lapsed				(219,441.44)
FUND BALANCES, AUGUST 31, 2015				\$ 234,920,635.87
GOVERNMENT-WIDE STATEMENT OF NET POSITION				
Net Position/Net Change in Net Position	28,919,293.75	(3,160,610.81)	-	234,920,635.87
Net Position, September 1, 2014	537,403,745.66	(18,394,617.65)	-	519,009,128.01
Restatements	(780,416.27)	-	-	(780,416.27)
Net Position, September 1, 2014, as Restated	536,623,329.39	(18,394,617.65)	-	518,228,711.74
NET POSITION, AUGUST 31, 2015	\$ 565,542,623.14	\$ (21,555,228.46)	\$ -	\$ 753,149,347.61

The accompanying notes to the financial statements are an integral part of this statement.

UNAUDITED

Texas Parks & Wildlife Department (802)
EXHIBIT VI - COMBINED STATEMENT OF FIDUCIARY
NET POSITION
 August 31, 2015

	AGENCY FUNDS (EXHIBIT J-1)	TOTALS 2015
ASSETS		
Cash and Cash Equivalents (Note 3)		
Cash in State Treasury	\$ 266,377.63	\$ 266,377.63
Total Current Assets	266,377.63	266,377.63
TOTAL ASSETS	266,377.63	266,377.63
DEFERRED OUTFLOWS OF RESOURCES		
Deferred Outflows of Resources (Note 28)	-	-
TOTAL DEFERRED OUTFLOWS OF RESOURCES	-	-
LIABILITIES		
Funds Held for Others	\$ 266,377.63	\$ 266,377.63
Total Current Liabilities	266,377.63	266,377.63
TOTAL LIABILITIES	266,377.63	266,377.63
DEFERRED INFLOWS OF RESOURCES		
Deferred Inflows of Resources (Note 28)	-	-
TOTAL DEFERRED INFLOWS OF RESOURCES	-	-
NET POSITION		
Held in Trust For:		
Pension Benefits and Other (Note 9)		-
Employees' Post -Employment Healthcare Benefits		-
Pool Participants		-
Individuals, Organizations, and Other Governments		-
Expendable		-
TOTAL NET POSITION	\$ -	\$ -

The accompanying notes to the financial statements are an integral part of this statement.

Enchanted Rock State Natural Area



The massive pink granite dome rising above Central Texas has drawn people for thousands of years. But there's more at Enchanted Rock State Natural Area than just the dome. The scenery, rock formations and legends are magical, too!

THIS PAGE INTENTIONALLY LEFT BLANK

THIS PAGE INTENTIONALLY LEFT BLANK

UNAUDITED

Texas Parks & Wildlife Department (802)
EXHIBIT A-1 - COMBINING BALANCE SHEET - ALL GENERAL AND CONSOLIDATED FUNDS
 August 31, 2015

	CONSOLIDATED ACCOUNTS						
	GENERAL REVENUE FUND (0001)	GAME, FISH AND WATER SAFETY (0009)	STATE PARKS (0064)	OPERATORS AND CHAUFFEURS LICENSE (0099)	FEDERAL LAND AND WATER CONSERVATION (0223)	TEXAS RECREATION AND PARKS (0467)	NON-GAME AND ENDANGERED SPECIES CONSERVATION (0506)
ASSETS							
Current Assets:							
Cash and Cash Equivalents							
Cash on Hand	\$ 410.00	\$ 86,091.94	\$ 59,046.57	\$ -	\$ -	\$ -	\$ -
Cash in Bank	7,820.78	92,258.64	806,928.95	-	-	80.00	-
Cash in State Treasury	-	86,728,402.55	47,629,847.35	-	8,706.29	9,904,527.48	566,847.17
Legislative Appropriations	18,017,814.94	-	-	-	-	-	-
Receivables from:							
Federal	-	14,072,943.19	158,861.73	-	-	1,822,126.14	-
Interest and Dividends	-	29,301.85	-	-	-	-	-
Accounts Receivables, Net	10.00	11,152,918.29	256,320.59	-	-	-	692.97
Interfund Receivable	146,205.39	1,183,575.76	843,716.30	-	-	17,463.77	-
Due From Other Funds	-	-	245,252.67	-	-	-	-
Due From Other Agencies	-	299,172.37	5,951,225.33	710.40	-	68,926.80	-
Consumable Inventories	1,978,171.95	-	-	-	-	-	-
Merchandise Inventories	-	-	1,244,295.85	-	-	-	-
Total Current Assets	20,150,433.06	113,644,664.59	57,195,495.34	710.40	8,706.29	11,813,124.19	567,540.14
Total Non-Current Assets	-	-	-	-	-	-	-
TOTAL ASSETS	\$ 20,150,433.06	\$ 113,644,664.59	\$ 57,195,495.34	\$ 710.40	\$ 8,706.29	\$ 11,813,124.19	\$ 567,540.14
DEFERRED OUTFLOWS OF RESOURCES							
Deferred Outflows of Resources	\$ -	\$ -	\$ -	\$ -	\$ -	\$ -	\$ -
TOTAL DEFERRED OUTFLOWS OF RESOURCES	\$ -	\$ -	\$ -	\$ -	\$ -	\$ -	\$ -
LIABILITIES, DEFERRED INFLOWS OF RESOURCES AND FUND BALANCES							
Liabilities							
Current Liabilities:							
Payables from:							
Accounts	\$ 1,085,142.45	\$ 8,784,050.72	\$ 3,648,011.46	\$ -	\$ -	\$ 161,109.82	\$ 25.95
Payroll	469,479.85	10,639,082.22	7,646,242.15	-	-	79,352.63	-
Interfund Payable	684,561.59	734,988.95	630,232.33	107.55	-	34,384.02	3,656.79
Due To Other Funds	-	245,252.67	-	-	-	-	-
Due To Other Agencies	26,028.57	6,692,176.27	8,376.86	-	-	22,679.82	-
Unearned Revenues	-	899,476.67	2,422,286.13	-	-	-	-
Total Current Liabilities	2,265,212.46	27,995,027.50	14,355,148.93	107.55	-	297,526.29	3,682.74
Total Non-Current Liabilities	-	-	-	-	-	-	-
TOTAL LIABILITIES	2,265,212.46	27,995,027.50	14,355,148.93	107.55	-	297,526.29	3,682.74
DEFERRED INFLOWS OF RESOURCES							
Deferred Inflows of Resources	\$ -	\$ -	\$ -	\$ -	\$ -	\$ -	\$ -
TOTAL DEFERRED INFLOWS OF RESOURCES	\$ -	\$ -	\$ -	\$ -	\$ -	\$ -	\$ -
Fund Balances (Deficits):							
Nonspendable	1,978,171.95	-	1,244,295.85	-	-	-	-
Restricted	-	85,649,637.09	161,413.67	-	8,706.29	3,197,821.65	-
Committed	9,299,467.48	-	41,434,636.89	602.85	-	8,317,776.25	455,362.21
Unassigned	6,607,581.17	-	-	-	-	-	108,495.19
Total Fund Balances	17,885,220.60	85,649,637.09	42,840,346.41	602.85	8,706.29	11,515,597.90	563,857.40
TOTAL LIABILITIES, DEFERRED INFLOWS OF RESOURCES AND FUND BALANCES	\$ 20,150,433.06	\$ 113,644,664.59	\$ 57,195,495.34	\$ 710.40	\$ 8,706.29	\$ 11,813,124.19	\$ 567,540.14

UNAUDITED

Texas Parks & Wildlife Department (802)
 EXHIBIT A-1 - COMBINING BALANCE SHEET - ALL GENERAL AND CONSOLIDATED FUNDS
 August 31, 2015

CONSOLIDATED ACCOUNTS							
LIFETIME LICENSE ENDOWMENT (0544)	ECONOMIC STABILIZATION (0599)	ARTIFICIAL REEF (0679)	LICENSE PLATE TRUST (0802)	PARKS AND WILDLIFE CONSERVATION AND CAPITAL (5004)	SHRIMP LICENSE BUY BACK (5023)	LARGE COUNTY AND MUNICIPAL RECREATION AND PARKS (5150)	TOTALS (EXHIBIT I) 2015
\$ -	\$ -	\$ -	\$ -	\$ -	\$ -	\$ -	\$ 145,548.51
-	-	-	-	-	-	-	907,088.37
25,787,473.80	-	11,245,864.20	-	-	1,407,418.33	6,342,203.99	189,621,291.16
-	-	-	-	-	-	-	18,017,814.94
-	-	-	-	-	-	-	16,053,931.06
9,028.60	-	-	197.69	-	-	-	38,528.14
65,904.80	-	-	-	-	20,308.25	-	11,496,154.90
-	60.94	3,888.03	-	-	-	33,186.93	2,228,097.12
-	-	-	-	-	-	-	245,252.67
-	225,892.90	-	890,572.33	-	-	38,771.42	7,475,271.55
-	-	-	-	-	-	-	1,978,171.95
-	-	-	-	-	-	-	1,244,295.85
25,862,407.20	225,953.84	11,249,752.23	890,770.02	-	1,427,726.58	6,414,162.34	249,451,446.22
-	-	-	-	-	-	-	-
\$ 25,862,407.20	\$ 225,953.84	\$ 11,249,752.23	\$ 890,770.02	\$ -	\$ 1,427,726.58	\$ 6,414,162.34	\$ 249,451,446.22
\$ -	\$ -	\$ -	\$ -	\$ -	\$ -	\$ -	\$ -
\$ -	\$ -	\$ -	\$ -	\$ -	\$ -	\$ -	\$ -
\$ -	\$ 225,892.90	\$ 67,466.35	\$ 126,736.18	\$ -	\$ -	\$ 29,449.63	\$ 14,127,885.46
-	-	21,520.36	-	-	-	37,913.52	18,893,590.73
-	-	-	-	-	-	9,590.79	2,097,522.02
-	-	-	-	-	-	-	245,252.67
-	25,893.87	438,897.53	16,773.87	-	-	-	7,230,826.79
-	-	-	-	-	-	-	3,321,762.80
-	251,786.77	527,884.24	143,510.05	-	-	76,953.94	45,916,840.47
-	-	-	-	-	-	-	-
-	251,786.77	527,884.24	143,510.05	-	-	76,953.94	45,916,840.47
\$ -	\$ -	\$ -	\$ -	\$ -	\$ -	\$ -	\$ -
\$ -	\$ -	\$ -	\$ -	\$ -	\$ -	\$ -	\$ -
-	-	-	-	-	-	-	3,222,467.80
-	-	13,136.31	-	-	-	-	89,030,715.01
25,862,407.20	-	10,708,731.68	747,259.97	-	1,427,726.58	6,337,208.40	104,591,179.51
-	(25,832.93)	-	-	-	-	-	6,690,243.43
25,862,407.20	(25,832.93)	10,721,867.99	747,259.97	-	1,427,726.58	6,337,208.40	203,534,605.75
\$ 25,862,407.20	\$ 225,953.84	\$ 11,249,752.23	\$ 890,770.02	\$ -	\$ 1,427,726.58	\$ 6,414,162.34	\$ 249,451,446.22

UNAUDITED

Texas Parks & Wildlife Department (802)
EXHIBIT A-2 - COMBINING STATEMENT OF REVENUES, EXPENDITURES AND
CHANGES IN FUND BALANCES - All General and Consolidated Funds
 For the fiscal year ended August 31, 2015

	CONSOLIDATED ACCOUNTS					
	GENERAL REVENUE (0001)	GAME, FISH AND WATER SAFETY (0009)	STATE PARKS (0064)	OPERATORS/CHAUFFERS LICENSE (0099)	FEDERAL LAND AND WATER CONSERVATION (0223)	TEXAS RECREATION AND PARKS (0467)
REVENUES						
Legislative Appropriations:						
Original Appropriations (GR)	\$ 38,976,641.00	\$ -	\$ -	\$ -	\$ -	\$ -
Additional Appropriations (GR)	6,960,855.26	-	-	-	-	-
Taxes (GR)	-	2,511,317.57	-	-	-	-
Federal Revenue (PR - Operating Grants & Contr)	259,868.00	57,207,721.43	200,240.75	-	-	4,780,949.22
Federal Pass-Through Revenue (PR - Operating Grants & Contr)	-	376,501.17	227,352.85	-	-	-
State Grant Pass-Through Revenue (PR - Operating Grants & Contr)	-	120,813.99	69,930.00	-	-	-
Licenses, Fees and Permits (PR - Chg for Serv)	6,598.40	126,776,995.08	46,551,349.61	-	-	-
Interest, Dividend and Other Income (GR)	-	379,276.75	-	-	-	-
Land Income (PR - Chg for Serv)	-	2,065,777.16	2,780,021.60	-	-	-
Settlement of Claims (GR)	-	679,027.66	-	-	-	-
Sales of Goods and Services (PR - Chg for Serv)	32,795.68	1,920,401.79	1,351,181.73	-	-	-
Other (PR - Operating Grants & Contr)	3,000.00	4,505,023.62	1,298,050.22	-	-	-
Other (GR)	1,800.00	2,090,906.97	279,269.76	-	-	-
TOTAL REVENUES	46,241,558.34	198,633,763.19	52,757,396.52	-	-	4,780,949.22
EXPENDITURES						
Salaries and Wages	19,952,745.31	91,567,774.69	44,564,432.79	505,200.12	-	569,940.91
Payroll Related Costs	6,650,130.31	31,920,810.96	18,415,308.42	145,536.92	-	1,184,096.54
Professional Fees and Services	2,461,264.55	2,071,285.61	1,130,079.63	-	-	2,900.00
Travel	884,433.33	1,284,091.29	707,746.11	-	-	32,573.34
Materials and Supplies	1,216,214.69	12,835,844.79	12,388,683.74	-	-	57,385.09
Communication and Utilities	1,228,175.08	6,859,159.28	6,378,899.89	-	-	4,509.75
Repairs and Maintenance	860,672.69	5,222,059.18	5,425,366.17	-	-	1,481.40
Rentals and Leases	235,713.02	2,690,654.29	509,729.21	-	-	1,968.52
Printing and Reproduction	28,643.20	746,730.49	510,532.28	-	-	92.62
Claims and Judgements	1,902.39	326,355.89	19,147.47	-	-	-
Federal Grant Pass-Through Expenditure	-	3,423,729.91	-	-	-	-
State Grant Pass-Through Expenditure	53,512.22	1,530,543.31	22,877.30	-	-	71,473.15
Intergovernmental Payments	40,513.91	1,484,512.50	-	-	-	4,517,717.41
Public Assistance Payments	128,121.02	2,592,554.43	140,000.00	-	-	1,360,749.44
Other Expenditures	317,874.71	10,680,288.68	3,811,444.71	-	-	34,471.65
Capital Outlay	2,643,367.45	29,516,510.21	6,301,871.99	-	-	349,839.50
TOTAL EXPENDITURES	36,703,283.88	204,752,905.51	100,326,119.71	650,737.04	-	8,189,199.32
Excess (Deficiency) of Revenues						
Over (Under) Expenditures	9,538,274.46	(6,119,142.32)	(47,568,723.19)	(650,737.04)	-	(3,408,250.10)
OTHER FINANCING SOURCES (USES)						
Sale of Capital Assets	127,918.13	472,892.76	-	-	-	-
Transfers-In	-	392,771.81	66,069,679.24	651,339.89	-	5,264,996.86
Transfers-Out	(3,772,368.09)	(3,204,299.84)	(11,326,842.59)	-	-	(59,924.76)
Insurance Recoveries	-	2,538.61	-	-	-	-
Legislative Financing Sources	3,744,000.00	-	-	-	-	-
TOTAL OTHER FINANCING SOURCES (USES)	99,550.04	(2,336,096.66)	54,742,836.65	651,339.89	-	5,205,072.10
SPECIAL ITEMS						
Proceeds from Sale of Park Land	-	-	-	-	-	-
EXTRAORDINARY ITEMS						
Natural Disaster	-	-	-	-	-	-
Net Change in Fund Balances	9,637,824.50	(8,455,238.98)	7,174,113.46	602.85	-	1,796,822.00
FUND FINANCIAL STATEMENT - FUND BALANCES						
Fund Balances, September 1, 2014	8,466,837.54	94,104,876.07	35,666,232.95	-	8,706.29	9,718,775.90
Restatements (Note 14)	-	-	-	-	-	-
Fund Balances, September 1, 2014, as Restated	8,466,837.54	94,104,876.07	35,666,232.95	-	8,706.29	9,718,775.90
Appropriations Lapsed	(219,441.44)	-	-	-	-	-
FUND BALANCES, AUGUST 31, 2015	\$ 17,885,220.60	\$ 85,649,637.09	\$ 42,840,346.41	\$ 602.85	\$ 8,706.29	\$ 11,515,597.90

UNAUDITED

Texas Parks & Wildlife Department (Agency 802)
EXHIBIT A-2 - COMBINING STATEMENT OF REVENUES, EXPENDITURES AND
CHANGES IN FUND BALANCES - All General and Consolidated Funds
 For the fiscal year ended August 31, 2015

CONSOLIDATED ACCOUNTS								
NON-GAME AND ENDANGERED SPECIES CONSERVATION (0506)	LIFETIME LICENSE ENDOWMENT (0544)	ECONOMIC STABILIZATION (0599)	ARTIFICIAL REEF (0679)	LICENSE PLATE TRUST (0802)	PARKS AND WILDLIFE CONSERVATION AND CAPITAL (5004)	SHRIMP LICENSE BUY BACK (5023)	LARGE COUNTY AND MUNICIPAL RECREATION AND PARKS (5150)	TOTALS (EXHIBIT II) 2015
\$ -	\$ -	\$ -	\$ -	\$ -	\$ -	\$ -	\$ -	\$ 38,976,641.00
-	-	-	-	-	-	-	-	6,960,855.26
-	-	-	-	-	-	-	-	2,511,317.57
-	-	-	-	-	-	-	-	62,448,779.40
-	-	-	-	-	-	-	-	603,854.02
-	-	-	-	-	-	-	-	190,743.99
8,922.15	1,319,689.30	-	-	622,788.31	-	90,859.70	-	175,377,202.55
-	101,996.71	-	-	1,518.65	-	-	-	482,792.11
-	-	-	-	-	-	-	-	4,845,798.76
-	-	-	-	-	-	-	-	679,027.66
5,817.73	-	-	-	-	-	-	-	3,310,196.93
1,128.00	725.00	-	638,927.10	-	-	-	-	6,446,853.94
3.00	-	-	-	-	-	-	-	2,371,979.73
15,870.88	1,422,411.01	-	638,927.10	624,306.96	-	90,859.70	-	305,206,042.92
42,571.82	1,126.23	-	188,193.13	-	-	-	328,296.95	157,720,281.95
13,742.77	106,272.63	-	59,282.47	-	-	-	800,676.50	59,295,857.52
309.84	-	23,248.97	110,169.26	22,786.54	-	-	24,650.00	5,846,694.40
-	-	-	9,068.40	4,497.20	-	-	7,737.90	2,930,147.57
7,328.50	-	206,585.82	41,787.35	115,623.30	(1,135.86)	-	18,587.17	26,886,904.59
-	-	18,735.57	1,989.87	82,949.27	-	-	3,116.57	14,577,535.28
-	-	715.19	11,848.35	11,109.06	-	-	5,892.93	11,539,144.97
-	433,643.33	4,906.53	10,640.68	22,292.81	-	-	5,794.10	3,915,342.49
871.14	-	-	1,049.75	11,358.89	-	-	88.50	1,299,366.87
-	-	-	-	-	-	-	-	347,405.75
-	-	-	-	-	-	-	-	3,423,729.91
3,129.91	-	50,612.91	920,712.54	40,830.47	12,204.43	-	-	2,705,896.24
-	-	3,425.53	-	4,673.34	-	-	3,804,500.90	9,855,343.59
-	-	-	-	95,660.19	-	-	152,040.93	4,469,126.01
12,977.41	49,367.39	129,890.81	710,191.94	252,190.31	-	176,100.00	12,323.70	16,187,121.31
-	-	460,883.60	-	-	-	-	23,806.49	39,296,279.24
80,931.39	590,409.58	899,004.93	2,064,933.74	663,971.38	11,068.57	176,100.00	5,187,512.64	360,296,177.69
(65,060.51)	832,001.43	(899,004.93)	(1,426,006.64)	(39,664.42)	(11,068.57)	(85,240.30)	(5,187,512.64)	(55,090,134.77)
-	-	-	-	-	-	-	-	600,810.89
-	-	873,172.00	30.50	537,170.49	1,466,695.62	-	4,222,269.49	79,478,125.90
-	-	-	(30.50)	-	(2,003,866.11)	-	-	(20,367,331.89)
-	-	-	-	-	-	-	-	2,538.61
-	-	-	-	-	-	-	-	3,744,000.00
-	-	873,172.00	-	537,170.49	(537,170.49)	-	4,222,269.49	63,458,143.51
-	-	-	-	-	-	-	-	-
(65,060.51)	832,001.43	(25,832.93)	(1,426,006.64)	497,506.07	(548,239.06)	(85,240.30)	(965,243.15)	8,368,008.74
628,917.91	25,030,405.77	-	12,147,874.63	249,753.90	548,239.06	1,512,966.88	7,302,451.55	195,386,038.45
628,917.91	25,030,405.77	-	12,147,874.63	249,753.90	548,239.06	1,512,966.88	7,302,451.55	195,386,038.45
-	-	-	-	-	-	-	-	(219,441.44)
\$ 563,857.40	\$ 25,862,407.20	\$ (25,832.93)	\$ 10,721,867.99	\$ 747,259.97	\$ 0.00	\$ 1,427,726.58	\$ 6,337,208.40	\$ 203,534,605.75

UNAUDITED

Texas Parks & Wildlife Department (802)
 EXHIBIT C-1 - COMBINING BALANCE SHEET – DEBT SERVICE FUNDS
 August 31, 2015

	TEXAS PARKS DEVELOPMENT BONDS INTEREST AND SINKING FUND (0409)		TOTALS (EXHIBIT I) 2015	
ASSETS				
Current Assets:				
Cash and Cash Equivalents				
Cash in State Treasury	\$	16.69	\$	16.69
Receivables from:				
Interest and Dividends		3.44		3.44
Total Current Assets		20.13		20.13
Total Non-Current Assets		-		-
TOTAL ASSETS	\$	20.13	\$	20.13
DEFERRED OUTFLOWS OF RESOURCES				
Deferred Outflows of Resources	\$	-	\$	-
TOTAL DEFERRED OUTFLOWS OF RESOURCES	\$	-	\$	-
LIABILITIES, DEFERRED INFLOWS OF RESOURCES AND FUND BALANCES				
Liabilities				
Total Current Liabilities		-		-
Total Non-Current Liabilities		-		-
TOTAL LIABILITIES		-		-
DEFERRED INFLOWS OF RESOURCES				
Deferred Inflows of Resources	\$	-	\$	-
TOTAL DEFERRED INFLOWS OF RESOURCES	\$	-	\$	-
Fund Balances (Deficits):				
Restricted		20.13		20.13
Total Fund Balances		20.13		20.13
TOTAL LIABILITIES, DEFERRED INFLOWS OF RESOURCES AND FUND BALANCES	\$	20.13	\$	20.13

UNAUDITED

Texas Parks & Wildlife Department (802)
EXHIBIT C-2 - COMBINING STATEMENT OF REVENUES, EXPENDITURES
AND CHANGES IN FUND BALANCES - Debt Service Funds
 For the fiscal year ended August 31, 2015

	TEXAS PARKS DEVELOPMENT BONDS INTEREST AND SINKING FUND (0409)		TOTALS (EXHIBIT II) 2015	
REVENUES				
Interest, Dividend and Other Income (GR)	\$	54.17	\$	54.17
TOTAL REVENUES		54.17		54.17
EXPENDITURES				
TOTAL EXPENDITURES		-		-
Excess (Deficiency) of Revenues				
Over (Under) Expenditures		54.17		54.17
OTHER FINANCING SOURCES (USES)				
Transfers-Out		(40.41)		(40.41)
TOTAL OTHER FINANCING SOURCES (USES)		(40.41)		(40.41)
SPECIAL ITEMS				
Proceeds from Sale of Park Land		-		-
EXTRAORDINARY ITEMS				
Natural Disaster		-		-
Net Change in Fund Balances		13.76		13.76
FUND FINANCIAL STATEMENT - FUND BALANCES				
Fund Balances, September 1, 2014		6.37		6.37
Restatements (Note 14)		-		-
Fund Balances, September 1, 2014, as Restated		6.37		6.37
Appropriations Lapsed		-		-
FUND BALANCES, AUGUST 31, 2015		\$ 20.13	\$	20.13

UNAUDITED

Texas Parks & Wildlife Department (802)
EXHIBIT D-1 - COMBINING BALANCE SHEET - Capital Projects Funds
 August 31, 2015

T.P.F.A. G.O. COMMERCIAL PAPER SERIES 2002A TPWD PROJECT C FUND (7634)	T.P.F.A. G.O. COMMERCIAL PAPER SERIES 2008 TPWD PROJECT 1A FUND (7635)
-----------------------------------------------------------------------------------------------------------------------	-----------------------------------------------------------------------------------------------------------------------

ASSETS

Current Assets:

Cash and Cash Equivalents
 Interfund Receivable
 Due From Other Agencies

\$	-	\$	-
	121,424.00		-

Total Current Assets

121,424.00

-

Total Non-Current Assets

-

-

TOTAL ASSETS

\$	121,424.00	\$	-
----	------------	----	---

DEFERRED OUTFLOWS OF RESOURCES

Deferred Outflows of Resources

\$	-	\$	-
----	---	----	---

TOTAL DEFERRED OUTFLOWS OF RESOURCES

\$	-	\$	-
----	---	----	---

LIABILITIES, DEFERRED INFLOWS OF RESOURCES AND FUND BALANCES

Liabilities

Current Liabilities:

Payables from:

Accounts
 Interfund Payable

\$	-	\$	-
	-		-

Total Current Liabilities

-

-

Total Non-Current Liabilities

-

-

TOTAL LIABILITIES

-

-

DEFERRED INFLOWS OF RESOURCES

Deferred Inflows of Resources

\$	-	\$	-
----	---	----	---

TOTAL DEFERRED INFLOWS OF RESOURCES

\$	-	\$	-
----	---	----	---

Fund Balances (Deficits):

Restricted

121,424.00

-

Total Fund Balances

121,424.00

-

TOTAL LIABILITIES, DEFERRED INFLOWS OF RESOURCES AND FUND BALANCES

\$	121,424.00	\$	-
----	------------	----	---

UNAUDITED

Texas Parks & Wildlife Department (802)
EXHIBIT D-1 - COMBINING BALANCE SHEET - Capital Projects Funds
 August 31, 2015

T.P.F.A. G.O. COMMERCIAL PAPER SERIES 2008 TPWD PROJECT 1B FUND (7647)	T.P.F.A. G.O. COMMERCIAL PAPER SERIES 2008 TPWD PROJECT 1C FUND (7654)	T.P.F.A. G.O. COMMERCIAL PAPER SERIES 2008 TPWD PROJECT 1D FUND (7659)	TOTALS (EXHIBIT I) 2015
------------------------------------------------------------------------------------	------------------------------------------------------------------------------------	------------------------------------------------------------------------------------	-------------------------------

\$	-	\$	109.60	\$	-	\$	109.60
	1,616,051.16		3,738,076.33		131,537.63		5,607,089.12
	1,616,051.16		3,738,185.93		131,537.63		5,607,198.72

	-		-		-		-
\$	1,616,051.16	\$	3,738,185.93	\$	131,537.63	\$	5,607,198.72

\$	-	\$	-	\$	-	\$	-
\$	-	\$	-	\$	-	\$	-

\$	183,504.81	\$	287,333.71	\$	11,680.02	\$	482,518.54
	37,517.38		69,893.45		23,273.87		130,684.70
	221,022.19		357,227.16		34,953.89		613,203.24

	-		-		-		-
	221,022.19		357,227.16		34,953.89		613,203.24

\$	-	\$	-	\$	-	\$	-
\$	-	\$	-	\$	-	\$	-

	1,395,028.97		3,380,958.77		96,583.74		4,993,995.48
	1,395,028.97		3,380,958.77		96,583.74		4,993,995.48
\$	1,616,051.16	\$	3,738,185.93	\$	131,537.63	\$	5,607,198.72

UNAUDITED

Texas Parks & Wildlife Department (802)
EXHIBIT D-2 - COMBINING STATEMENT OF REVENUES, EXPENDITURES AND
CHANGES IN FUND BALANCES - Capital Projects Funds
 For the fiscal year ended August 31, 2015

	T.P.F.A. G.O. COMMERCIAL PAPER SERIES 2002A TPWD PROJECT C FUND (7634)	T.P.F.A. G.O. COMMERCIAL PAPER SERIES 2008 TPWD PROJECT 1A FUND (7635)
REVENUES		
TOTAL REVENUES	\$ -	\$ -
EXPENDITURES		
Salaries and Wages	-	-
Payroll Related Costs	-	-
Professional Fees and Services	-	-
Travel	-	-
Materials and Supplies	-	-
Communication and Utilities	-	-
Repairs and Maintenance	-	-
Rentals and Leases	-	-
Printing and Reproduction	-	-
Other Expenditures	-	-
Capital Outlay	-	432,287.33
TOTAL EXPENDITURES	-	432,287.33
Excess (Deficiency) of Revenues Over (Under) Expenditures	-	(432,287.33)
OTHER FINANCING SOURCES (USES)		
Transfers-In	121,424.00	-
Transfers-Out	-	(1,380,200.07)
TOTAL OTHER FINANCING SOURCES (USES)	121,424.00	(1,380,200.07)
SPECIAL ITEMS		
Proceeds from Sale of Park Land	-	-
EXTRAORDINARY ITEMS		
Natural Disaster	-	-
Net Change in Fund Balances	121,424.00	(1,812,487.40)
FUND FINANCIAL STATEMENT - FUND BALANCES		
Fund Balances, September 1, 2014	-	1,812,487.40
Restatements (Note 14)	-	-
Fund Balances, September 1, 2014, as Restated	-	1,812,487.40
Appropriations Lapsed	-	-
FUND BALANCES, AUGUST 31, 2015	\$ 121,424.00	\$ 0.00

UNAUDITED

Texas Parks & Wildlife Department (802)
EXHIBIT D-2 - COMBINING STATEMENT OF REVENUES, EXPENDITURES AND
CHANGES IN FUND BALANCES - Capital Projects Funds
 For the fiscal year ended August 31, 2015

T.P.F.A. G.O. COMMERCIAL PAPER SERIES 2008 TPWD PROJECT 1B FUND (7647)	T.P.F.A. G.O. COMMERCIAL PAPER SERIES 2008 TPWD PROJECT 1C FUND (7654)	T.P.F.A. G.O. COMMERCIAL PAPER SERIES 2008 TPWD PROJECT 1D FUND (7659)	TOTALS (EXHIBIT II) 2015
\$ -	\$ -	\$ -	\$ -
267,339.79	247,340.75	46,813.28	561,493.82
83,788.44	79,878.08	13,712.24	177,378.76
269,969.12	162,507.69	-	432,476.81
15,109.04	38,318.88	2,635.40	56,063.32
34,629.35	236,549.15	2,183.16	273,361.66
-	5,315.65	-	5,315.65
2,513,449.38	123,927.67	21,881.83	2,659,258.88
750.01	18,940.04	-	19,690.05
3,577.75	987.68	622.14	5,187.57
43,081.14	16,014.89	17,200.89	76,296.92
5,522,189.43	3,176,965.25	192,527.19	9,323,969.20
8,753,883.45	4,106,745.73	297,576.13	13,590,492.64
(8,753,883.45)	(4,106,745.73)	(297,576.13)	(13,590,492.64)
2,072,118.96	4,163,635.52	317,054.58	6,674,233.06
-	-	-	(1,380,200.07)
2,072,118.96	4,163,635.52	317,054.58	5,294,032.99
-	-	-	-
-	-	-	-
(6,681,764.49)	56,889.79	19,478.45	(8,296,459.65)
8,076,793.46	3,324,068.98	77,105.29	13,290,455.13
-	-	-	-
8,076,793.46	3,324,068.98	77,105.29	13,290,455.13
-	-	-	-
\$ 1,395,028.97	\$ 3,380,958.77	\$ 96,583.74	\$ 4,993,995.48

UNAUDITED

Texas Parks & Wildlife Department (802)
EXHIBIT E-1 - COMBINING BALANCE SHEET - Permanent Funds
 August 31, 2015

STATE PARKS ENDOWMENT TRUST ACCOUNT (0885)	TOTALS (EXHIBIT I) 2015
------------------------------------------------------------------------------------------------------------------	--------------------------------------------------------------------------

ASSETS

Current Assets:

Cash and Cash Equivalents

Cash in State Treasury

	\$	633,110.58		\$	633,110.58
--	----	------------	--	----	------------

Receivables from:

Interest and Dividends

	220.99		220.99
--	--------	--	--------

Total Current Assets

	633,331.57		633,331.57
--	------------	--	------------

Total Non-Current Assets

	-		-
--	---	--	---

TOTAL ASSETS

	633,331.57		633,331.57
--	------------	--	------------

DEFERRED OUTFLOWS OF RESOURCES

Deferred Outflows of Resources

	\$	-		\$	-
--	----	---	--	----	---

TOTAL DEFERRED OUTFLOWS OF RESOURCES

	\$	-		\$	-
--	----	---	--	----	---

LIABILITIES, DEFERRED INFLOWS OF RESOURCES AND FUND BALANCES

Liabilities

Total Current Liabilities

	-		-
--	---	--	---

Total Non-Current Liabilities

	-		-
--	---	--	---

TOTAL LIABILITIES

	-		-
--	---	--	---

DEFERRED INFLOWS OF RESOURCES

Deferred Inflows of Resources

	\$	-		\$	-
--	----	---	--	----	---

TOTAL DEFERRED INFLOWS OF RESOURCES

	\$	-		\$	-
--	----	---	--	----	---

Fund Balances (Deficits):

Nonspendable

	2,512.11		2,512.11
--	----------	--	----------

Restricted

	630,819.46		630,819.46
--	------------	--	------------

Total Fund Balances

	633,331.57		633,331.57
--	------------	--	------------

TOTAL LIABILITIES, DEFERRED INFLOWS OF RESOURCES AND FUND BALANCES

	\$	633,331.57		\$	633,331.57
--	----	------------	--	----	------------

UNAUDITED

Texas Parks & Wildlife Department (802)
EXHIBIT E-2 - COMBINING STATEMENT OF REVENUES, EXPENDITURES
AND CHANGES IN FUND BALANCES - Permanent Funds
 For the fiscal year ended August 31, 2015

STATE PARKS ENDOWMENT TRUST ACCOUNT (0885)	TOTALS (EXHIBIT II) 2015
------------------------------------------------------------------------------------------------------------------	---------------------------------------------------------------------------

REVENUES			
Interest, Dividend and Other Income (GR)	\$	2,512.11	\$ 2,512.11
TOTAL REVENUES		2,512.11	2,512.11
EXPENDITURES			
TOTAL EXPENDITURES		-	-
Excess (Deficiency) of Revenues			
Over (Under) Expenditures		2,512.11	2,512.11
OTHER FINANCING SOURCES (USES)			
TOTAL OTHER FINANCING SOURCES (USES)		-	-
SPECIAL ITEMS			
Proceeds from Sale of Park Land			
		-	-
EXTRAORDINARY ITEMS			
Natural Disaster			
		-	-
Net Change in Fund Balances		2,512.11	2,512.11
FUND FINANCIAL STATEMENT - FUND BALANCES			
Fund Balances, September 1, 2014		630,819.46	630,819.46
Restatements (Note 14)		-	-
Fund Balances, September 1, 2014, as Restated		630,819.46	630,819.46
Appropriations Lapsed		-	-
FUND BALANCES, AUGUST 31, 2015		\$ 633,331.57	\$ 633,331.57

UNAUDITED

Texas Parks & Wildlife Department (802)
EXHIBIT J-1 - COMBINING STATEMENT OF CHANGES IN
ASSETS AND LIABILITIES - Agency Funds
 August 31, 2015

	BEGINNING BALANCE SEPTEMBER 1, 2014		ADDITIONS		DEDUCTIONS		ENDING BALANCE AUGUST 31, 2015
Unappropriated Collections General Revenue Fund (0001) U/F (1000)							
ASSETS							
Current							
Cash in State Treasury	\$ -		\$ 658,119.99		\$ 658,119.99		\$ -
Total Current Assets	\$ -		\$ 658,119.99		\$ 658,119.99		\$ -
LIABILITIES							
Current							
Accounts Payable	\$ -		\$ 9,776.98		\$ 9,776.98		\$ -
Funds Held for Others	\$ -		\$ 658,119.09		\$ 658,119.09		\$ -
Total Current Liabilities	\$ -		\$ 667,896.07		\$ 667,896.07		\$ -
P&W Point of Sale Deposits Escrow Trust (0843)							
ASSETS							
Current							
Cash in State Treasury	\$ 168,660.25		\$ 360,998.50		\$ 358,298.50		\$ 171,360.25
Total Current Assets	\$ 168,660.25		\$ 360,998.50		\$ 358,298.50		\$ 171,360.25
LIABILITIES							
Current							
Accounts Payable	\$ -		\$ 8,175.00		\$ 8,175.00		\$ -
Funds Held for Others	\$ 168,660.25		\$ 196,463.25		\$ 193,763.25		\$ 171,360.25
Total Current Liabilities	\$ 168,660.25		\$ 204,638.25		\$ 201,938.25		\$ 171,360.25
Funds Held For Others-Parks (0900) U/F (0922) *							
ASSETS							
Current							
Cash in State Treasury	\$ 10,909.72		\$ 26,788.38		\$ 25,712.72		\$ 11,985.38
Total Current Assets	\$ 10,909.72		\$ 26,788.38		\$ 25,712.72		\$ 11,985.38
LIABILITIES							
Current							
Accounts Payable	\$ -		\$ 16,173.00		\$ 16,173.00		\$ -
Funds Held for Others	\$ 10,909.72		\$ 26,788.38		\$ 25,712.72		\$ 11,985.38
Total Current Liabilities	\$ 10,909.72		\$ 42,961.38		\$ 41,885.72		\$ 11,985.38
Suspense - Local Hotel Taxes (0900) U/F (0939) *							
ASSETS							
Current							
Cash in State Treasury	\$ 29,452.78		\$ 154,727.62		\$ 153,720.77		\$ 30,459.63
Total Current Assets	\$ 29,452.78		\$ 154,727.62		\$ 153,720.77		\$ 30,459.63
LIABILITIES							
Current							
Accounts Payable	\$ -		\$ 153,298.71		\$ 153,298.71		\$ -
Funds Held for Others	\$ 29,452.78		\$ 154,727.62		\$ 153,720.77		\$ 30,459.63
Total Current Liabilities	\$ 29,452.78		\$ 308,026.33		\$ 307,019.48		\$ 30,459.63
USPS - Overpayments to Employees (0900) U/F (9015) *							
ASSETS							
Current							
Cash in State Treasury	\$ 11,202.60		\$ 26,628.90		\$ 26,499.42		\$ 11,332.08
Total Current Assets	\$ 11,202.60		\$ 26,628.90		\$ 26,499.42		\$ 11,332.08
LIABILITIES							
Current							
Funds Held for Others	\$ 11,202.60		\$ 26,628.90		\$ 26,499.42		\$ 11,332.08
Total Current Liabilities	\$ 11,202.60		\$ 26,628.90		\$ 26,499.42		\$ 11,332.08

UNAUDITED

Texas Parks & Wildlife Department (802)
EXHIBIT J-1 - COMBINING STATEMENT OF CHANGES IN
ASSETS AND LIABILITIES - Agency Funds
 August 31, 2015

	BEGINNING BALANCE SEPTEMBER 1, 2014		ADDITIONS		DEDUCTIONS		ENDING BALANCE AUGUST 31, 2015
Correction Account - Direct Deposit (0980)							
ASSETS							
Current							
Cash in State Treasury	\$ -		\$ 47,157.47		\$ 47,157.47		\$ -
Total Current Assets	\$ -		\$ 47,157.47		\$ 47,157.47		\$ -
LIABILITIES							
Current							
Funds Held for Others	\$ -		\$ 47,157.47		\$ 47,157.47		\$ -
Total Current Liabilities	\$ -		\$ 47,157.47		\$ 47,157.47		\$ -
USPS - Direct Deposit Return Money (0980) U/F (9014) *							
ASSETS							
Current							
Cash in State Treasury	\$ -		\$ 11,941.01		\$ 11,941.01		\$ -
Total Current Assets	\$ -		\$ 11,941.01		\$ 11,941.01		\$ -
LIABILITIES							
Current							
Funds Held for Others	\$ -		\$ 11,941.01		\$ 11,941.01		\$ -
Total Current Liabilities	\$ -		\$ 11,941.01		\$ 11,941.01		\$ -
Agency Suspense Payable Deducts (0900) U/F (9904) *							
ASSETS							
Current							
Cash in State Treasury	\$ 191.00		\$ 365,910.41		\$ 366,101.41		\$ -
Total Current Assets	\$ 191.00		\$ 365,910.41		\$ 366,101.41		\$ -
LIABILITIES							
Current							
Funds Held for Others	\$ 191.00		\$ 365,910.41		\$ 366,101.41		\$ -
Total Current Liabilities	\$ 191.00		\$ 365,910.41		\$ 366,101.41		\$ -
Child Support Addenda Deducts - Suspense (0807) U/F (8070) *							
ASSETS							
Current							
Cash in State Treasury	\$ 33,885.20		\$ 514,194.14		\$ 506,839.05		\$ 41,240.29
Total Current Assets	\$ 33,885.20		\$ 514,194.14		\$ 506,839.05		\$ 41,240.29
LIABILITIES							
Current							
Accounts Payable	\$ -		\$ 471,261.85		\$ 471,261.85		\$ -
Funds Held for Others	\$ 33,885.20		\$ 514,194.14		\$ 506,839.05		\$ 41,240.29
Total Current Liabilities	\$ 33,885.20		\$ 985,455.99		\$ 978,100.90		\$ 41,240.29
TOTALS - ALL AGENCY FUNDS							
ASSETS							
Current							
Cash in State Treasury	\$ 254,301.55		\$ 2,166,466.42		\$ 2,154,390.34		\$ 266,377.63
Total Current Assets	\$ 254,301.55		\$ 2,166,466.42		\$ 2,154,390.34		\$ 266,377.63
LIABILITIES							
Current							
Accounts Payable	\$ -		\$ 658,685.54		\$ 658,685.54		\$ -
Funds Held for Others	\$ 254,301.55		\$ 2,001,930.27		\$ 1,989,854.19		\$ 266,377.63
Total Current Liabilities	\$ 254,301.55		\$ 2,660,615.81		\$ 2,648,539.73		\$ 266,377.63

*GAAP Fund is noted as (XXXX), USAS D23 U/F (XXXX)

THIS PAGE INTENTIONALLY LEFT BLANK

Longhorn Cavern State Park



Longhorn Cavern State Park features Longhorn Cavern, a Texas Hill Country wonder created over thousands of years by the dissolving and cutting action of water on the limestone bedrock of the area. Fossil remains show that many Ice Age animals once occupied the cave.

THIS PAGE INTENTIONALLY LEFT BLANK

TEXAS PARKS AND WILDLIFE DEPARTMENT (802)

NOTE 1: Summary of Significant Accounting Policies**Entity**

The accompanying financial statements reflect the financial position of the Texas Parks and Wildlife Department (TPWD). TPWD is an agency of the State of Texas, and its financial records comply with state statutes and regulations. This includes compliance with the Texas Comptroller of Public Accounts' *Reporting Requirements - Annual Financial Reports of State Agencies and Universities*.

TPWD, established by the Legislature in 1963 by merging the State Parks Board and the Game and Fish Commission, operates under the Parks and Wildlife Code. Policy direction is provided by the Texas Parks and Wildlife Commission. An Executive Director, appointed by the Commission, directs the administration of TPWD. The responsibilities of TPWD consist of three main functions: to plan, develop, and maintain the Texas state park system; to manage the wildlife, freshwater, and marine resources of Texas; and to enforce all laws pertaining to the operations of TPWD.

Due to statewide requirements embedded in Governmental Accounting Standards Board Statement No. 34, *Basic Financial Statements – and Management's Discussion and Analysis – for State and Local Governments*, the Comptroller of Public Accounts does not require the accompanying annual financial report to comply with all requirements in this statement. The financial report will be considered for audit by the State Auditor as part of the audit of the State of Texas *Comprehensive Annual Financial Report (CAFR)*; therefore, an opinion has not been expressed on the financial statements and related information contained in this report.

Blended and Discretely Presented Component Units:

No blended or discretely presented component units have been identified.

Fund Structure

The accompanying financial statements are presented on the basis of funds, each of which is considered a separate accounting entity. The operations of each fund are accounted for with a separate set of self-balancing accounts that comprise its assets, liabilities, revenues, expenditures and fund balances/net position. These accounts are segregated for the purpose of carrying on specific activities or attaining certain objectives in accordance with special regulations, restrictions, or limitations.

Governmental Fund Types & Government-wide Adjustment Fund Types

General Revenue Funds: The General Revenue Fund (Fund 0001) is the principal operating fund used to account for most of the state's general activities. It accounts for all the financial resources except those accounted for in other funds.

Game, Fish and Water Safety (Fund 0009) - To receive revenues from: licenses, stamps, fees, permits and fines involving the laws and duties regarding game and fish; sales of marl, sand, shell, gravel and mud shell; oyster bed rentals and permits; federal funds received under chapter 77; sale of property purchased from this account; titling and licensing registration fees; fines/penalties for violation of laws pertaining to wildlife protection and conservation; sale of rough fish, seized pelts; sale or lease of grazing rights; and other sources as provided by law. To be used for administration/enforcement of game, fish, and water safety laws, wildlife management, expansion/development, research, boat ramps and other uses provided by law.

TEXAS PARKS AND WILDLIFE DEPARTMENT (802)

NOTE 1: Summary of Significant Accounting Policies (Continued)

State Parks (Fund 0064) - To receive the revenue from grants or operation of concessions in state parks or fishing publications on state parks, state historic sites, or state scientific areas; fines and penalties; permit application fees; allocation from sporting goods tax revenues; and revenue from other sources provided by law. The department may also deposit to the credit of the state parks account all revenue, less allowable costs, from the following sources: (1) private contributions, grants, and donations received for state parks-related purposes; and (2) federal funds received for state parks-related purposes. This account is not earmarked or dedicated for a specific purpose; however, the Legislature has followed the practice of appropriating money in the account for the maintenance and improvement of State Parks.

Not later than the 10th day each month, 15% of collections from vessel registration and licensing fees and vessel and outboard motor titling fees transferred from GR Account - Game Fish and Water Safety (0009) are transferred to this account.

Operators and Chauffeurs License (Fund 0099) - To receive federal dollars and other authorized revenue. This fund may be used for salaries, purchases of equipment and supplies and other expenses necessary for the operation of the Department of Public Safety. Unless federally restricted, undedicated and unobligated funds may be appropriated to Criminal Justice Division of Governor's Office for grants under the Border Crime Grant Program

Federal Land and Water Conservation (Fund 0223) - To receive from federal government and/or any other source for paying cost of planning, acquisition, operation and development of outdoor recreation resources and administrative expenses incident to projects or programs under the scope of "Land and Water Conservation Act of 1965" (Public Law 88-578).

Texas Recreation and Parks (Fund 0467) - To make assistance grants to political subdivisions, direct state matching grants to political subdivisions, and to acquire and develop state parks, recreational areas, open-space and natural areas. Grants may also be made for recreation, conservation, or education programs for underserved populations, including administrative costs. Grants are made only to a county or municipality with a population less than 500,000 or any other political subdivision that is not a county or municipality.

Non-Game and Endangered Species Conservation (Fund 0506) - To receive private contributions, grants, receipts from the sale of wildlife prints, decals and stamps, interest income from the investment of money collected under this chapter, income from entrance fees, easements, mineral leases, grazing leases and sale of products from lands purchased from this account. The account may be used only for the following purposes:

- (1) dissemination of information pertaining to non-game and endangered species conservation, management, and values;
- (2) scientific investigation and survey of non-game and endangered species for better protection and conservation;
- (3) propagation, distribution, protection, and restoration of non-game and endangered species;
- (4) research and management of non-game and endangered species;
- (5) development of habitats for non-game and endangered species;
- (6) acquisition of habitats for non-game and endangered species; and
- (7) matching of funds available to TPWD.

TEXAS PARKS AND WILDLIFE DEPARTMENT (802)

NOTE 1: Summary of Significant Accounting Policies (Continued)

Lifetime License Endowment (Fund 0544) - To receive money from lifetime hunting, fishing, combination licenses, private contributions, grants/donations and interest income. No expenditure shall be made from the principal. Interest may be used only to acquire, develop, manage and repair public hunting/fishing areas and is invested based on commission rule.

Economic Stabilization Fund (Fund 0599) - To receive transfer of one-half of any unencumbered positive balance in the General Revenue Fund (0001) on the last day of the preceding biennium and an amount equal to 75 percent of excess oil and gas production taxes received in fiscal year 1987 and any other money appropriated to the fund by the legislature. Fund may be used to eliminate temporary cash deficiency in the General Revenue Fund (0001). Legislature may appropriate the fund for any purpose if two-thirds vote of members present in each house is received.

Artificial Reef (Fund 0679) - Composed of all funds received by the State, including interest and earnings of accounts under this chapter. No General Revenue appropriations shall be expended in development or implementation of this plan. Account dedicated to TPWD to carry out this chapter, including citing, designing, constructing, monitoring, and otherwise managing an artificial reef or artificial reef system. TPWD may accept grants, donations, of money or materials, and other forms of assistance from private and public sources.

License Plate Trust Fund (Fund 0802) - Created in the treasury for deposit of specialty license plate fees and related revenue collected under Subchapter G, Transportation Code previously deposited in various General Revenue accounts. Also includes balances of specialty license plate General Revenue accounts for specialty license plate established under Subchapter G, Transportation Code. Dedicated balances and revenues are to be deposited into accounts within the fund to be used in accordance with their specific statutory purpose.

Parks and Wildlife Conservation and Capital (Fund 5004) - Created to receive credits under § 151.801, Tax Code after required allocations made and revenue bond proceeds issued under § 13.0045 for Parks and Wildlife facilities. Only to acquire and develop and maintain parks, fisheries and wildlife projects including:

- (1) Developing and improving land and facilities.
- (2) Debt service on certain park development bonds.
- (3) Local Park grants.
- (4) Partnerships to enhance conservation.
- (5) Operational and maintenance costs.
- (6) Matching money for federal grants.

**Also to receive the remainder of a fee for specialty license plates to support TPWD activities after deducting administrative costs under § 504.618, Transportation Code.*

Shrimp License Buy Back (Fund 5023) - Created in General Revenue to receive fees increased by 15%, NTE \$25, for the following licenses: bait-shrimp dealers, wholesale fish dealers, wholesale truck dealers, retail fish dealers, retail dealers trucks, commercial bait-shrimp boats, commercial bay shrimp boats, commercial gulf shrimp boats and transfer fee for commercial bay or bait shrimp boats. Used only to buy back shrimp from a willing license holder, a commercial bay or bait shrimp boat license.

TEXAS PARKS AND WILDLIFE DEPARTMENT (802)

NOTE 1: Summary of Significant Accounting Policies (Continued)

Large County and Municipal Recreation and Parks (Fund 5150) - Account to receive a percentage credit from sporting goods taxes under § 151.801, Tax Code, other sources as required by law, private contributions, grants, donations and federal funds. To be used for grants to large counties and municipalities for the acquisition or development of indoor public recreation facilities.

Debt Service Funds: Debt Service funds are used to account for the accumulation of resources for, and the payment of, general long-term debt principal and interest.

Texas Parks Development Bonds Interest and Sinking Fund (Fund 0409) - Fund consists of interest received from the sale of bonds, income from park entrance or gate fees, investment income, and other. May be used to pay principal, interest, exchange and collection charges associated with Texas Park Development Bonds.

Capital Project Funds: The capital projects funds (Funds 7634, 7635, 7647, 7654 & 7659) are used to account for general obligation and revenue bonds issued by the Texas Public Finance Authority. The purposes of these bonds are used for: critical infrastructure repair, maintenance, and other projects at State Parks, Wildlife Management Areas (WMAs) and hatcheries; funding for the Battleship TEXAS and statewide parks repairs; and statewide capital repairs and State Park weather related damages.

Permanent Funds: The State Parks Endowment Trust Account (Fund 0885) is used to receive deposit of and income from permanent endowments held by the State Parks and Wildlife Department in trust for the sole purpose to benefit park(s) as identified by the grantee. The principal will be invested to provide permanent income in support of the specified park(s).

Capital Asset Adjustment Fund Type: Capital Asset Adjustment Fund (Fund 9998) is used to convert governmental fund types' capital assets from modified accrual to full accrual.

Long-Term Liabilities Adjustment Fund Type: Long-Term Liabilities Adjustment Fund (Fund 9997) is used to convert governmental fund types' debt from modified accrual to full accrual.

Other Adjustments Fund Type: Other Adjustments fund (Fund 9996) will be used to convert all other governmental fund types' activity from modified accrual to full accrual.

Fiduciary Fund Types

Fiduciary funds account for assets held by the state in a trustee capacity or as an agent for individuals, private organizations, other governmental units, and/or other funds.

Agency Funds: Agency funds are used to account for assets the government holds on behalf of others in a purely custodial capacity. Agency funds involve only the receipt, temporary investment, and remittance of fiduciary resources to individuals, private organizations, or other governments.

TEXAS PARKS AND WILDLIFE DEPARTMENT (802)

NOTE 1: Summary of Significant Accounting Policies (Continued)

They are as follows: Unappropriated Collections General Revenue Fund (Fund 0001), P&W Point of Sale Deposits Escrow Trust (Fund 0843), Departmental Suspense (Fund 0900), Correction Account for Direct Deposit (Fund 0980) and Child Support Employee Deductions – Offset Account (Fund 0807).

Basis of Accounting

The basis of accounting determines when revenues and expenditures or expenses are recognized in the accounts reported in the financial statements. The accounting and financial reporting treatment applied to a fund is determined by its measurement focus.

Governmental fund types that build the fund financial statements are accounted for using the modified accrual basis of accounting. Under the modified accrual basis, revenues are recognized in the period in which they become both measurable and available to finance operations of the fiscal year or liquidate liabilities existing at fiscal year-end. The State of Texas considers receivables collected within sixty days after year-end to be available and recognizes them as revenues of the current year for fund financial statements prepared on the modified accrual basis. Expenditures and other uses of financial resources are recognized when their related liability is incurred.

Governmental adjustment fund types that will build the government-wide financial statements are accounted for using the full accrual method of accounting. This includes capital assets, accumulated depreciation, unpaid employee compensable leave and pollution remediation obligations. The activity is recognized in these fund types.

Budgets and Budgetary Accounting

The budget is prepared biennially and represents appropriations authorized by the Legislature and approved by the Governor (the General Appropriations Act).

Unencumbered appropriations are generally subject to lapse 60 days after the end of the fiscal year for which they were appropriated, unless the agency has authority to retain unexpended balances for use in future periods.

Assets, Liabilities, and Fund Balance/Net Position**Assets**

Cash: Represents cash on hand, cash in bank and cash in state treasury on the balance sheet.

TEXAS PARKS AND WILDLIFE DEPARTMENT (802)

NOTE 1: Summary of Significant Accounting Policies (Continued)

Inventories: Inventories include both merchandise inventories on hand for sale and consumable inventories. Inventories for governmental fund types use the purchase method of accounting. The consumption method of accounting is used to account for inventories that appear in the governmental fund types. The costs of these items are expensed when the items are consumed.

Capital Assets: Assets with an initial, individual cost of more than \$5,000 and an estimated useful life in excess of one year are capitalized. These assets are capitalized at cost, if purchased, or at fair value as of the date of acquisition. Purchases of assets with governmental funds are reported as expenditures. Depreciation is reported on all "exhaustible" assets. "Inexhaustible" assets, such as works of art and historical treasures are not depreciated. Assets are depreciated over the estimated useful life of the asset using the straight-line method.

Liabilities

Payables: Payables represent the short term liability accounts reflecting amounts owed under a modified accrual or full accrual basis to private persons or organizations for goods and services received by an agency but for which the agency has not made payment.

Accounts payable represents the liability for the value for assets or services received at the balance sheet date for which payment is pending.

Payroll payable represent the August salary payroll and related payroll costs.

Employees' Compensable Leave Balances: Employee compensable leave liabilities are separately reported as both current and noncurrent in the statement of net position. TPWD's Compensable Leave balances are disclosed in Note 5.

Pollution Remediation Obligations: A pollution remediation obligation is an obligation to address the current or potential detrimental effects of existing pollution by participating in pollution remediation activities. TPWD's Pollution Remediation Obligation balances are disclosed in Note 5.

Fund Balance / Net Position

"Fund balance" is the difference between assets plus deferred outflows of resources and liabilities plus deferred inflows of resources on the governmental fund statements. "Net position" is the difference between assets plus deferred outflows of resources and liabilities plus deferred inflows of resources on the government-wide, proprietary and fiduciary fund statements.

Fund Balance Components

Fund balances for governmental funds are classified as nonspendable, restricted, committed, assigned or unassigned in the fund financial statements.

- **Nonspendable fund balance** includes amounts not available to be spent because they are either (1) not in spendable form or (2) legally or contractually required to be maintained intact.

TEXAS PARKS AND WILDLIFE DEPARTMENT (802)

NOTE 1: Summary of Significant Accounting Policies (Concluded)

- **Restricted fund balance** includes those resources that have constraints placed on their use through external parties or by law through constitutional provisions.
- **Committed fund balance** can be used only for specific purposes pursuant to constraints imposed by a formal action of the Texas Legislature, the state's highest level of decision making authority.
- **Assigned fund balance** includes amounts constrained by the state's intent to be used for specific purposes, but are neither restricted nor committed. Intent is expressed by (1) the Texas Legislature or (2) a body (for example, a budget or finance committee) or official to which the governing body has delegated the authority to assign amounts to be used for specific purposes.
- **Unassigned fund balance** is the residual classification for the general fund. This classification represents fund balance that was not assigned to other funds and was not restricted, committed or assigned to specific purposes within the general fund.

Net Investment In Capital Assets

Net investment in capital assets, consists of capital assets, net of accumulated depreciation and reduced by outstanding balances for bond, notes and other debt that are attributed to the acquisition, construction or improvement of those assets.

Interfund Activities and Transactions

TPWD has the following types of transactions between funds or other agencies:

1. **Due To / Due From Other Agencies:** Accruals of operating transfers, state/federal grant pass-throughs, and shared funds that are owed to or from other funds and other agencies. A 'due to' represent a liability and a 'due from' represent an asset on the balance sheet.
2. **State/Federal Pass-Through Grants:** Pass-through grants are those grants received by a recipient government to transfer to or spend on behalf of a secondary recipient. For AFR purposes the term pass-through is used when referring to interagency transactions. State or Federal grant dollars that are passed to another agency are considered pass-throughs. A state grant pass-through generally occurs when an agency has an appropriation with the authority to grant that money to another agency and retains administrative responsibilities for that money. A federal pass-through grant occurs when federal funds are "passed" from one agency to another agency for that agency to administer the federal program on behalf of or in connection with the state of Texas. Pass-through grants are accounted for as revenue by the recipient agency and expenditures by the transferring agency.
3. **Transfers:** Legally required transfers that are reported when incurred as "transfers in" by the recipient fund and as "transfers out" by the disbursing fund.
4. **Interfund Receivables and Payables:** Interfund loans are reported as interfund receivables and payables. If repayment is due during the current year or soon thereafter, the balance is classified as "current." Balances for repayment due in two (or more) years are classified as "noncurrent."

The composition of TPWD's Interfund activities and transactions are included in Note 12.

UNAUDITED

TEXAS PARKS AND WILDLIFE DEPARTMENT (802)

NOTE 2: Capital Assets

Revenue received from the sale of Surplus Property which was originally purchased with funds from the General Revenue Fund 0001 has been transferred to Unappropriated General Revenue in accordance with House Bill 7, Section 20. A summary of changes in Capital Assets for the year ended August 31, 2015, is presented below:

Governmental Activities	Balance 09/01/2014	Adjustments	Completed CIP
Non-depreciable/Non-amortizable Assets			
Land and Land Improvements	244,863,899.39	(1.00)	0.00
Infrastructure	265,393.82	0.00	0.00
Construction in Progress	100,051,757.95	(9,003.02)	(8,588,838.88)
Other Tangible Capital Assets	14,599,598.68	0.00	0.00
Land use Rights	1,865,409.25	0.00	0.00
Total Non-depreciable/Non-amortizable Assets	361,646,059.09	(9,004.02)	(8,588,838.88)
Depreciable Assets			
Building and Building Improvements	156,636,256.57	(966,657.57)	6,452,926.52
Infrastructure	84,955,338.88	0.00	2,005,650.96
Facilities and Other Improvements	65,910,453.47	0.00	130,261.40
Furniture and Equipment	36,432,776.70	0.00	0.00
Vehicles, Boats, and Aircraft	79,299,968.28	0.00	0.00
Other Capital Assets	4,295,375.54	0.00	0.00
Total Depreciable Assets	427,530,169.44	(966,657.57)	8,588,838.88
Accumulated Depreciation			
Buildings and Improvements	(69,694,742.38)	195,245.32	0.00
Infrastructure	(51,668,529.02)	0.00	0.00
Facilities and Other	(42,370,018.20)	0.00	0.00
Furniture and Equipment	(26,491,856.78)	0.00	0.00
Vehicles, Boats, and Aircraft	(58,478,873.51)	0.00	0.00
Other Capital Assets	(3,763,372.62)	0.00	0.00
Total Accumulated Depreciation	(252,467,392.51)	195,245.32	0.00
Amortizable Assets-Intangible			
Computer Software	5,281,030.99	0.00	0.00
Total Amortizable Assets-Intangible	5,281,030.99	0.00	0.00
Accumulated Amortization			
Computer Software	(4,586,121.35)	0.00	0.00
Total Accumulated Amortization	(4,586,121.35)	0.00	0.00
Total Governmental Activities	537,403,745.66	(780,416.27)	0.00

UNAUDITED

TEXAS PARKS AND WILDLIFE DEPARTMENT (802)

NOTE 2: Capital Assets (Concluded)

Int'agy Trans IN	Int'agy Trans OUT	Additions	Deletions	Balance 08/31/2015
0.00	0.00	15,780,263.69	(464,347.20)	260,179,814.88
0.00	0.00	0.00	0.00	265,393.82
0.00	0.00	15,102,229.22	0.00	106,556,145.27
0.00	0.00	0.00	0.00	14,599,598.68
0.00	0.00	0.00	0.00	1,865,409.25
0.00	0.00	30,882,492.91	(464,347.20)	383,466,361.90
0.00	0.00	426.82	(142,750.94)	161,980,201.40
0.00	0.00	4,615.84	0.00	86,965,605.68
0.00	0.00	11,193.76	0.00	66,051,908.63
14,272.92	0.00	5,356,771.74	(938,205.92)	40,865,615.44
49,171.00	0.00	14,538,774.69	(3,780,297.94)	90,107,616.03
0.00	0.00	0.00	0.00	4,295,375.54
63,443.92	0.00	19,911,782.85	(4,861,254.80)	450,266,322.72
0.00	0.00	(5,923,042.60)	135,613.39	(75,286,926.27)
0.00	0.00	(2,082,564.88)	0.00	(53,751,093.90)
0.00	0.00	(1,902,789.00)	0.00	(44,272,807.20)
(14,272.92)	0.00	(3,006,242.43)	875,491.86	(28,636,880.27)
(49,171.00)	0.00	(7,402,963.91)	3,747,161.30	(62,183,847.12)
0.00	0.00	(295,134.10)	0.00	(4,058,506.72)
(63,443.92)	0.00	(20,612,736.92)	4,758,266.55	(268,190,061.48)
0.00	0.00	0.00	(8,931.00)	5,272,099.99
0.00	0.00	0.00	(8,931.00)	5,272,099.99
0.00	0.00	(694,909.64)	8,931.00	(5,272,099.99)
0.00	0.00	(694,909.64)	8,931.00	(5,272,099.99)
0.00	0.00	29,486,629.20	(567,335.45)	565,542,623.14

UNAUDITED

TEXAS PARKS AND WILDLIFE DEPARTMENT (802)

NOTE 3: Deposits, Investments and Repurchase Agreements

TPWD is authorized by statute to make investments following the “prudent person rule.” There were no significant violations of legal provisions during the period.

Deposits of Cash in Bank

As of August 31, 2015, the carrying amount of deposits was \$907,088.37 as presented below.

Governmental Activities

CASH IN BANK – CARRYING AMOUNT	\$ 907,088.37
Total Cash In Bank per AFR (Exhibit I)	\$ 907,088.37

Governmental Funds Current Assets Cash in Bank	\$ 907,088.37
Cash in Bank per AFR (Exhibit I)	\$ 907,088.37

This amount consists of all cash in local banks and is included on the combined statement of net position as part of the “cash in bank” account.

As of August 31, 2015, the total **bank balance** was as follows:

Governmental Activities (Exhibit I)	\$ 907,088.37
-------------------------------------	---------------

Custodial Credit Risk – Deposits

Custodial credit risk for deposits is the risk that, in the event of the failure of a depository financial institution, the agency will not be able to recover deposits or will not be able to recover collateral securities that are in the possession of an outside party. All of TPWD’s deposits are held in the State Treasury or a depository bank. TPWD does not have a deposit policy for custodial credit risk. TPWD’s deposits were not exposed to custodial credit risk.

Foreign Currency Risk – Deposits

Foreign currency risk for deposits is the risk that changes in exchange rates will adversely affect the deposit. All of TPWD’s deposits are held in the State Treasury or a depository bank. TPWD does not have a deposit policy for foreign currency risk. TPWD’s deposits were not exposed to foreign currency risk.

NOTE 4: Short-Term Debt Not Applicable

UNAUDITED

TEXAS PARKS AND WILDLIFE DEPARTMENT (802)

NOTE 5: Long-Term Liabilities

Changes in Long-Term Liabilities

The following changes occurred in liabilities during the year ending August 31, 2015:

Governmental Activities	Balance 9/01/14	Additions	Reductions	Restatement / Adjustment	Balance 8/31/15	Amounts Due Within One Year	Amounts Due Thereafter
Claims and Judgments	\$10,801.22	\$16,321.03	\$5,034.58	\$0.00	\$22,087.67	\$22,087.67	\$0.00
Employees' Compensable Leave	\$18,244,095.17	\$21,294,616.74	\$18,122,469.46	\$0.00	\$21,416,242.45	\$15,614,217.76	\$5,802,024.69
Pollution Remediation Obligations	\$139,721.26	\$166,513.67	\$189,336.59	\$0.00	\$116,898.34	\$116,898.34	\$0.00
Total Governmental Activities	\$18,394,617.65	\$21,477,451.44	\$18,316,840.63	\$0.00	\$21,555,228.46	\$15,753,203.77	\$5,802,024.69

Claims and Judgments

TPWD was involved in litigation regarding property damage. These settlements, totaling \$22,087.67, were unpaid as of August 31, 2015.

Employees' Compensable Leave

A state employee is entitled to be paid for all unused vacation time accrued, in the event of the employee's resignation, dismissal, or separation from State employment, provided the employee has had continuous employment with the State for six months.

Expenditures for accumulated annual leave balances are recognized in the period paid or taken in governmental fund types. For these fund types, the liability for unpaid benefits is recorded in the Statement of Net Assets. No liability is recorded for non-vesting accumulating rights to receive sick pay benefits. This obligation is usually paid from the same funding source(s) from which the employee's salary or wage compensation was paid.

Pollution Remediation Obligations (GASB 49)

TPWD is responsible for the cleanup and remediation of multiple polluted sites during fiscal year 2015 and is currently managing eight active sites. Regulatory requirements established by federal and state law obligate TPWD to perform these pollution remediation activities. Actual contract and invoice costs were used to calculate the pollution remediation obligation liabilities. The pollution remediation activity is summarized below:

- TPWD has recognized \$166,513.67 in pollution remediation obligations related to asbestos, mold and lead-based paint cleanup requirements.

Realized recoveries are recognized as cash on the balance sheet and as revenues on the operating statement. No recoveries from insurance policies or third parties were received for any pollution remediation activities for fiscal year 2015.

TEXAS PARKS AND WILDLIFE DEPARTMENT (802)

NOTE 6:	<i>Bonded Indebtedness</i>	<i>Not Applicable</i>
----------------	-----------------------------------	------------------------------

NOTE 7:	<i>Derivative Instruments</i>	<i>Not Applicable</i>
----------------	--------------------------------------	------------------------------

NOTE 8:	<i>Leases</i>	
----------------	----------------------	--

Leases

TPWD leases land, office space and other assets under a variety of agreements. Although lease terms may vary, most leases are subject to biennial appropriation from the Legislature to continue the lease obligations.

Operating Leases

Operating lease payments are recorded as expenditures or expenses during the life of the lease. Included in the expenditures reported in the financial statements are the following amounts of rent paid under operating lease obligations:

Fund Type:	Amount:
General Fund	\$ 2,460,410.56

UNAUDITED

TEXAS PARKS AND WILDLIFE DEPARTMENT (802)

NOTE 8: <i>Leases (Concluded)</i>

Future minimum lease rental payments under non-cancelable operating leases having an initial term in excess of one year are as follows:

Non-cancelable Operating Lease Obligations

Year Ending August 31, 2016	\$1,943,413.56
Year Ending August 31, 2017	\$1,652,976.51
Year Ending August 31, 2018	\$907,353.34
Year Ending August 31, 2019	\$342,807.31
Year Ending August 31, 2020	\$156,993.18
Year Ending August 31, 2021-2025	\$171,608.46
Year Ending August 31, 2026-2030	\$159,456.60
Year Ending August 31, 2031-2035	\$103,646.79
Year Ending August 31, 2036-2040	\$0.00
Year Ending August 31, 2041-2045	\$0.00
Year Ending August 31, 2046-Beyond	\$0.00
Total Minimum Future Lease Rental Payments	\$5,438,255.75

Capital Leases

Leases that are purchases in substance are reported as capital lease obligations. TPWD did not enter into long-term leases for financing the purchase of certain capital assets for the year ended Aug. 31, 2015.

NOTE 9: <i>Defined Benefit Pension Plans and Defined Contribution Plan</i>	<i>Not Applicable</i>
------------------------------------------------------------------------------------------	------------------------------

NOTE 10: <i>Deferred Compensation</i>	<i>Not Applicable</i>
---------------------------------------------------	------------------------------

NOTE 11: <i>Postemployment Health Care and Life Insurance Benefits</i>	<i>Not Applicable</i>
------------------------------------------------------------------------------------	------------------------------

UNAUDITED

TEXAS PARKS AND WILDLIFE DEPARTMENT (802)

NOTE 12: Interfund Activity and Transactions

As explained in Note 1 on Interfund Activities and Transactions, there are numerous transactions between funds and agencies. At year-end, Interfund Receivables/Payables are as follows as of August 31, 2015:

Interfund Receivables and Payables – Current			
Current Portion	Interfund Receivable	Interfund Payable	Purpose
GENERAL (01)			
Appd Fund 0009, D23 Fund 0919			
From Appd Fund 0001, D23 Fund 0010	1,285.49		Labor Distribution/Payables
Appd Fund 0001, D23 Fund 0010			
To Appd Fund 0009, D23 Fund 0919		1,285.49	Labor Distribution/Payables
Appd Fund 0009, D23 Fund 0930			
From Appd Fund 0064, D23 Fund 0640	494,918.36		Labor Distribution/Payables
Appd Fund 0064, D23 Fund 0640			
To Appd Fund 0009, D23 Fund 0930		494,918.36	Labor Distribution/Payables
Appd Fund 0009, D23 Fund 0950			
From Appd Fund 0064, D23 Fund 0640	186,557.55		Labor Distribution/Payables
Appd Fund 0064, D23 Fund 0640			
To Appd Fund 0009, D23 Fund 0950		186,557.55	Labor Distribution/Payables
Appd Fund 0001, D23 Fund 0010			
From Appd Fund 0009, D23 Fund 0951	3,318.10		Labor Distribution/Payables
Appd Fund 0009, D23 Fund 0951			
To Appd Fund 0001, D23 Fund 0010		3,318.10	Labor Distribution/Payables
Appd Fund 0009, D23 Fund 0951			
From Appd Fund 0064, D23 Fund 0640	4,671.47		Labor Distribution/Payables
Appd Fund 0064, D23 Fund 0640			
To Appd Fund 0009, D23 Fund 0951		4,671.47	Labor Distribution/Payables
Appd Fund 0064, D23 Fund 0640			
From Appd Fund 0009, D23 Fund 0930	375,082.56		Labor Distribution/Payables
Appd Fund 0009, D23 Fund 0930			
To Appd Fund 0064, D23 Fund 0640		375,082.56	Labor Distribution/Payables
Appd Fund 0064, D23 Fund 0640			
From Appd Fund 0001, D23 Fund 0014	122,775.34		Labor Distribution/Payables
Appd Fund 0001, D23 Fund 0014			
To Appd Fund 0064, D23 Fund 0640		122,775.34	Labor Distribution/Payables
Appd Fund 0009, D23 Fund 0950			
From Appd Fund 0001, D23 Fund 0010	7,544.43		Labor Distribution/Payables
Appd Fund 0001, D23 Fund 0010			
To Appd Fund 0009, D23 Fund 0950		7,544.43	Labor Distribution/Payables
Appd Fund 0001, D23 Fund 0014			
From Appd Fund 0064, D23 Fund 0640	.44		Labor Distribution/Payables
Appd Fund 0064, D23 Fund 0640			
To Appd Fund 0001, D23 Fund 0014		.44	Labor Distribution/Payables

UNAUDITED

TEXAS PARKS AND WILDLIFE DEPARTMENT (802)

NOTE 12: <i>Interfund Activity and Transactions (Continued)</i>

Interfund Receivables and Payables – Current			
Current Portion	Interfund Receivable	Interfund Payable	Purpose
GENERAL (01) continued			
Appd Fund 7647, D23 Fund 7647			
From Appd Fund 0064, D23 Fund 0640	35,999.93		Labor Distribution/Payables
Appd Fund 0064, D23 Fund 0640			
From Appd Fund 0009, D23 Fund 0950	121,479.32		Labor Distribution/Payables
Appd Fund 0009, D23 Fund 0950			
To Appd Fund 0064, D23 Fund 0640		121,479.32	Labor Distribution/Payables
Appd Fund 7654, D23 Fund 7654			
From Appd Fund 0064, D23 Fund 0640	69,103.88		Labor Distribution/Payables
Appd Fund 0001, D23 Fund 0010			
From Appd Fund 0009, D23 Fund 0950	349,929.43		Labor Distribution/Payables
Appd Fund 0009, D23 Fund 0950			
To Appd Fund 0001, D23 Fund 0010		349,929.43	Labor Distribution/Payables
Appd Fund 0467, D23 Fund 4673			
From Appd Fund 5150, D23 Fund 5153	31,619.78		Labor Distribution/Payables
Appd Fund 5150, D23 Fund 5153			
To Appd Fund 0467, D23 Fund 4673		31,619.78	Labor Distribution/Payables
Appd Fund 0009, D23 Fund 0931			
From Appd Fund 0064, D23 Fund 0640	10,365.26		Labor Distribution/Payables
Appd Fund 0064, D23 Fund 0640			
To Appd Fund 0009, D23 Fund 0931		10,365.26	Labor Distribution/Payables
Appd Fund 0009, D23 Fund 0952			
From Appd Fund 0064, D23 Fund 0640	9,896.17		Labor Distribution/Payables
Appd Fund 0064, D23 Fund 0640			
To Appd Fund 0009, D23 Fund 0952		9,896.17	Labor Distribution/Payables
Appd Fund 0001, D23 Fund 0010			
From Appd Fund 0009, D23 Fund 0930	325,165.99		Labor Distribution/Payables
Appd Fund 0009, D23 Fund 0930			
To Appd Fund 0001, D23 Fund 0010		325,165.99	Labor Distribution/Payables
Appd Fund 0009, D23 Fund 0932			
From Appd Fund 0064, D23 Fund 0640	1,482.62		Labor Distribution/Payables
Appd Fund 0064, D23 Fund 0640			
To Appd Fund 0009, D23 Fund 0932		1,482.62	Labor Distribution/Payables
Appd Fund 0009, D23 Fund 0917			
From Appd Fund 0064, D23 Fund 0640	3,627.70		Labor Distribution/Payables
Appd Fund 0064, D23 Fund 0640			
To Appd Fund 0009, D23 Fund 0917		3,627.70	Labor Distribution/Payables
Appd Fund 0001, D23 Fund 0016			
From Appd Fund 0467, D23 Fund 4673	3,669.61		Labor Distribution/Payables
Appd Fund 0467, D23 Fund 4673			
To Appd Fund 0001, D23 Fund 0016		3,669.61	Labor Distribution/Payables

UNAUDITED

TEXAS PARKS AND WILDLIFE DEPARTMENT (802)

NOTE 12: <i>Interfund Activity and Transactions (Continued)</i>

Interfund Receivables and Payables – Current			
Current Portion	Interfund Receivable	Interfund Payable	Purpose
GENERAL (01) continued			
Appd Fund 0009, D23 Fund 0930			
From Appd Fund 5150, D23 Fund 5153	1,126.95		Labor Distribution/Payables
Appd Fund 5150, D23 Fund 5153			
To Appd Fund 0009, D23 Fund 0930		1,126.95	Labor Distribution/Payables
Appd Fund 5150, D23 Fund 5153			
From Appd Fund 0467, D23 Fund 4673	9,590.79		Labor Distribution/Payables
Appd Fund 0467, D23 Fund 4673			
To Appd Fund 5150, D23 Fund 5153		9,590.79	Labor Distribution/Payables
Appd Fund 7654, D23 Fund 7654			
From Appd Fund 0001, D23 Fund 0010	6.62		Labor Distribution/Payables
Appd Fund 0001, D23 Fund 0014			
From Appd Fund 0064, D23 Fund 0643	2,037.82		Labor Distribution/Payables
Appd Fund 0064, D23 Fund 0643			
To Appd Fund 0001, D23 Fund 0014		2,037.82	Labor Distribution/Payables
Appd Fund 0064, D23 Fund 0640			
From Appd Fund 0599, D23 Fund 5990	60.94		Labor Distribution/Payables
Appd Fund 0599, D23 Fund 5990			
To Appd Fund 0064, D23 Fund 0640		60.94	Labor Distribution/Payables
Appd Fund 0009, D23 Fund 0930			
From Appd Fund 0467, D23 Fund 4673	4,203.37		Labor Distribution/Payables
Appd Fund 0467, D23 Fund 4673			
To Appd Fund 0009, D23 Fund 0930		4,203.37	Labor Distribution/Payables
Appd Fund 0064, D23 Fund 0642			
From Appd Fund 0001, D23 Fund 0010	359.67		Labor Distribution/Payables
Appd Fund 0001, D23 Fund 0010			
To Appd Fund 0064, D23 Fund 0642		359.67	Labor Distribution/Payables
Appd Fund 0506, D23 Fund 5060			
From Appd Fund 0009, D23 Fund 0930	340.88		Labor Distribution/Payables
Appd Fund 0009, D23 Fund 0930			
To Appd Fund 0506, D23 Fund 5060		340.88	Labor Distribution/Payables
Appd Fund 0064, D23 Fund 0640			
From Appd Fund 0009, D23 Fund 0952	(.42)		Labor Distribution/Payables
Appd Fund 0009, D23 Fund 0952			
To Appd Fund 0064, D23 Fund 0640		(.42)	Labor Distribution/Payables
Appd Fund 0064, D23 Fund 0643			
From Appd Fund 0001, D23 Fund 0014	8,816.26		Labor Distribution/Payables
Appd Fund 0001, D23 Fund 0014			
To Appd Fund 0064, D23 Fund 0643		8,816.26	Labor Distribution/Payables
Appd Fund 0064, D23 Fund 0642			
From Appd Fund 0009, D23 Fund 0930	666.64		Labor Distribution/Payables
Appd Fund 0009, D23 Fund 0930			
To Appd Fund 0064, D23 Fund 0642		666.64	Labor Distribution/Payables

UNAUDITED

TEXAS PARKS AND WILDLIFE DEPARTMENT (802)

NOTE 12: <i>Interfund Activity and Transactions (Continued)</i>

Interfund Receivables and Payables – Current			
Current Portion	Interfund Receivable	Interfund Payable	Purpose
GENERAL (01) continued			
Appd Fund 0009, D23 Fund 0932			
From Appd Fund 0679, D23 Fund 8679	3,888.03		Labor Distribution/Payables
Appd Fund 0679, D23 Fund 8679			
To Appd Fund 0009, D23 Fund 0932		3,888.03	Labor Distribution/Payables
Appd Fund 0009, D23 Fund 0930			
From Appd Fund 0064, D23 Fund 0642	.14		Labor Distribution/Payables
Appd Fund 0064, D23 Fund 0642			
To Appd Fund 0009, D23 Fund 0930		.14	Labor Distribution/Payables
Appd Fund 0009, D23 Fund 0950			
From Appd Fund 0064, D23 Fund 0642	.06		Labor Distribution/Payables
Appd Fund 0064, D23 Fund 0642			
To Appd Fund 0009, D23 Fund 0950		.06	Labor Distribution/Payables
Appd Fund 7659, D23 Fund 7659			
From Appd Fund 0064, D23 Fund 0640	22,307.66		Labor Distribution/Payables
Appd Fund 7654, D23 Fund 7654			
From Appd Fund 0009, D23 Fund 0930	782.89		Labor Distribution/Payables
Appd Fund 7659, D23 Fund 7659			
From Appd Fund 0009, D23 Fund 0930	966.21		Labor Distribution/Payables
Appd Fund 0064, D23 Fund 0641			
From Appd Fund 0009, D23 Fund 0930	903.25		Labor Distribution/Payables
Appd Fund 0009, D23 Fund 0930			
To Appd Fund 0064, D23 Fund 0641		903.25	Labor Distribution/Payables
Appd Fund 7647, D23 Fund 7647			
From Appd Fund 0009, D23 Fund 0930	1,517.45		Labor Distribution/Payables
Appd Fund 0009, D23 Fund 0930			
From Appd Fund 0001, D23 Fund 0010	5,211.56		Labor Distribution/Payables
Appd Fund 0001, D23 Fund 0010			
To Appd Fund 0009, D23 Fund 0930		5,211.56	Labor Distribution/Payables
Appd Fund 0009, D23 Fund 0951			
From Appd Fund 0001, D23 Fund 0010	206.02		Labor Distribution/Payables
Appd Fund 0001, D23 Fund 0010			
To Appd Fund 0009, D23 Fund 0951		206.02	Labor Distribution/Payables
Appd Fund 7654, D23 Fund 7654			
To Appd Fund 0064, D23 Fund 0640		88.77	Labor Distribution/Payables
Appd Fund 7654, D23 Fund 7654			
To Appd Fund 0009, D23 Fund 0930		20.83	Labor Distribution/Payables
Appd Fund 0506, D23 Fund 5060			
From Appd Fund 0009, D23 Fund 0920	3,315.91		Labor Distribution/Payables
Appd Fund 0009, D23 Fund 0920			
To Appd Fund 0506, D23 Fund 5060		3,315.91	Labor Distribution/Payables

UNAUDITED

TEXAS PARKS AND WILDLIFE DEPARTMENT (802)

NOTE 12: <i>Interfund Activity and Transactions (Concluded)</i>

Interfund Receivables and Payables – Current			
Current Portion	Interfund Receivable	Interfund Payable	Purpose
GENERAL (01) continued			
Appd Fund 0099, D23 Fund 6600			
From Appd Fund 0009, D23 Fund 0950	107.55		Labor Distribution/Payables
Appd Fund 0009, D23 Fund 0950			
To Appd Fund 0099, D23 Fund 6600		107.55	Labor Distribution/Payables
Appd Fund 0001, D23 Fund 0016			
From Appd Fund 5150, D23 Fund 5153	440.20		Labor Distribution/Payables
Appd Fund 5150, D23 Fund 5153			
To Appd Fund 0001, D23 Fund 0016		440.20	Labor Distribution/Payables
Appd Fund 0009, D23 Fund 0910			
From Appd Fund 0064, D23 Fund 0640	(10.00)		Labor Distribution/Payables
Appd Fund 0064, D23 Fund 0640			
To Appd Fund 0009, D23 Fund 0910		(10.00)	Labor Distribution/Payables
Appd Fund 0009, D23 Fund 0920			
From Appd Fund 0064, D23 Fund 0640	(7.00)		Labor Distribution/Payables
Appd Fund 0064, D23 Fund 0640			
To Appd Fund 0009, D23 Fund 0920		(7.00)	Labor Distribution/Payables
Appd Fund 0467, D23 Fund 4671			
From Appd Fund 0064, D23 Fund 0640	2,764.24		Labor Distribution/Payables
Appd Fund 0064, D23 Fund 0640			
To Appd Fund 0467, D23 Fund 4671		2,764.24	Labor Distribution/Payables
CAPITAL PROJECTS (04)			
Appd Fund 0064, D23 Fund 0640			
To Appd Fund 7654, D23 Fund 7654		69,103.88	Labor Distribution/Payables
Appd Fund 0064, D23 Fund 0641			
To Appd Fund 7654, D23 Fund 7654			Labor Distribution/Payables
Appd Fund 0064, D23 Fund 0640			
To Appd Fund 7647, D23 Fund 7647		35,999.93	Labor Distribution/Payables
Appd Fund 0064, D23 Fund 0640			
To Appd Fund 7659, D23 Fund 7659		22,307.66	Labor Distribution/Payables
Appd Fund 0001, D23 Fund 0010			
To Appd Fund 7654, D23 Fund 7654		6.62	Labor Distribution/Payables
Appd Fund 0009, D23 Fund 0930			
To Appd Fund 7654, D23 Fund 7654		782.89	Labor Distribution/Payables
Appd Fund 0009, D23 Fund 0930			
To Appd Fund 7659, D23 Fund 7659		966.21	Labor Distribution/Payables
Appd Fund 0009, D23 Fund 0930			
To Appd Fund 7647, D23 Fund 7647		1,517.45	Labor Distribution/Payables
Appd Fund 0064, D23 Fund 0640			
From Appd Fund 7654, D23 Fund 7654	88.77		Labor Distribution/Payables
Appd Fund 0009, D23 Fund 0930			
From Appd Fund 7654, D23 Fund 7654	20.83		Labor Distribution/Payables
Total Current Interfund Receivable/Payable	2,228,206.72	2,228,206.72	

UNAUDITED

TEXAS PARKS AND WILDLIFE DEPARTMENT (802)

NOTE 13: *Continuance Subject to Review*

In accordance with the Texas Sunset Act, the Parks and Wildlife Code provides that TPWD will be abolished effective September 1, 2021, unless continued in existence by the Legislature as provided by the Act. Under current law, if abolished, the agency may continue until September 1, 2022 to close out its operations.

NOTE 14: *Adjustments to Fund Balances and Net Position*

During fiscal year 2015, certain adjustments were made that required the restatement of fund balances and net position. The beginning balances and all related restatements are presented below:

	Basis Conversion – Capital Assets (Fund 9998)	Total
Fund Balance / Net Position Sept. 1, 2014	\$ 537,403,745.66	\$ 537,403,745.66
Restatements	(780,416.27)	(780,416.27)
Fund Balance / Net Position Sept. 1, 2014 as Restated	\$ 536,623,329.39	\$ 536,623,329.39

The restatement of \$(780,416.27) in the Capital Assets Basis Conversion Fund (Fund 9998) is presented below:

- Removal of two State Park buildings and all associated accumulated depreciation that did not meet the criteria to be classified as an asset.
- Cancellation of a capital construction project for a recreation center at the Game Warden Training Center.

TEXAS PARKS AND WILDLIFE DEPARTMENT (802)

NOTE 15: Contingencies and Commitments

Employee Sick Leave

Sick leave, the accumulation of which is unlimited, is earned at the rate of 8 hours per month. The employee may use the leave only in case of sickness, injury, or pregnancy and confinement that prevent the employee's performance of duty or when the employee is needed to care for and assist a member of the employee's immediate family who is sick. An employee may also use up to eight hours of sick leave each fiscal year to attend educational activities of the employee's children who are in pre-kindergarten through 12th grade. Educational activities are school-sponsored activities, including parent-teacher conferences, tutoring, volunteer programs, field trips, classroom programs, school committee meetings, academic competitions, and athletic, music, or theater programs. The estate of a deceased employee is entitled to payment for one-half of accumulated sick leave, or for 336 hours of sick leave, whichever is less. TPWD recognizes the cost of sick leave when paid. No liability is recorded in the General Long-Term Debt Account Group since experience indicates the probability of a material effect on any given year's operation as a result of death or abnormally high rate of illness is minimal. Except for payment to an employee's estate, an employee is not entitled to payment for any unused sick leave.

Unpaid Claims and Lawsuits

As of August 31, 2015, certain lawsuits were pending against the state and/or TPWD. The lawsuits, which may present contingent liabilities, are displayed below.

Lawsuit and Description	Type of Lawsuit	Amount Sought	Probability of Liability	Likely Amount Awarded
<i>Terrance Alexander v. Texas Parks and Wildlife Department</i> Plaintiff alleges personal injuries as a result of a traffic accident.	Tort Claim	\$225,000.00	Likely	Less than \$50,000.00
<i>Rafael Gutierrez & Alexis Gutierrez v. Texas Parks and Wildlife Department</i> Plaintiffs allege personal injury damages from a vehicle accident.	Tort Claim	\$200,000.00	Unknown; the lawsuit may be dismissed because of procedural defects.	Unknown
<i>Barbara Hoffmann and Fred Lulling v. Marion County, et al.</i> Plaintiffs allege a Game Warden participated in unlawful seizure of dangerous wild animals.	Civil Rights	Not specified	Very unlikely	\$0.00
<i>Jennifer Hurt, Individually and as Next Friend of Raymond Hurt, a Minor v. Texas Parks and Wildlife Department</i> Plaintiff alleges personal injuries for herself and her son as a result of a traffic accident.	Tort Claim	\$ 13,000.00	Likely	\$2,000.00

TEXAS PARKS AND WILDLIFE DEPARTMENT (802)

NOTE 15: Contingencies and Commitments (Continued)

Lawsuit and Description	Type of Lawsuit	Amount Sought	Probability of Liability	Likely Amount Awarded
<i>Brukendra Jackson and T'Liza Kiel v. Texas Parks and Wildlife Department</i> Plaintiffs allege employment discrimination on the basis of race.	Employment Discrimination (Race) and Retaliation	Not specified	Possible, although TPWD is not admitting liability or reasonableness of any amount of damages.	Unknown
<i>John Jackson v. Texas Parks and Wildlife Department</i> Plaintiff alleges violation of the Texas Whistleblower Act.	Employment	Not specified	Possible, although TPWD is not admitting liability or reasonableness of any amount of damages.	Unknown
<i>Pam Major v. Texas Parks and Wildlife Department</i> Plaintiff alleges retaliation.	Employment -- Retaliation	Not specified	Possible, although TPWD is not admitting liability or reasonableness of any amount of damages.	Unknown
<i>Erica Rubio v. Texas Parks and Wildlife Department</i> Plaintiff alleges employment discrimination based on gender and race, and retaliation.	Employment Discrimination (Race & Gender) and Retaliation	Not specified	Possible, although TPWD is not admitting liability or reasonableness of any amount of damages.	Unknown
<i>Jorge Luis Ruiz v. Buck Allen Burchett and Texas Parks and Wildlife Department</i> Plaintiff alleges personal injuries from a traffic accident.	Tort Claim	\$ 70,000.00	Possible, although TPWD is not admitting liability or reasonableness of any amount of damages.	Not more than \$10,000.00- \$12,000.00, if any
<i>Shelly Nicole Smith v. Texas Parks and Wildlife Department</i> Plaintiff alleges personal injuries as a result of a traffic accident.	Tort Claim	\$ 12,500.00	Possible, although TPWD is not admitting liability or reasonableness of any amount of damages.	Not more than \$2,955.00, if any
<i>Julian Vega, Dominga Vega, Individually and as next friend of Julian Vega, Jr., a Minor v. Texas Parks and Wildlife Department</i> Plaintiffs allege personal injury damages resulting from being rear-ended.	Tort Claim	\$ 18,000.00	Very Likely	Settled for \$18,000.00 but payment not been requested yet; release by minor has not been signed.

UNAUDITED

TEXAS PARKS AND WILDLIFE DEPARTMENT (802)

NOTE 15: Contingencies and Commitments (Concluded)

Lawsuit and Description	Type of Lawsuit	Amount Sought	Probability of Liability	Likely Amount Awarded
<i>Celia Rico et. al v. Texas Parks and Wildlife Department</i> Plaintiff alleges personal injury damages for herself and her family after being rear-ended.	Tort Claim	\$200,000.00	Possible, although TPWD is not admitting liability or reasonableness of any amount of damages.	Not more than \$35,000.00, if any

Federal Assistance

TPWD receives federal financial assistance for specific purposes that are subject to review or audit by the federal grantor agencies. Entitlement to this assistance is generally conditional upon compliance with the terms and conditions of grant agreements and applicable federal regulations, including the expenditure of assistance for allowable purposes. Such audits could lead to requests for reimbursements to grantor agencies for expenditures disallowed under the terms of the grant. Based on prior experience, management believes such disallowance, if any, will be immaterial.

Construction Projects

As of August 31, 2015, TPWD had outstanding contractual commitments of approximately \$19 million for facilities and other improvements, building improvements, land improvements, as well as reconstruction.

NOTE 16: Subsequent Events Not Applicable

NOTE 17: Risk Management

TPWD is exposed to a variety of civil claims resulting from the performance of its duties. TPWD's policy is to periodically assess the proper combination of commercial insurance and retention of risk to cover losses to which it may be exposed.

TPWD assumes substantially all risks associated with tort and liability claims due to the performance of its duties. Currently there is no purchase of commercial insurance nor is the agency involved in any risk pools with other government entities.

TEXAS PARKS AND WILDLIFE DEPARTMENT (802)

NOTE 18:	<i>Management's Discussion and Analysis (MD&A)</i>	<i>Not Applicable</i>
-----------------	---------------------------------------------------------------	------------------------------

NOTE 19:	<i>The Financial Reporting Entity</i>
-----------------	----------------------------------------------

Related Organizations:Texas Parks and Wildlife Foundation

The Parks and Wildlife Foundation of Texas d/b/a the Texas Parks and Wildlife Foundation is a 501(c)(3) nonprofit corporation organized in 1991 pursuant to the laws of the State of Texas to provide support for the efforts of TPWD. TPWD's board chairman can appoint a majority of the board members of the Texas Parks and Wildlife Foundation. Pursuant to Texas Parks and Wildlife Code, Section 11.205, the Texas Parks and Wildlife Foundation has been designated as the official nonprofit partner of TPWD.

Operation Game Thief

The Operation Game Thief Committee is a nonprofit corporation organized under the laws of the state of Texas, and exempt from federal income taxation pursuant to §501(c)(3) of the Internal Revenue Code. TPWD's Executive Director appoints the 11 members of the Operation Game Thief Committee "to administer the operation game thief fund and make reward payments and death benefit payments from that fund." Tex. Parks & Wild. Code §12.202(a). The Operation Game Thief fund is a special fund held outside the treasury and "may be used only for the maintenance of that fund, promotion of the operation game thief program through advertisement and marketing, the development, acquisition, and implementation of technological advancements to facilitate the apprehension and prosecution of persons who violate laws of this state intended to protect the state's natural or cultural resources or the public safety of persons using those natural and cultural resources, and payment of rewards and death benefits" authorized by the Texas Parks and Wildlife Code. Tex. Parks & Wild. Code §12.201.

Related Parties:State Natural Resource Trustee

TPWD is a designated State Natural Resource Trustee pursuant to the Comprehensive Environmental Response, Compensation, and Liability Act (CERCLA) 42 U.S.C. § 9607(f)(2)(B), Oil Pollution Act (33 U.S.C. 2706 (b)(3)), and Clean Water Act (33 U.S.C. §1321(f)(5)). The Governor has also designated the Texas Commission on Environmental Quality and the Texas General Land Office as Natural Resource Trustee Agencies, in conjunction with a presidential designation of federal cabinet-level departments, as Trustees.

As a Trustee, TPWD is responsible for assessing injuries to natural resources and the services they provide from unauthorized discharges of oil and releases of hazardous substances and pursuing compensation from the Responsible Party for the restoration, rehabilitation, replacement, or acquisition of the equivalent of the injured natural resources. As the State's fish and wildlife agency and manager of public recreational and wildlife management areas, TPWD focuses on potential injuries to the State's biota and the habitats upon which it depends as well as losses to public recreational opportunities.

TEXAS PARKS AND WILDLIFE DEPARTMENT (802)

NOTE 19: *The Financial Reporting Entity (Concluded)*

As a Trustee, TPWD acts in accordance with authorities provided in state and federal laws, rules, and regulations. For unauthorized discharges of oil, Trustees operate under the Oil Pollution Act (OPA), 33 U.S.C. §2701 *et seq.*; the OPA Natural Resource Damage Assessment Regulations, 15 C.F.R. Part 990; the Clean Water Act (CWA), 33 U.S.C. §1321(f); the National Contingency Plan (NCP), 40 C.F.R. §§300.605 and 300.615; the Texas Oil Spill Prevention and Response Act, TX. Nat. Res. Code Ann. §40.001 *et seq.*; and the Texas Natural Resource Damage Assessment Rules, 31 TAC Chap. 20. For releases of hazardous substances, Trustees act in accordance with CERCLA, 42 U.S.C. §9601 *et seq.*; CERCLA Natural Resource Damage Assessment Regulations, 43 C.F.R. Part 11; CWA, 33 U.S.C. §1321(f); and the NCP, 40 C.F.R. §§300.605 and 300.615. Funds collected are required to be available to the trustees without further appropriation. 33 U.S.C. §2706(f); 15 CFR §990.65; 42 USC §9607(f)(1).

NOTE 20: *Stewardship, Compliance and Accountability* *Not Applicable*

NOTE 21: *Not Applicable*

NOTE 22: *Donor Restricted Endowments*

The net appreciation (cumulative and unexpended) on donor-restricted endowments presented below is available for authorization and expenditure by TPWD. TPWD is a designated trustee pursuant to the Texas Uniform Principal and Income Act, Texas Property Code, §§116.201 – 116.206. As a Trustee, TPWD is responsible for proper administration of certain funds contained within the State Parks Endowment Trust Account.

TPWD's spending policy for endowments reflects an objective to distribute earnings consistent with the overall investment objectives while protecting the real value of the endowment corpus.

UNAUDITED

TEXAS PARKS AND WILDLIFE DEPARTMENT (802)

NOTE 22: Donor Restricted Endowments (Concluded)

Endowment interest earnings are authorized for use by the Lyndon B. Johnson State Historical Park consistent with the Texas Uniform Principal and Income Act, Texas Property Code, §§116.201 in that interest earnings may be used for all other ordinary expenses incurred in connection with the administration, management, or preservation of trust property.

Endowment interest earnings are authorized for use by Falcon State Park for natural resource protection, habitat protection, habitat enhancement and habitat acquisition in the park.

Donor-Restricted Endowment	Amounts of Net Appreciation*	Reported in Net Position
True Endowments	\$196,945.37	Restricted for Expendable
Term Endowments	\$0	
TOTAL:	\$196,945.37	

* There was a positive fair value adjustment totaling \$2,512.11 for fiscal year 2015.

NOTE 23: Extraordinary and Special Items Not Applicable

NOTE 24: Disaggregation of Receivable and Payable Balances Not Applicable

NOTE 25: Termination Benefits Not Applicable

UNAUDITED

TEXAS PARKS AND WILDLIFE DEPARTMENT (Agency 802)

NOTE 26:	<i>Segment Information</i>	<i>Not Applicable</i>
-----------------	-----------------------------------	------------------------------

NOTE 27:	<i>Service Concession Arrangements</i>	<i>Not Applicable</i>
-----------------	-----------------------------------------------	------------------------------

NOTE 28:	<i>Deferred Outflows of Resources and Deferred Inflows of Resources</i>	<i>Not Applicable</i>
-----------------	------------------------------------------------------------------------------------	------------------------------

NOTE 29:	<i>Troubled Debt Restructuring</i>	<i>Not Applicable</i>
-----------------	-------------------------------------------	------------------------------

NOTE 30:	<i>Non-Exchange Financial Guarantees</i>	<i>Not Applicable</i>
-----------------	-------------------------------------------------	------------------------------

Caddo Lake State Park



A maze of bayous thick with ancient bald cypress trees and more than 70 species of fish. There's plenty to lure you to the only natural lake in Texas.

THIS PAGE INTENTIONALLY LEFT BLANK

UNAUDITED

Texas Parks and Wildlife Department (802)
Schedule 1A - Schedule of Expenditures of Federal Awards
 For the fiscal year ended August 31, 2015

Federal Grantor/ Pass-through Grantor/ Program Title	CFDA Number	NSE Name/ Identifying Number	Agy/ Univ No	Pass-through From		Direct Program Amount	Total PT From and Direct Program Amount
				Agencies or Universities Amount	Non-State Entities Amount		
U.S. Department of Agriculture							
<u>Direct Programs:</u>							
Wetlands Reserve Program	10.072					\$ (0.03)	\$ (0.03)
Voluntary Public Access and Habitat Incentive Program	10.093					15,486.32	15,486.32
Voluntary Public Access and Habitat Incentive Program	10.093					5,173.06	5,173.06
<i>Pass-Through To:</i>							
<i>Texas Tech University</i>							
<u>Pass-Through From:</u>							
Cooperative Forestry Assistance	10.664						37,506.83
<i>Pass-Through From:</i>							
<i>Texas A&M Forest Service</i>							
			576	37,506.83			
Totals - U.S. Department of Agriculture				\$ 37,506.83	\$ -	\$ 20,659.35	\$ 58,166.18
U.S. Department of Commerce							
<u>Direct Programs:</u>							
Interjurisdictional Fisheries Act of 1986	11.407					\$ 134,476.65	\$ 134,476.65
National Oceanic and Atmospheric Administration (NOAA)	11.432					214,012.55	214,012.55
<i>Cooperative Institutes</i>							
Cooperative Fishery Statistics	11.434					330,798.73	330,798.73
Southeast Area Monitoring and Assessment Program	11.435					126,424.34	126,424.34
Regional Fishery Management Councils	11.441					46,082.60	46,082.60
Totals - U.S. Department of Commerce				\$ -	\$ -	\$ 851,794.87	\$ 851,794.87
U.S. Department of Defense							
Flood Control Projects	12.106					\$ 288,632.09	\$ 288,632.09
Totals - U.S. Department of Defense				\$ -	\$ -	\$ 288,632.09	\$ 288,632.09
U.S. Department of the Interior							
Coastal Wetlands Planning, Protection and Restoration Program	15.614					\$ -	\$ -
<u>Direct Programs:</u>							
Fish and Wildlife Management Assistance	15.608					52,352.18	52,352.18
Fish and Wildlife Management Assistance	15.608					(262.58)	(262.58)
<i>Pass-Through To:</i>							
<i>University of Texas at Arlington</i>							
Coastal Wetlands Planning, Protection and Restoration Program	15.614					999,752.07	999,752.07
<i>Pass-Through To:</i>							
<i>General Land Office</i>							
Cooperative Endangered Species Conservation Fund	15.615					140,894.45	140,894.45
Cooperative Endangered Species Conservation Fund	15.615					57,571.11	57,571.11
<i>Pass-Through To:</i>							
<i>Texas A&M AgriLife Research</i>							
Cooperative Endangered Species Conservation Fund	15.615					47,034.21	47,034.21
<i>Pass-Through To:</i>							
<i>Texas A&M University</i>							
Cooperative Endangered Species Conservation Fund	15.615					24,513.07	24,513.07
<i>Pass-Through To:</i>							
<i>Tarleton State University</i>							
Cooperative Endangered Species Conservation Fund	15.615					53,801.34	53,801.34
<i>Pass-Through To:</i>							
<i>University of Texas at Austin</i>							
Cooperative Endangered Species Conservation Fund	15.615					13,586.85	13,586.85
<i>Pass-Through To:</i>							
<i>Texas Tech University</i>							
Cooperative Endangered Species Conservation Fund	15.615					10,824.90	10,824.90
<i>Pass-Through To:</i>							
<i>University of Texas - Pan American</i>							

UNAUDITED

Texas Parks and Wildlife Department (802)
Schedule 1A - Schedule of Expenditures of Federal Awards (Continued)
 For the fiscal year ended August 31, 2015

Federal Grantor/ Pass-through Grantor/ Program Title	CFDA Number	NSE Name/ Identifying Number	Agy/ Univ No	Pass-through From		Direct Program Amount	Total PT From and Direct Program Amount
				Agencies or Universities Amount	Non-State Entities Amount		
Cooperative Endangered Species Conservation Fund <i>Pass-Through To:</i> <i>University of Texas at Tyler</i>	15.615					27,092.59	27,092.59
Cooperative Endangered Species Conservation Fund <i>Pass-Through To:</i> <i>Sam Houston State University</i>	15.615					25,395.00	25,395.00
Cooperative Endangered Species Conservation Fund <i>Pass-Through To:</i> <i>Texas State University</i>	15.615					119,071.05	119,071.05
Cooperative Endangered Species Conservation Fund <i>Pass-Through To:</i> <i>Stephen F. Austin State University</i>	15.615					7,901.53	7,901.53
Cooperative Endangered Species Conservation Fund <i>Pass-Through To:</i> <i>Texas A&M University - Corpus Christi</i>	15.615					7,673.57	7,673.57
Clean Vessel Act Program	15.616					92,512.95	92,512.95
Enhanced Hunter Education and Safety Program	15.626					240,435.15	240,435.15
Multistate Conservation Grant Program	15.628					183,224.50	183,224.50
Multistate Conservation Grant Program <i>Pass-Through To:</i> <i>Sul Ross State University</i>	15.628					63,006.57	63,006.57
Coastal Program <i>Pass-Through To:</i> <i>General Land Office</i>	15.630					60,000.00	60,000.00
Partners for Fish and Wildlife	15.631					183,988.69	183,988.69
State Wildlife Grants	15.634					1,445,230.20	1,445,230.20
State Wildlife Grants <i>Pass-Through To:</i> <i>Texas A&M AgriLife Research</i>	15.634					56,652.47	56,652.47
State Wildlife Grants <i>Pass-Through To:</i> <i>Texas A&M University</i>	15.634					43,105.77	43,105.77
State Wildlife Grants <i>Pass-Through To:</i> <i>Texas A&M University at Galveston</i>	15.634					263,726.23	263,726.23
State Wildlife Grants <i>Pass-Through To:</i> <i>University of Texas at Austin</i>	15.634					200,631.27	200,631.27
State Wildlife Grants <i>Pass-Through To:</i> <i>Texas Tech University</i>	15.634					104,219.51	104,219.51
State Wildlife Grants <i>Pass-Through To:</i> <i>University of Texas at Tyler</i>	15.634					2,724.12	2,724.12
State Wildlife Grants <i>Pass-Through To:</i> <i>University of North Texas</i>	15.634					10,813.76	10,813.76
State Wildlife Grants <i>Pass-Through To:</i> <i>Texas State University</i>	15.634					94,416.25	94,416.25

UNAUDITED

Texas Parks and Wildlife Department (802)
Schedule 1A - Schedule of Expenditures of Federal Awards (Continued)
 For the fiscal year ended August 31, 2015

Federal Grantor/ Pass-through Grantor/ Program Title	CFDA Number	NSE Name/ Identifying Number	Agy/ Univ No	Pass-through From		Direct Program Amount	Total PT From and Direct Program Amount
				Agencies or Universities Amount	Non-State Entities Amount		
State Wildlife Grants <i>Pass-Through To:</i> <i>Stephen F. Austin State University</i>	15.634					22,757.57	22,757.57
State Wildlife Grants <i>Pass-Through To:</i> <i>University of Houston - Clear Lake</i>	15.634					4,090.27	4,090.27
State Wildlife Grants <i>Pass-Through To:</i> <i>Texas A&M University - Corpus Christi</i>	15.634					53,799.56	53,799.56
Migratory Bird Joint Ventures	15.637					11,791.55	11,791.55
Research Grants (Generic)	15.650					18,952.67	18,952.67
Endangered Species Conservation – Recovery Implementation Funds	15.657					31,577.21	31,577.21
Coastal Impact Assistance Program	15.668					(956.42)	(956.42)
Coastal Impact Assistance Program <i>Pass-Through To:</i> <i>Texas A&M University at Galveston</i>	15.668					956.42	956.42
Outdoor Recreation_Acquisition, Development and Planning <i>Pass-Through From:</i> Coastal Impact Assistance Program <i>Pass-Through From:</i> <i>General Land Office</i>	15.916 15.668			305	329,636.95	1,536,033.79	1,536,033.79 329,636.95
Totals - U.S. Department of the Interior						\$ 329,636.95	\$ - \$ 6,310,891.40 \$ 6,640,528.35
U.S. Department of Justice							
<u>Direct Programs:</u>							
Equitable Sharing Program	16.922					\$ 51,148.97	\$ 51,148.97
<i>Pass-Through From:</i> Edward Byrne Memorial Justice Assistance Grant Program <i>Pass-Through From:</i> <i>Governor - Fiscal</i>	16.738			300	194,775.74		194,775.74
Totals - U.S. Department of Justice						\$ 194,775.74	\$ - \$ 51,148.97 \$ 245,924.71
General Services Administration							
Donation of Federal Surplus Personal Property (Non-monetary) <i>Pass-Through From:</i> <i>Texas Facilities Commission</i>	39.003			303	51,754.45		\$ 51,754.45
Totals - General Services Administration						\$ 51,754.45	\$ - \$ - \$ 51,754.45
U.S. Department of Homeland Security							
<u>Direct Programs:</u>							
Boating Safety Financial Assistance	97.012					\$ 3,595,192.02	\$ 3,595,192.02
Port Security Grant Program	97.056					934,676.37	934,676.37
Homeland Security Grant Program	97.067					4,508.92	4,508.92
<i>Pass-Through From:</i> Disaster Grants - Public Assistance (Presidentially Declared Disasters) <i>Pass-Through From:</i> <i>Department of Public Safety</i>	97.036			405	41,934.50		41,934.50
Totals - U.S. Department of Homeland Security						\$ 41,934.50	\$ - \$ 4,534,377.31 \$ 4,576,311.81
<u>Highway Planning and Construction Cluster</u>							
U.S. Department of Transportation							
<u>Direct Programs:</u>							
Recreational Trails Program	20.219					\$ 3,244,915.43	\$ 3,244,915.43
Totals - U.S. Department of Transportation						\$ - \$ - \$ 3,244,915.43	\$ 3,244,915.43

UNAUDITED

Texas Parks and Wildlife Department (802)
Schedule 1A - Schedule of Expenditures of Federal Awards (Continued)
 For the fiscal year ended August 31, 2015

Federal Grantor/ Pass-through Grantor/ Program Title	CFDA Number	NSE Name/ Identifying Number	Agy/ Univ No	Pass-through From		Direct Program Amount	Total PT From and Direct Program Amount
				Agencies or Universities Amount	Non-State Entities Amount		
Fish and Wildlife Cluster							
U.S. Department of the Interior							
<u>Direct Programs:</u>							
Sport Fish Restoration Program	15.605					\$ 16,935,728.90	\$ 16,935,728.90
Wildlife Restoration and Basic Hunter Education	15.611					28,555,662.48	28,555,662.48
Wildlife Restoration and Basic Hunter Education	15.611					164,741.21	164,741.21
<i>Pass-Through To:</i>							
<i>Texas A&M AgriLife Extension Service</i>							
Wildlife Restoration and Basic Hunter Education	15.611					236,763.25	236,763.25
<i>Pass-Through To:</i>							
<i>Texas A&M AgriLife Research</i>							
Wildlife Restoration and Basic Hunter Education	15.611					41,493.90	41,493.90
<i>Pass-Through To:</i>							
<i>Tarleton State University</i>							
Wildlife Restoration and Basic Hunter Education	15.611					190,462.25	190,462.25
<i>Pass-Through To:</i>							
<i>Texas A&M University - Kingsville</i>							
Wildlife Restoration and Basic Hunter Education	15.611					6,593.73	6,593.73
<i>Pass-Through To:</i>							
<i>Texas Tech University</i>							
Wildlife Restoration and Basic Hunter Education	15.611					280,370.02	280,370.02
<i>Pass-Through To:</i>							
<i>Stephen F. Austin State University</i>							
Wildlife Restoration and Basic Hunter Education	15.611					123,278.01	123,278.01
<i>Pass-Through To:</i>							
<i>Sul Ross State University</i>							
Totals - U.S. Department of the Interior						\$ -	\$ -
Total Expenditures of Federal Awards						\$ 655,608.47	\$ 61,837,513.17
						\$ 46,535,093.75	\$ 46,535,093.75
						\$ 62,493,121.64	

UNAUDITED

Texas Parks and Wildlife Department (802)
Schedule 1A - Schedule of Expenditures of Federal Awards (Continued)
 For the fiscal year ended August 31, 2015

Federal Grantor/ Pass-through Grantor/ Program Title	CFDA Number	NSE Name/ <i>Identifying Number</i>	Agy/ Univ No.	Pass-through To		Expenditures Amount	Total PT To and Expenditures Amount				
				Agencies or Universities Amount	Non-State Entities Amount						
U.S. Department of Agriculture											
<u>Direct Programs:</u>											
Wetlands Reserve Program	10.072					\$ (0.03)	\$ (0.03)				
Voluntary Public Access and Habitat Incentive Program	10.093					15,486.32	15,486.32				
Voluntary Public Access and Habitat Incentive Program	10.093						5,173.06				
<i>Pass-Through To:</i>											
<i>Texas Tech University</i>			733	5,173.06							
<u>Pass-Through From:</u>											
Cooperative Forestry Assistance	10.664					37,506.83	37,506.83				
<i>Pass-Through From:</i>											
<i>Texas A&M Forest Service</i>											
Totals - U.S. Department of Agriculture				\$	5,173.06	\$	-	\$	52,993.12	\$	58,166.18
U.S. Department of Commerce											
<u>Direct Programs:</u>											
Interjurisdictional Fisheries Act of 1986	11.407					\$ 134,476.65	\$ 134,476.65				
National Oceanic and Atmospheric Administration (NOAA)	11.432					214,012.55	214,012.55				
Cooperative Institutes											
Cooperative Fishery Statistics	11.434					330,798.73	330,798.73				
Southeast Area Monitoring and Assessment Program	11.435					126,424.34	126,424.34				
Regional Fishery Management Councils	11.441					46,082.60	46,082.60				
Totals - U.S. Department of Commerce				\$	-	\$	-	\$	851,794.87	\$	851,794.87
U.S. Department of Defense											
Flood Control Projects	12.106					\$ 288,632.09	\$ 288,632.09				
Totals - U.S. Department of Defense				\$	-	\$	-	\$	288,632.09	\$	288,632.09
U.S. Department of the Interior											
Coastal Wetlands Planning, Protection and Restoration Program	15.614						\$ -				
<u>Direct Programs:</u>											
Fish and Wildlife Management Assistance	15.608					52,352.18	52,352.18				
Fish and Wildlife Management Assistance	15.608						(262.58)				
<i>Pass-Through To:</i>											
<i>University of Texas at Arlington</i>			714	(262.58)							
Coastal Wetlands Planning, Protection and Restoration Program	15.614						999,752.07				
<i>Pass-Through To:</i>											
<i>General Land Office</i>			305	999,752.07							
Cooperative Endangered Species Conservation Fund	15.615					86,478.28	54,416.17				
Cooperative Endangered Species Conservation Fund	15.615						57,571.11				
<i>Pass-Through To:</i>											
<i>Texas A&M AgriLife Research</i>			556	57,571.11							
Cooperative Endangered Species Conservation Fund	15.615						47,034.21				
<i>Pass-Through To:</i>											
<i>Texas A&M University</i>			711	47,034.21							
Cooperative Endangered Species Conservation Fund	15.615						24,513.07				
<i>Pass-Through To:</i>											
<i>Tarleton State University</i>			713	24,513.07							
Cooperative Endangered Species Conservation Fund	15.615						53,801.34				
<i>Pass-Through To:</i>											
<i>University of Texas at Austin</i>			721	53,801.34							
Cooperative Endangered Species Conservation Fund	15.615						13,586.85				
<i>Pass-Through To:</i>											
<i>Texas Tech University</i>			733	13,586.85							
Cooperative Endangered Species Conservation Fund	15.615						10,824.90				
<i>Pass-Through To:</i>											
<i>University of Texas - Pan American</i>			736	10,824.90							

UNAUDITED

Texas Parks and Wildlife Department (802)
Schedule 1A - Schedule of Expenditures of Federal Awards (Continued)
 For the fiscal year ended August 31, 2015

Federal Grantor/ Pass-through Grantor/ Program Title	CFDA Number	NSE Name/ <i>Identifying Number</i>	Agy/ Univ No.	Pass-through To		Expenditures Amount	Total PT To and Expenditures Amount
				Agencies or Universities Amount	Non-State Entities Amount		
Cooperative Endangered Species Conservation Fund <i>Pass-Through To:</i> <i>University of Texas at Tyler</i>	15.615		750	27,092.59			27,092.59
Cooperative Endangered Species Conservation Fund <i>Pass-Through To:</i> <i>Sam Houston State University</i>	15.615		753	25,395.00			25,395.00
Cooperative Endangered Species Conservation Fund <i>Pass-Through To:</i> <i>Texas State University</i>	15.615		754	119,071.05			119,071.05
Cooperative Endangered Species Conservation Fund <i>Pass-Through To:</i> <i>Stephen F. Austin State University</i>	15.615		755	7,901.53			7,901.53
Cooperative Endangered Species Conservation Fund <i>Pass-Through To:</i> <i>Texas A&M University - Corpus Christi</i>	15.615		760	7,673.57			7,673.57
Clean Vessel Act Program	15.616					92,512.95	92,512.95
Enhanced Hunter Education and Safety Program	15.626					240,435.15	240,435.15
Multistate Conservation Grant Program	15.628					183,224.50	183,224.50
Multistate Conservation Grant Program <i>Pass-Through To:</i> <i>Sul Ross State University</i>	15.628		756	63,006.57			63,006.57
Coastal Program <i>Pass-Through To:</i> <i>General Land Office</i>	15.630		305	60,000.00			60,000.00
Partners for Fish and Wildlife	15.631				145,296.36	38,692.33	183,988.69
State Wildlife Grants	15.634				259,272.79	1,185,957.41	1,445,230.20
State Wildlife Grants <i>Pass-Through To:</i> <i>Texas A&M AgriLife Research</i>	15.634		556	56,652.47			56,652.47
State Wildlife Grants <i>Pass-Through To:</i> <i>Texas A&M University</i>	15.634		711	43,105.77			43,105.77
State Wildlife Grants <i>Pass-Through To:</i> <i>Texas A&M University at Galveston</i>	15.634		718	263,726.23			263,726.23
State Wildlife Grants <i>Pass-Through To:</i> <i>University of Texas at Austin</i>	15.634		721	200,631.27			200,631.27
State Wildlife Grants <i>Pass-Through To:</i> <i>Texas Tech University</i>	15.634		733	104,219.51			104,219.51
State Wildlife Grants <i>Pass-Through To:</i> <i>University of Texas at Tyler</i>	15.634		750	2,724.12			2,724.12
State Wildlife Grants <i>Pass-Through To:</i> <i>University of North Texas</i>	15.634		752	10,813.76			10,813.76
State Wildlife Grants <i>Pass-Through To:</i> <i>Texas State University</i>	15.634		754	94,416.25			94,416.25

UNAUDITED

Texas Parks and Wildlife Department (802)
Schedule 1A - Schedule of Expenditures of Federal Awards (Continued)
 For the fiscal year ended August 31, 2015

Federal Grantor/ Pass-through Grantor/ Program Title	CFDA Number	NSE Name/ <i>Identifying Number</i>	Agy/ Univ No.	Pass-through To		Expenditures Amount	Total PT To and Expenditures Amount		
				Agencies or Universities Amount	Non-State Entities Amount				
State Wildlife Grants	15.634						22,757.57		
<i>Pass-Through To:</i> <i>Stephen F. Austin State University</i>			755	22,757.57					
State Wildlife Grants	15.634						4,090.27		
<i>Pass-Through To:</i> <i>University of Houston - Clear Lake</i>			759	4,090.27					
State Wildlife Grants	15.634						53,799.56		
<i>Pass-Through To:</i> <i>Texas A&M University - Corpus Christi</i>			760	53,799.56					
Migratory Bird Joint Ventures	15.637					11,791.55	11,791.55		
Research Grants (Generic)	15.650					18,952.67	18,952.67		
Endangered Species Conservation – Recovery Implementation Funds	15.657				23,886.57	7,690.64	31,577.21		
Coastal Impact Assistance Program	15.668					(956.42)	(956.42)		
Coastal Impact Assistance Program	15.668						956.42		
<i>Pass-Through To:</i> <i>Texas A&M University at Galveston</i>			718	956.42					
Outdoor Recreation_Acquisition, Development and Planning	15.916					1,536,033.79	1,536,033.79		
<u>Pass-Through From:</u> Coastal Impact Assistance Program	15.668					329,636.95	329,636.95		
<i>Pass-Through From:</i> <i>General Land Office</i>									
Totals - U.S. Department of the Interior						\$ 2,374,854.48	\$ 514,934.00	\$ 3,750,739.87	\$ 6,640,528.35
U.S. Department of Justice									
<u>Direct Programs:</u>									
Equitable Sharing Program	16.922					\$ 51,148.97	\$ 51,148.97		
<u>Pass-Through From:</u> Edward Byrne Memorial Justice Assistance Grant Program	16.738					194,775.74	194,775.74		
<i>Pass-Through From:</i> <i>Governor - Fiscal</i>									
Totals - U.S. Department of Justice						\$ -	\$ -	\$ 245,924.71	\$ 245,924.71
General Services Administration									
Donation of Federal Surplus Personal Property (Non-monetary)	39.003					\$ 51,754.45	\$ 51,754.45		
<i>Pass-Through From:</i> <i>Texas Facilities Commission</i>									
Totals - General Services Administration						\$ -	\$ -	\$ 51,754.45	\$ 51,754.45
U.S. Department of Homeland Security									
<u>Direct Programs:</u>									
Boating Safety Financial Assistance	97.012					\$ 3,595,192.02	\$ 3,595,192.02		
Port Security Grant Program	97.056					934,676.37	934,676.37		
Homeland Security Grant Program	97.067					4,508.92	4,508.92		
<u>Pass-Through From:</u> Disaster Grants - Public Assistance (Presidentially Declared Disasters)	97.036					41,934.50	41,934.50		
<i>Pass-Through From:</i> <i>Department of Public Safety</i>									
Totals - U.S. Department of Homeland Security						\$ -	\$ -	\$ 4,576,311.81	\$ 4,576,311.81
Highway Planning and Construction Cluster									
U.S. Department of Transportation									
<u>Direct Programs:</u>									
Recreational Trails Program	20.219					\$ 1,352,429.22	\$ 1,892,486.21	\$ 3,244,915.43	
Totals - U.S. Department of Transportation						\$ -	\$ 1,352,429.22	\$ 1,892,486.21	\$ 3,244,915.43

UNAUDITED

Texas Parks and Wildlife Department (802)
Schedule 1A - Schedule of Expenditures of Federal Awards (Concluded)
 For the fiscal year ended August 31, 2015

Federal Grantor/ Pass-through Grantor/ Program Title	CFDA Number	NSE Name/ Identifying Number	Agy/ Univ No.	Pass-through To		Expenditures Amount	Total PT To and Expenditures Amount
				Agencies or Universities Amount	Non-State Entities Amount		
Fish and Wildlife Cluster							
U.S. Department of the Interior							
<u>Direct Programs:</u>							
Sport Fish Restoration Program	15.605				\$ 176,460.99	\$ 16,759,267.91	\$ 16,935,728.90
Wildlife Restoration and Basic Hunter Education	15.611					88,060.19	28,555,662.48
Wildlife Restoration and Basic Hunter Education	15.611						164,741.21
<i>Pass-Through To:</i>							
Texas A&M AgriLife Extension Service			555	164,741.21			
Wildlife Restoration and Basic Hunter Education	15.611						236,763.25
<i>Pass-Through To:</i>							
Texas A&M AgriLife Research			556	236,763.25			
Wildlife Restoration and Basic Hunter Education	15.611						41,493.90
<i>Pass-Through To:</i>							
Tarleton State University			713	41,493.90			
Wildlife Restoration and Basic Hunter Education	15.611						190,462.25
<i>Pass-Through To:</i>							
Texas A&M University - Kingsville			732	190,462.25			
Wildlife Restoration and Basic Hunter Education	15.611						6,593.73
<i>Pass-Through To:</i>							
Texas Tech University			733	6,593.73			
Wildlife Restoration and Basic Hunter Education	15.611						280,370.02
<i>Pass-Through To:</i>							
Stephen F. Austin State University			755	280,370.02			
Wildlife Restoration and Basic Hunter Education	15.611						123,278.01
<i>Pass-Through To:</i>							
Sul Ross State University			756	123,278.01			
Totals - U.S. Department of the Interior					\$ 1,043,702.37	\$ 264,521.18	\$ 45,226,870.20
Total Expenditures of Federal Awards					\$ 3,423,729.91	\$ 2,131,884.40	\$ 56,937,507.33
							\$ 62,493,121.64

Below is a reconciliation of the total of federal pass-through and federal expenditures as reported on the Schedule of Expenditures of Federal Awards to the total of federal revenues and federal pass-through revenues as reported in the general purpose financial statements.

Per COMBINED STATEMENT OF REVENUES, EXPENDITURES, AND CHANGES IN FUND BALANCE/STATEMENT OF ACTIVITIES - Governmental Funds

Federal Revenue (EXHIBIT II)	\$ 62,448,779.40
Federal Pass-Through Revenue (EXHIBIT II)	<u>603,854.02</u>
Subtotal	63,052,633.42

RECONCILING ITEMS

Non-Monetary Items:	
Donation of Federal Surplus Personal Property	51,754.45
Other Reconciling Items:	
Federal revenue received under a vendor relationship between agency and the federal government	(721,382.00)
Deferred Revenue	110,115.77

Total Pass Through and Expenditures per Federal Schedule \$ 62,493,121.64

UNAUDITED

Texas Parks and Wildlife Department (802)
Schedule 1B - Schedule of State Grant Pass-Throughs From/To State Agencies
 For the fiscal year ended August 31, 2015

<u>Pass-through From</u>	<u>Grant ID</u>	<u>Agency Number</u>	<u>Amount</u>
Feral Hog Abatement Grant Department of Agriculture	551.0008	551	\$ 6,446.53
WSC - Research Texas Water Development Board	580.0019	580	109,867.58
Galveston Bay Restoration Project Texas Commission on Environmental Quality	582.0061	582	4,499.88
Water Supply Enhancement State Soil and Water Conservation Board	592.0002	592	69,930.00
Total Pass-Through from Other Agencies (Exhibit II):			<u><u>\$ 190,743.99</u></u>

<u>Pass-through To</u>	<u>Grant ID</u>	<u>Agency Number</u>	<u>Amount</u>
Nacogdoches Naturally COOP Stephen F. Austin State University	802.0035	755	\$ 29,981.78
South Texas Artificial Reef Monitoring - Fish Community Assessment Texas A&M University - Corpus Christi	802.0049	760	380,069.55
Distribution, Taxonomy, and Population Biology of the Texas garter snake University of Texas at Tyler	802.0050	750	12,204.43
Genotyping Work for Hatchery Broodfish Texas A&M University - Corpus Christi	802.0051	760	12,414.81
Integrated Monitoring and Modeling Texas A&M AgriLife Research	802.0052	556	28,918.85
Stocking of warm water fishes Texas A&M AgriLife Research	802.0060	556	7,499.73
Estuarine restoration breakwater at Bird Island Cove in West Galveston Bay General Land Office	802.0063	305	46,633.01
447275 HEG Native Grassland Restoration Texas A&M University - Kingsville	802.0069	732	88,599.30
443017 Biomass and Community Structure of Reef Fishes on TPWD Artificial Reefs in North Texas Texas A&M University at Galveston	802.0070	718	232,525.54
448059 Invaders of Texas Invasive Species Outreach and Mobile Application University of Texas at Austin	802.0073	721	336.64
445674 Orchid Conservation: Species Status Assessments and Field Biology Texas Tech University	802.0074	733	(168.49)

UNAUDITED

Texas Parks and Wildlife Department (802)
Schedule 1B - Schedule of State Grant Pass-Throughs From/To State Agencies (Continued)
 For the fiscal year ended August 31, 2015

<u>Pass-through To</u>	<u>Grant ID</u>	<u>Agency Number</u>	<u>Amount</u>
445675 HEG Quail Habitat Improvements on Private Lands in the Rolling Plains of Texas Texas Tech University	802.0075	733	163,425.15
445625 Mapping Suitable Habitat for Texas Horned Lizards in Central Texas Texas Tech University	802.0076	733	793.53
444438 Quail Initiative Texas A&M AgriLife Extension Service	802.0077	555	763,749.28
448591 Upland Game Bird Habitat Enhancement & Texas AgriLife reversing the Quail Decline Initiative Texas A&M AgriLife Extension Service	802.0078	555	128,199.54
447273 HEG Clay County Habitat Corridor University of North Texas	802.0079	752	61,372.25
443971 Small Mammal Response and Recovery from Wildfire at Bastrop State Park West Texas A&M University	802.0080	757	12,577.54
448665 Assessing Distribution and Abundance of White-Tipped Dove in the Lower Rio Grande Valley of Texas Tarleton State University	802.0081	713	9,824.84
432687 Socio-Economic Study of TPWD Artificial Reefs Texas A&M AgriLife Research	802.0082	556	22,442.79
447761 Electronic Survey of Licensed Anglers: Seatrout-Flounder Texas A&M AgriLife Research	802.0084	556	379.97
437667 Determination of the Presence of Freshwater Mussels within the Dreissenidae Family in Select Texas Waters University of Texas at Arlington	802.0085	714	384.57
439189 Artificial Reef Biological Monitoring and Research Program Phase II University of Texas at Brownsville	802.0087	747	230,304.48
452801 Socio-Economic Study of SCUBA Diving on Texas Artificial Reefs Texas A&M University - Corpus Christi	802.0088	760	55,370.18
469343 Rapid Response to Texas Flooding 2015 Texas A&M University	802.0089	711	15,593.83
455307 The Mammals of Palo Pinto Mountains State Park Tarleton State University	802.0090	713	10,299.76
452461 Application of UAV Based Remote Sensing for Evaluation of Wetland Vegetation Monitoring Texas State University	802.0091	754	16,994.99

UNAUDITED

Texas Parks and Wildlife Department (802)
Schedule 1B - Schedule of State Grant Pass-Throughs From/To State Agencies (Concluded)
 For the fiscal year ended August 31, 2015

<u>Pass-through To</u>	<u>Grant ID</u>	<u>Agency Number</u>	<u>Amount</u>
461333 Molecular and Morphological Analysis of Stygobromus sp. Near San Marcos, Texas Texas State University	802.0092	754	10,125.52
453276 Waterfowl Use and Carrying Capacity of Stock Ponds in the Oaks and Prairies and Rolling Plains of Texas Texas Tech University	802.0093	733	115,420.43
447483 Population Survey of the Texas Diamondback Terrapin in San Antonio Bay, Matagorda Bay and Sabine Lake University of Houston - Clear Lake	802.0094	759	27,984.82
464408 Hill Country STEM Natural Resource Adventures Texas Tech University	802.0095	733	1,622.39
468692 Guadalupe Benthics Texas State University	802.0096	754	598.64
454264 Houston Toad Response to Ongoing Habitat Restoration in Bastrop State Park, Bastrop County, Texas Texas State University	802.0097	754	25,025.31
454585 Effects of Resource Availability on Wildfire Recovery Rates and Emerging Vegetation Patterns in Bastrop State Park Texas A&M AgriLife Research	802.0098	556	25,587.60
461147 Native Aquatic Vegetation Restoration & Effects of Native Aquatic Vegetation Restoration on Fish and Wildlife Communities in Texas Reservoirs Texas A&M AgriLife Research	802.0099	556	53,127.65
465162 2015 Texas Licensed Angler Survey Texas A&M AgriLife Research	802.0100	556	32,353.31
460487 Mussel Data Collection in the Middle Trinity River Texas A&M AgriLife Research	802.0101	556	1,304.52
445827 Status and Breeding Biology of the Crawfish Frog Texas A&M AgriLife Research	802.0102	556	24,605.75
456022 STEMS Education Outreach Program University of Texas at Brownsville	802.0103	747	39,868.98
460316 A Texas Golden Glade-Based Analysis of Weches Glades in San Augustine and Sabine Co. Texas University of Texas at Tyler	802.0104	750	17,543.47
Total Pass-Through to Other Agencies (Exhibit II):			<u><u>\$ 2,705,896.24</u></u>

THIS PAGE INTENTIONALLY LEFT BLANK

Biking in Texas State Parks



Texas State Parks offer the best biking in the state, no matter the skill level. Paved park roads are ideal for families, while adventure seekers can mountain-bike hundreds of miles of multiuse and singletrack trails.

THIS PAGE INTENTIONALLY LEFT BLANK



Life's better outside.®

November 20, 2015

Commissioners

T. Dan Friedkin
Chairman
Houston

Ralph H. Duggins
Vice-Chairman
Fort Worth

Dan Allen Hughes, Jr.
Beeville

Bill Jones
Austin

James H. Lee
Houston

Margaret Martin
Boerne

S. Reed Morian
Houston

Dick Scott
Wimberley

Lee M. Bass
Chairman-Emeritus
Fort Worth

Carter P. Smith
Executive Director

The Honorable Greg Abbott, Governor
P.O. Box 12428
Austin, TX 78711

Mr. John Keel, CPA, State Auditor
State Auditor's Office
P.O. Box 12067
Austin, TX 78711-2067

Ms. Ursula Parks, Director
Legislative Budget Board
P.O. Box 12666
Austin, TX 78711-2666

Dear Governor Abbott, Mr. Keel and Ms. Parks:

We are pleased to submit the Texas Parks and Wildlife Department's *Annual Report of Nonfinancial Data* for the year ended August 31, 2015, in compliance with Texas Government Code Annotated, Section 2101.0115 and in accordance with the instructions for completing the Annual Report of Nonfinancial Data.

The accompanying report has not been audited and is considered to be independent of the agency's *Annual Financial Report*.

If you have questions, please contact Ms. Sylvette L. Ford at (512) 389-4719. Thank you.

Sincerely,

Carter Smith
Executive Director

CS: acd

Enclosure

UNAUDITED

Texas Parks and Wildlife Department (802)
Schedule of Professional/Consulting Fees and Legal Service Fees
 For the fiscal year ended August 31, 2015

NAME	TYPE OF SERVICES RENDERED	AMOUNT
PROFESSIONAL/CONSULTING FEES		
A-1 FIRE AND SAFETY	EDUCATIONAL/TRAINING SERVICES	\$ 234.50
AARON J. SMITH	MEDICAL SERVICES	100.00
AGUIRRE CORPORATION	OTHER PROFESSIONAL SERVICES	21,619.40
ALAN PLUMMER & ASSOCIATES, INC.	ARCHITECTURAL/ENGINEERING SERVICES	672.19
ALAN PLUMMER & ASSOCIATES, INC.	OTHER PROFESSIONAL SERVICES	2,834.87
ALARM SECURITY GROUP, L.L.C.	INFORMATION TECHNOLOGY SERVICES	110.00
ALL PRO AQUATIC & WEED CONTROL	OTHER PROFESSIONAL SERVICES	19,769.00
ALLEN AQUATICS, L.L.C.	EDUCATIONAL/TRAINING SERVICES	4,999.00
ALLEN LOGGINS AND SONS, INC.	OTHER PROFESSIONAL SERVICES	4,800.00
ALTAS PALMAS ANIMAL CLINIC, INC.	VETERINARY SERVICES	1,604.45
ALVARADO VETERINARY CLINIC	VETERINARY SERVICES	303.50
AMATERRA ENVIRONMENTAL, INC.	OTHER PROFESSIONAL SERVICES	19,744.99
AMERICAN RED CROSS	EDUCATIONAL/TRAINING SERVICES	270.00
AMERICAN SOCIETY OF CRIME LABORATORY DIRECTORS	EDUCATIONAL/TRAINING SERVICES	995.00
ANCHOR COMPUTER, INC.	DATA PROCESSING SERVICES	438.72
ANGELINA COUNTY JUNIOR COLLEGE DISTRICT	EDUCATIONAL/TRAINING SERVICES	520.00
ASSOCIATION FOR FIRE ECOLOGY	EDUCATIONAL/TRAINING SERVICES	1,400.00
ATKINS NORTH AMERICA, INC.	ARCHITECTURAL/ENGINEERING SERVICES	(133,893.00)
AUSTIN SCHOOL OF FILM AT MOTION MEDIA ARTS CENTER	EDUCATIONAL/TRAINING SERVICES	1,200.00
BAKER & LAWSON, INC.	OTHER PROFESSIONAL SERVICES	4,500.00
BAMBERGER RANCH PRESERVE	EDUCATIONAL/TRAINING SERVICES	90.00
BANDERA COUNTY	MEDICAL SERVICES	500.00
BEARD INTEGRATED SYSTEMS, INC.	VETERINARY SERVICES	244.46
BEARD VETERINARY CLINIC, P.C.	VETERINARY SERVICES	1,420.00
BICYCLE SPORT SHOP, INC.	OTHER PROFESSIONAL SERVICES	263.00
BIERSCHWALE LAND COMPANY, L.L.C.	OTHER PROFESSIONAL SERVICES	6,000.00
BIO-WEST, INC.	OTHER PROFESSIONAL SERVICES	7,491.06
BOAT DOCKTER, L.L.C.	OTHER PROFESSIONAL SERVICES	517.00
BRANDON R. ROSE	MEDICAL SERVICES	100.00
BROWN & GAY ENGINEERS, INC.	ARCHITECTURAL/ENGINEERING SERVICES	90,120.57
BROWN REYNOLDS WATFORD ARCHITECTS	ARCHITECTURAL/ENGINEERING SERVICES	6,994.68
BRYAN C. REED	MEDICAL SERVICES	120.00
BUILDER SERVICES GROUP, INC.	OTHER PROFESSIONAL SERVICES	1,425.00
BURNET VETERINARY CLINIC, INC.	VETERINARY SERVICES	90.00
C & T INFORMATION TECHNOLOGY CONSULTING, INC.	INFORMATION TECHNOLOGY SERVICES	21,500.00
C. C. LYNCH & ASSOCIATES, INC.	OTHER PROFESSIONAL SERVICES	800.00
C&JMP, INC.	EDUCATIONAL/TRAINING SERVICES	90.00
CANTON VETERINARY CLINIC, INC.	VETERINARY SERVICES	225.32
CAPCO INTERNATIONAL, INC.	EDUCATIONAL/TRAINING SERVICES	130.00
CAPITAL AREA OCCUPATIONAL MEDICINE, P.L.L.C.	MEDICAL SERVICES	8,350.60
CAPITOL TREE CARE	OTHER PROFESSIONAL SERVICES	4,200.00
CAREERTRACK, INC.	EDUCATIONAL/TRAINING SERVICES	437.00
CARLOS H. OCHOA	OTHER PROFESSIONAL SERVICES	500.00
CARLSON SOFTWARE, INC.	EDUCATIONAL/TRAINING SERVICES	2,350.00
CARTER DESIGN ASSOCIATES, INC.	ARCHITECTURAL/ENGINEERING SERVICES	18,413.25
CBCINNOVIS	OTHER PROFESSIONAL SERVICES	5.90
CENTRAL FLYWAY COUNCIL, INC.	OTHER PROFESSIONAL SERVICES	58,316.00
CHILDREN & NATURE NETWORK	EDUCATIONAL/TRAINING SERVICES	760.00
CLASSEN-BUCK SEMINARS, INC.	EDUCATIONAL/TRAINING SERVICES	442.50
CLEVERBRIDGE AG	OTHER PROFESSIONAL SERVICES	700.00
COAST GUARD AUXILIARY ASSOCIATION, INC.	EDUCATIONAL/TRAINING SERVICES	147.00
COLOSSUS, INC.	DATA PROCESSING SERVICES	170,055.60
COLUMBIA ST. DAVID'S OCCUPATIONAL HEALTH SERVICES	MEDICAL SERVICES	7,235.70
COMPTROLLER OF PUBLIC ACCOUNTS	EDUCATIONAL/TRAINING SERVICES	2,225.00
COMPTROLLER OF PUBLIC ACCOUNTS	OTHER PROFESSIONAL SERVICES	12,532.00
COOPER CONSULTING COMPANY	INFORMATION TECHNOLOGY SERVICES	90,097.59
CROCKETT VETERINARY HOSPITAL, INC.	VETERINARY SERVICES	208.70
CTN EDUCATIONAL SERVICES, INC.	EDUCATIONAL/TRAINING SERVICES	740.00
CURTIS HOUY	VETERINARY SERVICES	500.00
CYNTHIA J. PARR	OTHER PROFESSIONAL SERVICES	323.00
DANIEL J. FRITZ D/B/A GILLESPIE ANIMAL CENTER	VETERINARY SERVICES	526.82
DATA TRANSFER SOLUTIONS, INC.	INFORMATION TECHNOLOGY SERVICES	36,749.99
DEBORAH SWIFT D/B/A SWIFT SOLUTIONS	EDUCATIONAL/TRAINING SERVICES	198.00
DEFENSIVE DRIVING COM	EDUCATIONAL/TRAINING SERVICES	35.00

UNAUDITED

**Texas Parks and Wildlife Department (802)
Schedule of Professional/Consulting Fees and Legal Service Fees (Continued)
For the fiscal year ended August 31, 2015**

NAME	TYPE OF SERVICES RENDERED	AMOUNT
PROFESSIONAL/CONSULTING FEES		
DENNIS CORDES	OTHER PROFESSIONAL SERVICES	4,932.00
DEPARTMENT OF INFORMATION RESOURCES	COMPUTER SERVICES - STATEWIDE TECH CENTER	3,696,821.21
DON HUFF	ARCHITECTURAL/ENGINEERING SERVICES	1,350.00
DONALD RAY ALLEN D/B/A ALPINE VETERINARY CLINIC	VETERINARY SERVICES	540.00
DORIANN GIBSON	EDUCATIONAL/TRAINING SERVICES	956.50
E. A. ROBERTS ENTERPRISES, INC.	OTHER PROFESSIONAL SERVICES	112.50
EAST TEXAS REGIONAL WATER UTILITIES	EDUCATIONAL/TRAINING SERVICES	540.00
EL PASO COMMUNITY COLLEGE	MEDICAL SERVICES	55.00
ELECTRONICS TECHNICIANS ASSOCIATION	EDUCATIONAL/TRAINING SERVICES	400.00
ELISHEA GAY SMITH D/B/A BIG DREAM DESIGN	OTHER PROFESSIONAL SERVICES	1,250.00
EMPLOYEE OWNED NURSERY ENTERPRISES, LTD.	OTHER PROFESSIONAL SERVICES	250.00
ENVIRONMENTAL SYSTEMS RESEARCH INSTITUTE, INC.	DATA PROCESSING SERVICES	14,000.00
ENVIRONMENTAL SYSTEMS RESEARCH INSTITUTE, INC.	OTHER PROFESSIONAL SERVICES	1,000.00
EUGENE R. FUCHS	OTHER PROFESSIONAL SERVICES	450.00
EWC COOK, LTD.	OTHER PROFESSIONAL SERVICES	206.00
EXECUTIVE WOMEN IN TEXAS GOVERNMENT	EDUCATIONAL/TRAINING SERVICES	199.00
FAR FLUNG ADVENTURES	EDUCATIONAL/TRAINING SERVICES	220.00
FBI LAW ENFORCEMENT EXECUTIVE DEVELOPMENT ASSOCIATION	EDUCATIONAL/TRAINING SERVICES	1,150.00
FENLEY & BATES, L.L.P.	OTHER PROFESSIONAL SERVICES	750.00
FOCUZMINDZ, INC.	INFORMATION TECHNOLOGY SERVICES	84,688.00
FORD, POWELL & CARSON, ARCHITECTS & PLANNERS, INC.	ARCHITECTURAL/ENGINEERING SERVICES	48,366.43
FRANKLIN COVEY CLIENT SALES, INC.	EDUCATIONAL/TRAINING SERVICES	644.00
GARY D. RHODES	OTHER WITNESS FEES	25.00
GLOBALSCOPE COMMUNICATIONS CORPORATION	EDUCATIONAL/TRAINING SERVICES	720.00
GLOCK PROFESSIONAL, INC.	EDUCATIONAL/TRAINING SERVICES	640.00
GO IT SERVICES, INC.	INFORMATION TECHNOLOGY SERVICES	18,484.00
GREGORY S. GOLDSMITH, M.D.	OTHER WITNESS FEES	7,300.00
GRIFFITH & BRUNDRETT SURVEYING & ENGINEERING, INC.	OTHER PROFESSIONAL SERVICES	900.00
GROUNDWORK DALLAS, INC.	EDUCATIONAL/TRAINING SERVICES	60.00
H C TIRE & AUTO, INC.	OTHER PROFESSIONAL SERVICES	2.36
HALFF ASSOCIATES, INC.	ARCHITECTURAL/ENGINEERING SERVICES	21,276.90
HDR ENGINEERING, INC.	ARCHITECTURAL/ENGINEERING SERVICES	95,124.52
HMG & ASSOCIATES, INC.	ARCHITECTURAL/ENGINEERING SERVICES	12,910.00
HOLES, INC.	OTHER PROFESSIONAL SERVICES	450.00
HORIZONS SOUTHWEST MANAGEMENT, L.P.	EDUCATIONAL/TRAINING SERVICES	540.00
HYDRO-CLEAN SERVICES, INC.	OTHER PROFESSIONAL SERVICES	1,200.00
IHR SECURITY, L.L.C.	CONSULTANT SERVICES - OTHER	112.50
IMPRESSIONS MARKETING	OTHER PROFESSIONAL SERVICES	55.00
INFOJINI, INC.	INFORMATION TECHNOLOGY SERVICES	150,415.00
INSTANT SHREDDING, INC.	OTHER PROFESSIONAL SERVICES	95.00
INTERMAP TECHNOLOGIES, INC.	OTHER PROFESSIONAL SERVICES	480.00
IVONNE R. BLANDON	EDUCATIONAL/TRAINING SERVICES	500.00
JAMES BERNARD MURPHY	EDUCATIONAL/TRAINING SERVICES	29.00
JAMES J. JEFFRIES	OTHER PROFESSIONAL SERVICES	1,000.00
JANE RUPP D/B/A VOICES OF THE WORLD SPEECH THERAPY	EDUCATIONAL/TRAINING SERVICES	8,100.00
JERRY F. UNDERBRINK, D.V.M., P.C.	VETERINARY SERVICES	290.74
JIMMIE L. CAUGHRON D/B/A THE BRACELET SHOP	EDUCATIONAL/TRAINING SERVICES	3,300.00
JOE C. FREEMAN D/B/A JOE C. FREEMAN ARCHITECT	OTHER PROFESSIONAL SERVICES	4,490.00
JOHN E REID & ASSOCIATES, INC.	EDUCATIONAL/TRAINING SERVICES	550.00
JOHN MORTON D/B/A MORTON SMALL ANIMAL CLINIC	VETERINARY SERVICES	300.00
JONES & CARTER, INC.	ARCHITECTURAL/ENGINEERING SERVICES	6,000.00
JP MORGAN CHASE	OTHER PROFESSIONAL SERVICES	53,005.54
KAMERON BEAN	EDUCATIONAL/TRAINING SERVICES	850.00
KEITH HAGER ELECTRICAL CONTRACTORS, L.L.C.	OTHER PROFESSIONAL SERVICES	756.00
KELSEY-SEYBOLD CLINIC	MEDICAL SERVICES	248.00
KIDFISH FOUNDATION, INC.	EDUCATIONAL/TRAINING SERVICES	3,500.00
KLEINFELDER CENTRAL, INC.	ARCHITECTURAL/ENGINEERING SERVICES	14,004.15
KYLE R. BRUNSON	OTHER WITNESS FEES	25.00
LEAVE NO TRACE, INC.	EDUCATIONAL/TRAINING SERVICES	250.00
LEITA HART-FANTA, C.P.A. D/B/A YELLOWBOOK CPE.COM	EDUCATIONAL/TRAINING SERVICES	395.00
LEWIS L. LACKEY D/B/A SAWMILL	OTHER PROFESSIONAL SERVICES	308.25
LIFEGUARD SYSTEMS, INC.	EDUCATIONAL/TRAINING SERVICES	225.00
LIMBACHER & GODFREY ARCHITECTS	OTHER PROFESSIONAL SERVICES	99,232.68
LOGAN DALE MCNATT	OTHER PROFESSIONAL SERVICES	400.00

UNAUDITED

**Texas Parks and Wildlife Department (802)
Schedule of Professional/Consulting Fees and Legal Service Fees (Continued)
For the fiscal year ended August 31, 2015**

NAME	TYPE OF SERVICES RENDERED	AMOUNT
PROFESSIONAL/CONSULTING FEES		
LONGHORN F & S, INC.	EDUCATIONAL/TRAINING SERVICES	300.00
LYNDA.COM, INC.	EDUCATIONAL/TRAINING SERVICES	375.00
MARGARET LEARY, D.V.M., P.C. D/B/A COMPANION ANIMAL HOSPITAL	VETERINARY SERVICES	962.85
MASON COUNTY	MEDICAL SERVICES	50.00
MATSONS LABORATORY, L.L.C.	VETERINARY SERVICES	803.55
MATTHEW EDWARD SYMMANK	OTHER WITNESS FEES	25.00
MEDIC FIRST AID INTERNATIONAL, INC.	EDUCATIONAL/TRAINING SERVICES	123.80
MELDEN & HUNT, INC.	OTHER PROFESSIONAL SERVICES	2,225.00
MEYER INSTRUMENTS, INC.	EDUCATIONAL/TRAINING SERVICES	427.50
MID COUNTY PLUMBING, L.L.C.	OTHER PROFESSIONAL SERVICES	400.00
MIKE LAMBERT D/B/A MUDDY WATER OUTFITTERS	EDUCATIONAL/TRAINING SERVICES	900.00
MORGAN D. HARBISON	EDUCATIONAL/TRAINING SERVICES	175.00
MWM DESIGN GROUP, INC.	ARCHITECTURAL/ENGINEERING SERVICES	15,713.54
NATHAN MERCHANT D/B/A GO GREEN HEATING & COOLING	OTHER PROFESSIONAL SERVICES	945.00
NATIONAL ASSOCIATION OF STATE BOATING LAW	EDUCATIONAL/TRAINING SERVICES	10,000.00
NEUBUS, INC.	DATA PROCESSING SERVICES	21,152.84
NEWPORT LABORATORIES	VETERINARY SERVICES	1,648.80
NEWTRON ELECTRICAL SERVICES, L.L.C.	OTHER PROFESSIONAL SERVICES	901.41
NICOLE BARNARD D/B/A WEST OAK AUTO	OTHER PROFESSIONAL SERVICES	350.00
NORTH TEXAS HORIZONS, L.L.C.	EDUCATIONAL/TRAINING SERVICES	8,490.00
O. V. CASEY PLUMBING, INC.	EDUCATIONAL/TRAINING SERVICES	100.00
OCCUPATIONAL HEALTH CENTERS OF THE SOUTHWEST, P.A.	MEDICAL SERVICES	6,046.00
ODESSA PUMPS & EQUIPMENT	OTHER PROFESSIONAL SERVICES	660.00
OMEGA ELECTRONICS	OTHER PROFESSIONAL SERVICES	465.00
OPERATIONAL SUPPORT SERVICES, INC.	EDUCATIONAL/TRAINING SERVICES	330.00
ORION TELESCOPES & BINOCULARS	OTHER PROFESSIONAL SERVICES	64.95
P. E. STRUCTURAL CONSULTANTS, INC.	ARCHITECTURAL/ENGINEERING SERVICES	3,260.50
PAMELA DRODDY WALKER	EDUCATIONAL/TRAINING SERVICES	1,200.00
PARIS DISCOUNT SUPPLIES	OTHER PROFESSIONAL SERVICES	204.00
PAT R. MARTIN D/B/A VAL VERDE VETERINARY HOSPITAL	VETERINARY SERVICES	125.87
PAUL C. HAMMERSCHMIDT	EDUCATIONAL/TRAINING SERVICES	701.00
PEDERNALES VETERINARY CENTER, L.L.C.	VETERINARY SERVICES	123.00
PIERCE ARROW, INC.	OTHER PROFESSIONAL SERVICES	40.00
PROFESSIONAL SERVICE INDUSTRIES, INC.	OTHER PROFESSIONAL SERVICES	6,866.50
PROGRESSIVE BUSINESS AUDIO CONFERENCES	EDUCATIONAL/TRAINING SERVICES	199.00
PROGRESSIVE WASTE SOLUTIONS OF TEXAS, INC.	ARCHITECTURAL/ENGINEERING SERVICES	21,106.68
PUMPTX, INC.	OTHER PROFESSIONAL SERVICES	1,250.92
RALPH TIMS	EDUCATIONAL/TRAINING SERVICES	420.00
RANDY STEVE HARMOND D/B/A ADVANTAGE SAFETY	OTHER PROFESSIONAL SERVICES	524.65
RAVEN ENVIRONMENTAL SERVICES, INC.	OTHER PROFESSIONAL SERVICES	223,643.39
RE: DISCOVERY SOFTWARE, INC.	EDUCATIONAL/TRAINING SERVICES	310.88
RECREATIONAL EQUIPMENT, INC.	EDUCATIONAL/TRAINING SERVICES	520.00
RELIAS LEARNINGO, L.L.C.	EDUCATIONAL/TRAINING SERVICES	427.50
ROBERT KEITH HIDALGO	EDUCATIONAL/TRAINING SERVICES	100.00
RONALD DUANE HICKS	MEDICAL SERVICES	25.00
ROY FISHER	MEDICAL SERVICES	150.00
S & S TRAIL SERVICES, L.L.C.	EDUCATIONAL/TRAINING SERVICES	1,800.00
S & S TRAIL SERVICES, L.L.C.	OTHER PROFESSIONAL SERVICES	3,400.00
SAN SABA FIRE SAFETY EQUIPMENT, INC.	OTHER PROFESSIONAL SERVICES	35.00
SANTOS CHAVEZ D/B/A M & G PEST CONTROL	OTHER PROFESSIONAL SERVICES	250.00
SCHAUMBURG & POLK, INC.	ARCHITECTURAL/ENGINEERING SERVICES	152,438.57
SCHNEIDER ELECTRIC BUILDINGS AMERICAS, INC.	ARCHITECTURAL/ENGINEERING SERVICES	8,540.30
SEPARATION SYSTEMS CONSULTANTS, INC.	OTHER PROFESSIONAL SERVICES	11,775.05
SMART STRATEGIES, L.L.C.	EDUCATIONAL/TRAINING SERVICES	1,195.20
SOCIETY FOR WILDLIFE FORENSIC SCIENCES	EDUCATIONAL/TRAINING SERVICES	345.00
SOCIETY OF OUTDOOR RECREATION PROFESSIONALS	EDUCATIONAL/TRAINING SERVICES	45.00
SOUTHEASTERN ASSOCIATION OF FISH & WILDLIFE AGENCIES	CONSULTANT SERVICES - OTHER	5,000.00
SOUTHWEST RIVER EXPEDITIONS, INC.	EDUCATIONAL/TRAINING SERVICES	275.00
SPUR VETERINARY HOSPITAL	VETERINARY SERVICES	1,688.50
STATE AUDITOR	FINANCIAL AND ACCOUNTING SERVICES	1,350.00
STATE OF INDIANA	EDUCATIONAL/TRAINING SERVICES	16,872.00
STEINMAN LUEVANO STRUCTURES, L.L.P.	ARCHITECTURAL/ENGINEERING SERVICES	1,400.00
STEPHEN F. AUSTIN STATE UNIVERSITY	OTHER PROFESSIONAL SERVICES	370.00
STEWART ORGANIZATION, L.P.	INFORMATION TECHNOLOGY SERVICES	195.00

UNAUDITED

Texas Parks and Wildlife Department (802)
Schedule of Professional/Consulting Fees and Legal Service Fees (Continued)
 For the fiscal year ended August 31, 2015

NAME	TYPE OF SERVICES RENDERED	AMOUNT
PROFESSIONAL/CONSULTING FEES		
SUNCOAST LEARNING SYSTEMS, INC.	EDUCATIONAL/TRAINING SERVICES	705.00
SURVEYING AND MAPPING, L.L.C.	OTHER PROFESSIONAL SERVICES	77,967.20
SUTHERLAND LUMBER-SOUTHWEST, INC.	EDUCATIONAL/TRAINING SERVICES	33.94
SWIFT SOLUTIONS EVENTS, L.L.C.	EDUCATIONAL/TRAINING SERVICES	299.00
T SCOTT GROSS & COMPANY, INC.	EDUCATIONAL/TRAINING SERVICES	2,000.00
TARRANT COUNTY COLLEGE	EDUCATIONAL/TRAINING SERVICES	240.00
TED D. FISH D/B/A ANIMAL MEDICAL CLINIC	VETERINARY SERVICES	250.72
TED D. HOLLINGSWORTH	FINANCIAL AND ACCOUNTING SERVICES	75.00
TEKSYSTEMS, INC.	INFORMATION TECHNOLOGY SERVICES	233,746.00
TERLINGUA FIRE & EMS, INC.	EDUCATIONAL/TRAINING SERVICES	102.00
TERRA DESIGN GROUP, INC.	OTHER PROFESSIONAL SERVICES	10,007.89
TERRACON CONSULTANTS, INC.	OTHER PROFESSIONAL SERVICES	12,278.52
TERRASOND LIMITED	OTHER PROFESSIONAL SERVICES	24,711.00
TEXAS A & M AGRILIFE EXTENSION SERVICE	EDUCATIONAL/TRAINING SERVICES	140.00
TEXAS A & M AGRILIFE RESEARCH	VETERINARY SERVICES	735.00
TEXAS A & M ENGINEERING EXTENSION SERVICE	EDUCATIONAL/TRAINING SERVICES	3,725.00
TEXAS A & M UNIVERSITY	VETERINARY SERVICES	120.00
TEXAS A & M UNIVERSITY - CORPUS CHRISTI	EDUCATIONAL/TRAINING SERVICES	895.50
TEXAS A & M VETERINARY MEDICAL DIAGNOSTIC LABORATORY	VETERINARY SERVICES	58,671.40
TEXAS COMMISSION ON ENVIRONMENTAL QUALITY	EDUCATIONAL/TRAINING SERVICES	241.00
TEXAS CREDIT CARD PROCUREMENT PROGRAM	MEDICAL SERVICES	30.00
TEXAS CREDIT CARD PROCUREMENT PROGRAM	VETERINARY SERVICES	625.33
TEXAS DEPARTMENT OF LICENSING AND REGULATION	OTHER PROFESSIONAL SERVICES	440.00
TEXAS GOVLINK, INC.	INFORMATION TECHNOLOGY SERVICES	61,650.00
TEXAS HEALTH TRAINING, L.L.C.	EDUCATIONAL/TRAINING SERVICES	2,565.00
TEXAS JUNIOR ANGLERS, INC.	EDUCATIONAL/TRAINING SERVICES	3,500.00
TEXAS LAND TRUST COUNCIL	EDUCATIONAL/TRAINING SERVICES	1,180.00
TEXAS RECREATION & PARKS SOCIETY	EDUCATIONAL/TRAINING SERVICES	100.00
TEXAS RURAL WATER ASSOCIATION	EDUCATIONAL/TRAINING SERVICES	950.00
TEXAS STAR VETERINARY, P.C.	VETERINARY SERVICES	392.00
TEXAS STATE UNIVERSITY	EDUCATIONAL/TRAINING SERVICES	1,125.00
TEXAS WATER RESOURCES INSTITUTE	EDUCATIONAL/TRAINING SERVICES	80.00
TEXAS WATER UTILITIES ASSOCIATION	EDUCATIONAL/TRAINING SERVICES	2,330.00
TEXAS WORKFORCE COMMISSION	FINANCIAL AND ACCOUNTING SERVICES	2,320.50
THE AEGIS GROUP, INC.	OTHER PROFESSIONAL SERVICES	8,000.00
THE URBAN CIRCLE, L.L.C.	OTHER PROFESSIONAL SERVICES	50.00
THERMACON SERVICE COMPANY, INC.	OTHER PROFESSIONAL SERVICES	439.90
TIBH INDUSTRIES, INC.	DATA PROCESSING SERVICES	28.90
TIBH INDUSTRIES, INC.	INFORMATION TECHNOLOGY SERVICES	37,280.13
TOLUNAY-WONG ENGINEERS, INC.	OTHER PROFESSIONAL SERVICES	11,147.87
TRAVIS ASSOCIATES CONSULTING ENGINEERS, INC.	ARCHITECTURAL/ENGINEERING SERVICES	33,800.10
TRAVIS ASSOCIATES CONSULTING ENGINEERS, INC.	OTHER PROFESSIONAL SERVICES	39,359.83
TRC ENGINEERS, INC.	ARCHITECTURAL/ENGINEERING SERVICES	123,357.75
UNIVERSITY OF TEXAS AT ARLINGTON	EDUCATIONAL/TRAINING SERVICES	4,595.26
UNIVERSITY OF TEXAS AT AUSTIN	EDUCATIONAL/TRAINING SERVICES	300.00
UNIVERSITY OF TEXAS AT TYLER	MEDICAL SERVICES	519.00
UNIVERSITY OF TEXAS HEALTH SCIENCE CENTER AT TYLER	MEDICAL SERVICES	1,038.00
U.S. HEALTHWORKS MEDICAL GROUP OF TEXAS, INC.	MEDICAL SERVICES	4,019.00
VAL VERDE HOSPITAL CORPORATION	EDUCATIONAL/TRAINING SERVICES	1,260.00
VALLEY FARM STORE	VETERINARY SERVICES	503.35
VCA ANTECH, INC.	VETERINARY SERVICES	261.55
VIRGINIA BRODIE	EDUCATIONAL/TRAINING SERVICES	3,860.00
WALMART	EDUCATIONAL/TRAINING SERVICES	13.58
WALTER P. MOORE & ASSOCIATES, INC.	ARCHITECTURAL/ENGINEERING SERVICES	14,801.09
WALTER P. MOORE & ASSOCIATES, INC.	OTHER PROFESSIONAL SERVICES	42,597.85
WEATHERFORD COMPANY, INC.	OTHER PROFESSIONAL SERVICES	138.00
WEBEX COMMUNICATIONS, INC.	EDUCATIONAL/TRAINING SERVICES	52.80
WILLIAM MARK LANDRUM D/B/A SANDRUM.COM	EDUCATIONAL/TRAINING SERVICES	140.00
WILLIAM R. STERN, PH.D.	MEDICAL SERVICES	7,150.00
WILLIAM R. STERN, PH.D.	OTHER PROFESSIONAL SERVICES	1,100.00
WILLIAM S. GORDON	CONSULTANT SERVICES - OTHER	2,000.00
WILLIAM S. GORDON	OTHER PROFESSIONAL SERVICES	4,250.00
WOODBURY'S TAXIDERMY, INC.	OTHER PROFESSIONAL SERVICES	1,500.00
WTG FUELS, INC.	OTHER PROFESSIONAL SERVICES	123.36

UNAUDITED

Texas Parks and Wildlife Department (802)
Schedule of Professional/Consulting Fees and Legal Service Fees (Concluded)
 For the fiscal year ended August 31, 2015

NAME	TYPE OF SERVICES RENDERED	AMOUNT
PROFESSIONAL/CONSULTING FEES		
ZOOPHARM, INC.	VETERINARY SERVICES	282.00
	Total, Professional/Consulting Fees	\$ 6,263,833.71
LEGAL SERVICE FEES		
CARDWELL HART & BENNETT, L.L.P.	LEGAL SERVICES	\$ 9,275.00
MEYERTONS, HOOD, KIVLIN, KOWERT & GOETZEL, P.C.	LEGAL SERVICES	130.00
PARKER HIGHLANDER, P.L.L.C.	LEGAL SERVICES	5,932.50
	Total, Legal Service Fees	\$ 15,337.50
	Total, Professional/Consulting Fees and Legal Service Fees	\$ 6,279,171.21

Note: Negative amounts are a result of comptroller object corrections.

UNAUDITED

Texas Parks and Wildlife Department (802)
Schedule of Aircraft Operation
 For the fiscal year ended August 31, 2015

AIRCRAFT COSTS

Year	1984	2009	2014	
Model Number	Cessna U206F	Cessna U206	Airbus A-STAR	
FAA Registration Number	N6610R	N52854	N350PW	TOTALS
Direct Operating Expenses:				
Fuel	\$ 25.47	\$ 44,925.93	\$ 43,130.37	\$ 88,081.77
Maintenance & Repair	5,513.70	66,183.25	35,871.14	107,568.09
Travel and Per Diem (In-State)	37.23	13,890.17	8,209.01	22,136.41
Fixed Expenses:				
Salaries	834.85	311,481.83	184,084.00	496,400.68
Liability Insurance	1,427.00	1,427.00	46,265.00	49,119.00
Rent	6,924.18	10,463.97	4,472.80	21,860.95
Miscellaneous Operating	86.28	106,856.09	19,023.77	125,966.14
Total Expenditures	\$ 14,848.71	\$ 555,228.24	\$ 341,056.09	\$ 911,133.04

MISCELLANEOUS EXPENDITURES

Charter of Aircraft from other State Agencies	<u>\$ 28,332.30</u>
Private Aircraft Rental	<u>\$ 289,704.00</u>

UNAUDITED

Texas Parks and Wildlife Department (802)
Appropriation Item Transfer Schedule
 For the fiscal year ended August 31, 2015

ITEM OF APPROPRIATION			TRANSFERS IN	TRANSFERS OUT	NET TRANSFERS
Goal A: Conserve Natural Resources					
Strategies:					
A.1.1	13020	WILDLIFE CONSERVATION	\$ 112,709.89	\$ (3,016,369.73)	\$ (2,903,659.84)
A.1.1	23009	WILDLIFE CONSERVATION	25,000.00	-	25,000.00
A.1.1	23010	WILDLIFE CONSERVATION	393,727.00	-	393,727.00
A.1.1	23027	WILDLIFE CONSERVATION	200,000.00	(200,000.00)	-
A.1.1	23041	WILDLIFE CONSERVATION	1,000,000.00	-	1,000,000.00
A.1.1	53005	WILDLIFE CONSERVATION	360,770.00	-	360,770.00
A.1.1	53006	WILDLIFE CONSERVATION	586,971.00	-	586,971.00
A.1.2	13021	TECHNICAL GUIDANCE	(530,000.00)	(323,031.00)	(853,031.00)
A.1.3	13022	HUNTING AND WILDLIFE RECREATION	-	262,850.00	262,850.00
A.2.1	13023	INLAND FISHERIES MANAGEMENT	730,000.00	(3,074,763.37)	(2,344,763.37)
A.2.1	23010	INLAND FISHERIES MANAGEMENT	43,173.00	-	43,173.00
A.2.1	23015	INLAND FISHERIES MANAGEMENT	10,000.00	-	10,000.00
A.2.1	23040	INLAND FISHERIES MANAGEMENT	1,170,000.00	-	1,170,000.00
A.2.1	53005	INLAND FISHERIES MANAGEMENT	430,846.00	-	430,846.00
A.2.1	53006	INLAND FISHERIES MANAGEMENT	164,329.00	-	164,329.00
A.2.2	13024	INLAND HATCHERIES OPERATIONS	793,872.00	(2,182,379.99)	(1,388,507.99)
A.2.2	23009	INLAND HATCHERIES OPERATIONS	21,000.00	-	21,000.00
A.2.2	53005	INLAND HATCHERIES OPERATIONS	56,000.00	-	56,000.00
A.2.3	13025	COASTAL FISHERIES MANAGEMENT	327,352.00	(2,339,224.22)	(2,011,872.22)
A.2.3	23010	COASTAL FISHERIES MANAGEMENT	36,000.00	-	36,000.00
A.2.3	23015	COASTAL FISHERIES MANAGEMENT	10,000.00	-	10,000.00
A.2.3	23037	COASTAL FISHERIES MANAGEMENT	159,445.00	-	159,445.00
A.2.3	52005	COASTAL FISHERIES MANAGEMENT	(374,935.99)	-	(374,935.99)
A.2.3	53005	COASTAL FISHERIES MANAGEMENT	209,328.00	-	209,328.00
A.2.3	53006	COASTAL FISHERIES MANAGEMENT	33,422.00	-	33,422.00
A.2.4	13026	COASTAL HATCHERIES OPERATIONS	919,731.16	458,370.52	1,378,101.68
A.2.4	23009	COASTAL HATCHERIES OPERATIONS	5,500.00	-	5,500.00
A.2.4	23011	COASTAL HATCHERIES OPERATIONS	50,000.00	-	50,000.00
	Total, Goal A: Conserve Natural Resources		\$ 6,944,240.06	\$ (10,414,547.79)	\$ (3,470,307.73)
Goal B: Access to State and Local Parks					
Strategies:					
B.1.1	13028	STATE PARK OPERATIONS	\$ 2,983,177.31	\$ (9,249,492.20)	\$ (6,266,314.89)
B.1.1	23010	STATE PARK OPERATIONS	200,850.00	-	200,850.00
B.1.1	23022	STATE PARK OPERATIONS	592,500.00	-	592,500.00
B.1.1	23027	STATE PARK OPERATIONS	1,853,000.00	(2,609,194.00)	(756,194.00)
B.1.1	23036	STATE PARK OPERATIONS	1,159,803.00	-	1,159,803.00
B.1.1	53005	STATE PARK OPERATIONS	1,824,362.62	-	1,824,362.62
B.1.1	53006	STATE PARK OPERATIONS	1,376,214.00	-	1,376,214.00
B.1.2	13029	PARKS MINOR REPAIR PROGRAM	-	(3,223,488.39)	(3,223,488.39)
B.1.2	23036	PARKS MINOR REPAIR PROGRAM	24,386.00	-	24,386.00
B.1.2	53010	PARKS MINOR REPAIR PROGRAM	3,767,341.12	(336,337.33)	3,431,003.79
B.1.3	13030	PARKS SUPPORT	450,779.62	(2,900.00)	447,879.62
B.2.1	13031	LOCAL PARK GRANTS	37,000.00	(15,012,623.00)	(14,975,623.00)
B.2.1	23008	LOCAL PARK GRANTS	15,011,123.00	-	15,011,123.00
B.2.2	13032	BOATING ACCESS AND OTHER GRANTS	1,500.00	(386,241.00)	(384,741.00)
B.2.2	23033	BOATING ACCESS AND OTHER GRANTS	349,083.00	-	349,083.00
	Total, Goal B: Access to State and Local Parks		\$ 29,631,119.67	\$ (30,820,275.92)	\$ (1,189,156.25)

UNAUDITED

Texas Parks and Wildlife Department (802)
Appropriation Item Transfer Schedule (Concluded)
 For the fiscal year ended August 31, 2015

ITEM OF APPROPRIATION			TRANSFERS IN	TRANSFERS OUT	NET TRANSFERS
Goal C: Increase Awareness and Compliance					
Strategies:					
C.1.1	13033	ENFORCEMENT PROGRAMS	\$ 2,337,728.49	\$ (6,987,854.13)	\$ (4,650,125.64)
C.1.1	23016	ENFORCEMENT PROGRAMS	2,877,996.00	-	2,877,996.00
C.1.1	52005	ENFORCEMENT PROGRAMS	388,346.91	-	388,346.91
C.1.1	53005	ENFORCEMENT PROGRAMS	3,941,173.00	-	3,941,173.00
C.1.2	13034	TEXAS GAME WARDEN TRAINING CENTER	572,647.80	(147,022.76)	425,625.04
C.1.2	23009	TEXAS GAME WARDEN TRAINING CENTER	3,200.00	-	3,200.00
C.1.3	13035	LAW ENFORCEMENT SUPPORT	241,795.51	(260,151.41)	(18,355.90)
C.2.1	13039	OUTREACH AND EDUCATION	21,772.00	(4,390.00)	17,382.00
C.2.2	13038	PROMOTE TPWD EFFORTS	158,067.94	(90,816.85)	67,251.09
C.2.2	23010	PROMOTE TPWD EFFORTS	30,250.00	-	30,250.00
C.2.2	23027	PROMOTE TPWD EFFORTS	-	(265,000.00)	(265,000.00)
C.2.2	53005	PROMOTE TPWD EFFORTS	20,318.06	-	20,318.06
C.2.2	53006	PROMOTE TPWD EFFORTS	20,950.00	-	20,950.00
C.3.1	13040	LICENSE ISSUANCE	768,627.35	(3,606,796.16)	(2,838,168.81)
C.3.1	23012	LICENSE ISSUANCE	3,657,000.00	-	3,657,000.00
C.3.2	13041	BOAT REGISTRATION AND TITLING	58,931.60	(63,575.00)	(4,643.40)
	Total, Goal C: Increase Awareness and Compliance		\$ 15,098,804.66	\$ (11,425,606.31)	\$ 3,673,198.35
Goal D: Manage Capital Programs					
Strategies:					
D.1.1	13042	IMPROVEMENTS AND MAJOR REPAIRS	\$ (413,644.00)	\$ (21,273,449.31)	\$ (21,687,093.31)
D.1.1	23026	IMPROVEMENTS AND MAJOR REPAIRS	11,233,960.00	-	11,233,960.00
D.1.1	42002	IMPROVEMENTS AND MAJOR REPAIRS	591,940.81	-	591,940.81
D.1.1	43002	IMPROVEMENTS AND MAJOR REPAIRS	11,134,531.10	-	11,134,531.10
D.1.1	53012	IMPROVEMENTS AND MAJOR REPAIRS	73,475.00	-	73,475.00
D.1.2	13043	LAND ACQUISITION	81,527.09	(26,660.00)	54,867.09
D.1.3	13044	INFRASTRUCTURE ADMINISTRATION	140,297.18	(708,228.48)	(567,931.30)
D.1.3	53005	INFRASTRUCTURE ADMINISTRATION	306,709.00	-	306,709.00
D.1.3	53006	INFRASTRUCTURE ADMINISTRATION	8,900.00	-	8,900.00
D.1.4	13045	DEBT SERVICE	4,642.66	-	4,642.66
	Total, Goal D: Manage Capital Programs		\$ 23,162,338.84	\$ (22,008,337.79)	\$ 1,154,001.05
Goal E: Indirect Administration					
Strategies:					
E.1.1	13800	CENTRAL ADMINISTRATION	\$ 198,101.01	\$ (782,926.88)	\$ (584,825.87)
E.1.2	13801	INFORMATION RESOURCES	566,531.07	(6,649,872.00)	(6,083,340.93)
E.1.2	23708	INFORMATION RESOURCES	1,122,160.00	-	1,122,160.00
E.1.2	53003	INFORMATION RESOURCES	1,353,873.00	-	1,353,873.00
E.1.2	53005	INFORMATION RESOURCES	32,000.00	-	32,000.00
E.1.2	53150	INFORMATION RESOURCES	4,247,831.00	-	4,247,831.00
E.1.3	13802	OTHER SUPPORT SERVICES	148,206.36	(446,540.55)	(298,334.19)
E.1.3	53005	OTHER SUPPORT SERVICES	42,901.57	-	42,901.57
	Total, Goal E: Indirect Administration		7,711,604.01	(7,879,339.43)	(167,735.42)
NET APPROPRIATION ITEM TRANSFERS			\$ 82,548,107.24	\$ (82,548,107.24)	\$ 0.00

Note: This schedule does not include Benefit Replacement Pay (BRP), Rider Reduction and Fringe Benefits transfers.

UNAUDITED

Texas Parks and Wildlife Department (802)
Schedule of Itemized Purchase
 For the fiscal year ended August 31, 2015

PO #	VENDOR NAME	PO TOTAL	ITEM DESCRIPTION	JUSTIFICATION FOR PROPRIETARY PURCHASES
457067	MARTHA DOTY FREEMAN	\$8,752.50	McKinney Falls State Park Phase II - History Research	Martha Freeman completed the McKinney Falls State Park history research of Henson's 1999 McKinney Falls, a history of the property that became the 682 acre state park in 1974. The resulting information gathered by Ms. Freeman shows the information to be accurate but incomplete. Further documentation is needed to address the information State Parks needs to provide regarding this park. Ms. Freeman worked on the initial gathering of this information and has unique knowledge to support her report. Other researchers would not have such knowledge unless they performed the same research she has already completed.
460076	MARY C HOLBEIN	\$6,000.00	Land lease for 5 acres - TPWD owned Radio Tower	This tower is the tallest in the area and currently our antenna is mounted at 460 feet above ground level. This radio tower is utilized by Texas Game Wardens who use this necessary tool to accomplish Law Enforcement's mission. Texas Game Wardens utilize this land/tower to promote effective and efficient LE communications, enhance officer safety, present meaningful communications within the division, with other agencies and the general public. The building at the tower is accessible 24 hours a day and provides space to house both our transmitting and receiving equipment with utilities provided by the Lessor. We are currently licensed by the FCC for our equipment at this location and a move would require us to apply for a new license. There is no other land/tower space available in the area with antennae space of 460 feet or more above ground level.
463280	ESRI	\$14,000.00	Annual Software Maintenance	Texas State Parks utilizes GPS devices, tablets, desktops, and server software manufactured by ESRI to run our geographic information system (GIS) to support all park planning, natural resource management, the wildlife fire program, cultural resources program and provides the backbone of data for all map-based products. State Parks has devoted years of effort to inputting data into formats created by ESRI. Maintenance of this software is critical to division programs.
467303	HILL COUNTRY CREATIVE CONSULTING PC	\$14,999.00	Revision/update by author Robert Howells to the <i>Guide to Identification of Harmful and Potentially Harmful Fishes, Shellfishes, and Aquatic Plants Prohibited in Texas</i>	Robert Howells was the original author of <i>Guide to Identification of Harmful and Potentially Harmful Fishes, Shellfishes, and Aquatic Plants Prohibited in Texas</i> in 1999. This book is still in use today by many biologists, but is in need of a re-write as a result of changing regulations and modifications to the prohibited species list.
458246	COMFORT AIR ENGINEERING INC	\$6,323.00	Remove faulty web controller for Building Management System	Replacement of faulty FX60 web controller. Comfort Air Engineering installed current HVAC building management system and is currently monitoring the system including performing all tasks related to the controls. Sole sourcing this replacement to Comfort Air eliminates installation and programming issues.
461362	AB SCIEX LLC	\$14,022.54	Total Support Agreement for CEQ 8000 Genetic Analysis System	AB SCIEX LLC, as the Original Equipment Manufacturer (OEM), is the only vendor that can supply manufacturer authorized and approved personnel, labor, diagnostic equipment, proprietary tools, engineering upgrades (for safety or performance), parts, materials, supplies and customer support services. All of these components are necessary to provide the required technical support and expertise for on-site full service maintenance, including preventive maintenance.
464553	P2 ENERGY SOLUTIONS LP	\$12,995.00	Aerial photography scans for the GIS Lab	Purchase for historic Tobin scanned aerial photo dispositive from 1938-1940 for the Blanco River watershed. The Edgar Tobin Aerial Surveys was the only entity that flew comprehensive aerial photography over Texas in the 1930s and early 1940s.
456245	FC BUSINESS INTELLIGENCE LIMITED	\$8,500.00	Conference Registration -Includes passes, trade show space rental, marketing presence for TPWD Artificial Reef Program (2015 DecomWorld Decommissioning & Abandonment Summit)	The 2015 Summit is an oil rig decommissioning specific conference geared toward the U.S. Gulf Coast with over 750 key industry attendees. The TPWD Artificial Reef Program display is featured predominantly in marketing and media for the conference.
465895	CENTRAL TEXAS SECURITY & FIRE EQUIPMENT	\$15,705.00	Addition of a fire alarm/smoke detection system to protect the new buildings	The new buildings at Mother Neff State Park are currently equipped with a security system installed and monitored by Central Texas Security & Fire Equipment. Additional fire alarm/smoke detection systems are needed to protect the new buildings. The project is currently in the warranty phase and any modification to the existing system, if not performed by the current vendor, will void the warranty.
470768	PROQUEST LLC	\$12,570.00	ASFA and Water Resources Internet Database subscription renewal for FY16	ProQuest uniquely meets the need for Inland and Coastal Fisheries staff to provide a service that will allow unlimited statewide access for our biologists located across the state, links to articles in journals to which our research libraries subscribe. ProQuest offers statewide internet access to comprehensive databases associated with fisheries and aquatic sciences.

UNAUDITED

Texas Parks and Wildlife Department (802)
Schedule of State-Owned or Leased Vehicles Used by State Employees
 For the fiscal year ended August 31, 2015

EMPLOYEE NAME	JOB TITLE	REASON
The individuals listed below are required to drive state vehicles to or from work to ensure that vital agency functions are performed.		
Alvizo, Marco	Captain, Game Warden	On 24-hour call
Balderamas, Henry	Captain, Game Warden	On 24-hour call
Balkcom, Quint	Captain, Game Warden	On 24-hour call
Baronet, Bryan	Lieutenant, Game Warden	On 24-hour call
Bengtson, Shawn	Lieutenant, State Park Police	On 24-hour call
Bigam, Thomas	Lieutenant, State Park Police	On 24-hour call
Bussey, Jason	Lieutenant, Game Warden	On 24-hour call
Canan, Pat	Captain, Game Warden	On 24-hour call
Carter, Jeff	Captain, Game Warden	On 24-hour call
Casterline, Les	Lieutenant, Game Warden	On 24-hour call
Champlin, Billy	Lieutenant, Game Warden	On 24-hour call
Corley, Aryn	Captain, Game Warden	On 24-hour call
Coronado, Ramiro	Captain, Game Warden	On 24-hour call
Daigle, Chris	Captain, Game Warden	On 24-hour call
Davis, Chris	Major, Game Warden	On 24-hour call
Davis, Jason	Captain, Game Warden	On 24-hour call
Davis, Kevin	Assistant Commander, Game Warden	On 24-hour call
Davis, Scott	Captain, Game Warden	On 24-hour call
Davis, Tracy	Major, Game Warden	On 24-hour call
Dolle, Roger	Lieutenant, State Park Police	On 24-hour call
Dooley, Chris	Park Ranger	On 24-hour call
Dunks, James	Captain, Game Warden	On 24-hour call
Durand, Michael	Captain, Game Warden	On 24-hour call
Geer, Jeffrey	Lieutenant, State Park Police	On 24-hour call
Gerth, Keith	Assistant Commander, Game Warden	On 24-hour call
Gillenwaters, Jeff	Major, Game Warden	On 24-hour call
Gleinser, John	Lieutenant, State Park Police	On 24-hour call
Gordon, Jerry	Captain, Game Warden	On 24-hour call
Gray, Jonathan	Assistant Commander, Game Warden	On 24-hour call
Guinn, Brad	Lieutenant, Game Warden	On 24-hour call
Hanson, Mike	Captain, Game Warden	On 24-hour call
Harmon, Nick	Captain, Game Warden	On 24-hour call
Hatfield, Cody	Captain, Game Warden	On 24-hour call
Havis, Dwayne	Lieutenant, Game Warden Pilot	On 24-hour call
Heaton, Johnny	Captain, Game Warden	On 24-hour call
Hernandez, Craig	Lieutenant, Game Warden	On 24-hour call
Howard, Eric	Game Warden, Recruiter	On 24-hour call
Huebner, Jason	Lieutenant, Game Warden	On 24-hour call
Huggins, Doug	Lieutenant, State Park Police	On 24-hour call
Hunter, Forrest	Director, Law Enforcement	On 24-hour call
Jenkins, Tom	Captain, Game Warden	On 24-hour call
Jones, Chad	Captain, Game Warden	On 24-hour call
Jones, Grahame	Chief of Special Operations, Law Enforcement	On 24-hour call
Jurk, Scott	Captain, Game Warden	On 24-hour call
Kemp, Jennifer	Lieutenant, Game Warden	On 24-hour call
Levens, Robert	Captain, Game Warden	On 24-hour call
Longoria, Johnny	Captain, Game Warden	On 24-hour call
Loudermilk, Lacy	Captain, Game Warden	On 24-hour call
Malonson, Kevin	Lieutenant, Game Warden	On 24-hour call
Masur, Michael Wes	Chief of State Park Police	On 24-hour call
May, Lance	Lieutenant, Game Warden	On 24-hour call
McDonald, Kevin	Captain, Game Warden	On 24-hour call
Melinchuk, Ross	Deputy Executive Director, Natural Resources	On 24-hour call
Meyers, Ricky	Regional Director, State Parks Law Enforcement	On 24-hour call
Mitchell, Mike	Lieutenant, Game Warden	On 24-hour call
Modgling, David	Captain, Game Warden	On 24-hour call
Morse, Michael	Captain, Game Warden	On 24-hour call
Murray, David	Major, Game Warden	On 24-hour call
Murray, Toby	Lieutenant, Game Warden	On 24-hour call
Norton, Anthony	Captain, Game Warden	On 24-hour call
Nygren, Erik	Captain, Game Warden	On 24-hour call

UNAUDITED

Texas Parks and Wildlife Department (802)
Schedule of State-Owned or Leased Vehicles Used by State Employees (Concluded)
 For the fiscal year ended August 31, 2015

EMPLOYEE NAME	JOB TITLE	REASON
---------------	-----------	--------

The individuals listed below are required to drive state vehicles to or from work to ensure that vital agency functions are performed.

Ousley, Rod	Captain, Game Warden	On 24-hour call
Ozuna, Andy	Lieutenant, Game Warden	On 24-hour call
Parks, Collis	Lieutenant, State Park Police	On 24-hour call
Philips, Jeffrey	Captain, Game Warden	On 24-hour call
Porter, James	Captain, Game Warden	On 24-hour call
Potts, Teri	Captain, Game Warden	On 24-hour call
Ranft, Jim	Major, Game Warden	On 24-hour call
Rather, Lewis	Lieutenant, Game Warden	On 24-hour call
Reed, Bryan	Assistant Commander, Game Warden	On 24-hour call
Reeder, Brandi	Assistant Commander, Game Warden	On 24-hour call
Rincon, Fernando	Park Specialist II	On 24-hour call
Ruiz, Fred	Captain, Game Warden	On 24-hour call
Seamands, Doug	Major, Game Warden	On 24-hour call
Shaw, Danny	Deputy Director, Law Enforcement	On 24-hour call
Shewmake, Trey	Captain, Game Warden	On 24-hour call
Skeen, William	Major, Game Warden	On 24-hour call
Smith, Aaron	Lieutenant, Game Warden	On 24-hour call
Smith, Carter	TPWD Executive Director	On 24-hour call
Spears, Ray	Captain, Game Warden	On 24-hour call
Stapleton, Steve	Captain, Game Warden	On 24-hour call
Stone, Glen	Park Ranger	On 24-hour call
Swofford, Cliff	Captain, Game Warden	On 24-hour call
Tamez, Marvin	Captain, Game Warden	On 24-hour call
Tanuz, Edward	Captain, Game Warden	On 24-hour call
Teague, Alan	Major, Game Warden	On 24-hour call
Teeler, Gary	Assistant Commander, Game Warden	On 24-hour call
Vanderroest, Ron	Major, Game Warden	On 24-hour call
Wilkes, Malcolm	Major, Game Warden	On 24-hour call
Williford, Greg	Captain, Game Warden	On 24-hour call
Yates, Ronnie	Lieutenant, Game Warden	On 24-hour call
Young, Larry	Major, Game Warden	On 24-hour call

UNAUDITED

Texas Parks and Wildlife Department (802)
Schedule of Vehicles Purchased (Concluded)
 For the fiscal year ended August 31, 2015

DESCRIPTION	PURCHASE PRICE	Type of Use	FUEL	FUEL
			EFFICIENCY TOWN	EFFICIENCY HIGHWAY
2015 FORD F150 EXTENDED CAB 4X4	\$27,436.74	State Park Operations	21	15
2015 FORD F250 CREW CAB	\$24,549.00	State Park Field Operations	NA	NA
2015 FORD F250 EXTENDED CAB 4X4	\$34,112.19	Infrastructure Operations	NA	NA
2015 FORD F250 EXTENDED CAB 4X4	\$32,009.60	State Park Field Operations	NA	NA
2015 FORD F250 XL CREW CAB	\$28,696.00	Inland Fisheries Operations	NA	NA
2015 FORD F350 CREW CAB 4X4	\$35,707.66	State Park Field Operations	NA	NA
2015 FORD F350 CREW CAB 4X4	\$35,707.66	State Park Field Operations	NA	NA
2015 FORD F350 CREW CAB 4X4	\$35,707.66	State Park Field Operations	NA	NA
2015 FORD F350 CREW CAB 4X4	\$35,707.66	State Park Field Operations	NA	NA
2015 FORD F350 REGULAR CAB	\$31,599.86	Inland Fisheries Operations	NA	NA
2015 FORD F550 FIRE APPARATUS 606	\$158,189.27	State Park Field Operations	NA	NA
2015 FORD FUSION SEDAN	\$18,027.78	Agency Motorpool	44	41
2015 FORD FUSION SEDAN	\$23,766.05	Division Motorpool	44	41
2015 FORD FUSION SEDAN	\$23,766.05	Division Motorpool	44	41
2015 FORD FUSION SEDAN	\$18,027.78	Agency Motorpool	44	41
2015 FORD TRANSIT 4X2	\$35,276.38	State Park Field Operations	NA	NA
2015 FORD TRANSIT 4X2	\$35,276.38	State Park Field Operations	NA	NA
2015 FORD TRANSIT 4X2	\$35,276.38	State Park Field Operations	NA	NA
2015 FORD TRANSIT 4X2	\$35,276.38	State Park Field Operations	NA	NA
2015 FORD TRANSIT 4X2	\$35,276.38	State Park Field Operations	NA	NA
2015 FORD TRANSIT 4X2	\$35,276.38	State Park Field Operations	NA	NA
2015 FORD TRANSIT 4X2	\$35,276.38	State Park Field Operations	NA	NA
2015 FORD TRANSIT 4X2	\$35,276.38	State Park Field Operations	NA	NA
2015 FORD TRANSIT 4X2	\$35,276.38	State Park Field Operations	NA	NA
2015 FORD TRANSIT 4X2	\$35,276.38	State Park Field Operations	NA	NA
2015 FORD TRANSIT 4X2	\$35,276.38	State Park Field Operations	NA	NA
2015 FORD TRANSIT 4X2	\$35,276.38	State Park Field Operations	NA	NA
2015 FORD TRANSIT 4X2	\$35,276.38	State Park Field Operations	NA	NA
2015 FORD TRANSIT 4X2	\$35,276.38	State Park Field Operations	NA	NA
2015 FORD TRANSIT 4X2	\$35,276.38	State Park Field Operations	NA	NA
2015 FORD TRANSIT 4X2	\$35,276.38	State Park Field Operations	NA	NA
2015 FORD TRANSIT 4X2	\$35,276.38	State Park Field Operations	NA	NA
2015 FORD TRANSIT 4X2	\$35,276.38	State Park Field Operations	NA	NA
2015 JEEP PATRIOT SPORT 4X2	\$18,128.00	Wildlife Operations	27	22
2015 JEEP PATRIOT SPORT 4X2	\$18,128.00	Wildlife Operations	27	22
2015 JEEP PATRIOT SPORT 4X2	\$18,128.00	Wildlife Operations	27	22
2015 JEEP PATRIOT SPORT 4X2	\$18,128.00	Wildlife Operations	27	22
2016 CHEVROLET 1500 CREW CAB 4X4	\$30,397.99	Law Enforcement Field Operations	22	16
2016 CHEVROLET COLORADO CREW CAB	\$24,501.60	Coastal Fisheries Operations	27	20
2016 FORD EXPLORER	\$24,575.00	Agency Motorpool	24	17

N/A - By law, manufacturers are not required to provide mileage on pickup trucks and cargo vans over 8,500 GVRW or passenger vehicles over 10,000 GVWR (Gross Vehicle Weight Rating).

UNAUDITED

Texas Parks and Wildlife Department (802)
Schedule of Space Occupied
 For the fiscal year ended August 31, 2015

Location	Address	Lessor	Lease No.
STATE OWNED			
Alpine Regional Office	Alpine		-
Black Gap WMA	Alpine		-
Chaparral	Alpine		-
Texas Freshwater Fisheries Center	Athens		-
Atlanta SP	Atlanta		-
Austin License and Registration	Austin		-
Austin Headquarters Complex	Austin		-
Austin HQ Fitness Center	Austin		-
Austin HQ Warehouse	Austin		-
Regional SP	Austin		-
McKinney Falls SP	Austin		-
Hill County SNA - Louise Merrick Unit	Bandera		-
Bastrop SP	Bastrop		-
Central Coast Wetlands Eco System Project	Bay City		-
Wildlife Field Operations	Belmont		-
Colorado Bend SP	Bend		-
Big Spring SP	Big Spring		-
Blanco SP	Blanco		-
Bonham SP	Bonham		-
Kickapoo Cavern SP	Brackettville		-
Nannie M Stringfellow WMA	Brazoria		-
Lower Laguna Madre Ecosystem	Brownsville		-
Lake Brownwood SP	Brownwood		-
Inland Fisheries - District Office	Bryan		-
Inks Lake SP	Burnet		-
Possum Kingdom SP	Caddo		-
Palo Duro Canyon SP	Canyon		-
Cedar Hill SP	Cedar Hill		-
Fort Boggy SP	Centerville		-
Cleburne SP	Cleburne		-
Lake Colorado City SP	Colorado City		-
Seminole Canyon SHS	Comstock		-
Garner SP	Concan		-
Cooper Lake SP - Doctors Creek Unit	Cooper		-
CCA/CPL Marine Development Center	Corpus Christi		-
Game Wardens - Region 8, District 4	Corpus Christi		-
Chaparral WMA	Cotulla		-
Daingerfield SP	Daingerfield		-
Devils River SNA	Del Rio		-
Eisenhower SP	Denison		-
Coastal Fisheries - Director's Office	Dickinson		-
Franklin Mountains SP	El Paso		-
Inland Fisheries - Regional Office	Electra		-
Purtis Creek SP	Eustace		-
Fairfield Lake SP	Fairfield		-
Falcon SP	Falcon Heights		-
Park Operations - Regional Office	Fort Davis		-
Davis Mountains SP	Fort Davis		-
Indian Lodge	Fort Davis		-
Game Wardens - Region 1, District 4	Fort Stockton		-
Fort Worth Inland Fisheries Office	Fort Worth		-
Fort Worth LEO	Fort Worth		-
Enchanted Rock SNA	Fredericksburg		-
Galveston Island SP	Galveston		-
Dinosaur Valley SP	Glen Rose		-
Goliad SHP	Goliad		-
Palmetto SP	Gonzales		-
Possum Kingdom FH	Graford		-
Wildlife Field Operations	Granger		-
Mission Tejas SHP	Grapeland		-
Texas Game Warden Training Center	Hamilton		-
Sheldon SP	Houston		-
Kerr WMA	Hunt		-
Huntsville SP	Huntsville		-
Fort Richardson SHP	Jacksboro		-
Martin Dies Jr SP	Jasper		-
Wildlife District 6 Office - Jasper	Jasper		-
Pedernales Falls SP	Johnson City		-
South Llano River SP	Junction		-
Caddo Lake SP	Karnack		-

UNAUDITED

Texas Parks and Wildlife Department (802)
 Schedule of Space Occupied (Continued)
 For the fiscal year ended August 31, 2015

Type	Usable Square Feet	FTEs	Rental Per Month		2015 Actual Annual Cost
			Cost Per Square Foot	Cost Per Month	
-	21,597	-	\$	-	\$
-	25,218	-	\$	-	\$
-	36	-	\$	-	\$
-	67,120	-	\$	-	\$
-	6,839	-	\$	-	\$
-	42,944	-	\$	-	\$
-	140,672	-	\$	-	\$
-	1,274	-	\$	-	\$
-	2,440	-	\$	-	\$
-	448	-	\$	-	\$
-	22,960	-	\$	-	\$
-	51,842	-	\$	-	\$
-	62,029	-	\$	-	\$
-	10,886	-	\$	-	\$
-	2,820	-	\$	-	\$
-	4,217	-	\$	-	\$
-	6,288	-	\$	-	\$
-	5,601	-	\$	-	\$
-	16,520	-	\$	-	\$
-	15,314	-	\$	-	\$
-	200	-	\$	-	\$
-	5,640	-	\$	-	\$
-	37,093	-	\$	-	\$
-	777	-	\$	-	\$
-	31,731	-	\$	-	\$
-	11,532	-	\$	-	\$
-	39,799	-	\$	-	\$
-	46,917	-	\$	-	\$
-	1,110	-	\$	-	\$
-	12,881	-	\$	-	\$
-	10,190	-	\$	-	\$
-	9,586	-	\$	-	\$
-	45,968	-	\$	-	\$
-	6,016	-	\$	-	\$
-	23,200	-	\$	-	\$
-	432	-	\$	-	\$
-	8,518	-	\$	-	\$
-	10,986	-	\$	-	\$
-	12,906	-	\$	-	\$
-	21,898	-	\$	-	\$
-	15,003	-	\$	-	\$
-	1,224	-	\$	-	\$
-	7,121	-	\$	-	\$
-	4,652	-	\$	-	\$
-	14,933	-	\$	-	\$
-	16,568	-	\$	-	\$
-	2,020	-	\$	-	\$
-	13,372	-	\$	-	\$
-	36,599	-	\$	-	\$
-	126	-	\$	-	\$
-	12,279	-	\$	-	\$
-	180	-	\$	-	\$
-	7,817	-	\$	-	\$
-	6,641	-	\$	-	\$
-	16,036	-	\$	-	\$
-	22,324	-	\$	-	\$
-	3,786	-	\$	-	\$
-	18,063	-	\$	-	\$
-	120	-	\$	-	\$
-	9,453	-	\$	-	\$
-	68,396	-	\$	-	\$
-	17,708	-	\$	-	\$
-	4,198	-	\$	-	\$
-	5,856	-	\$	-	\$
-	15,803	-	\$	-	\$
-	1,295	-	\$	-	\$
-	10,074	-	\$	-	\$
-	19,055	-	\$	-	\$
-	15,285	-	\$	-	\$
-	22,767	-	\$	-	\$

UNAUDITED

Texas Parks and Wildlife Department (802)
Schedule of Space Occupied (Continued)
 For the fiscal year ended August 31, 2015

Location	Address	Lessor	Lease No.
Northeast Texas Eco System	Karnack	-	-
Game Warden Region 5-District 5	Kerrville	-	-
Kerrville Wildlife Field Operations	Kerrville	-	-
Killeen LEO	Killeen	-	-
Monument Hill/Kreische Brewery SHP	La Grange	-	-
Battleship Texas SHP	La Porte	-	-
San Jacinto Monument	La Porte	-	-
Sea Center Texas	Lake Jackson	-	-
Game Warden Region 5-District 3	Laredo	-	-
Lake Casa Blanca SP	Laredo	-	-
Northeast Texas Eco System	Lindale	-	-
Game Wardens - Region 3, District 3	Livingston	-	-
Lake Livingston SP	Livingston	-	-
Lockhart SP	Lockhart	-	-
Lubbock Regional Office	Lubbock	-	-
Lufkin Law Enforcement Office	Lufkin	-	-
Village Creek SP	Lumberton	-	-
Mason Mountain WMA	Mason	-	-
Lake Corpus Christi SP	Mathis	-	-
Meridian SP	Meridian	-	-
Fort Parker SP	Mexia	-	-
Game Wardens - Region 1, District 2	Midland	-	-
Lake Mineral Wells SP	Mineral Wells	-	-
Bentsen-Rio Grande Valley SP	Mission	-	-
Rio Grande LEO	Mission	-	-
Monahans Sandhills SP	Monahans	-	-
Mother Neff SP	Moody	-	-
HOH Fisheries Science Center	Mountain Home	-	-
Brazos Bend SP	Needville	-	-
Resaca de la Palma SP	Olmito	-	-
Game Warden-Region 1-District 1	Ozona	-	-
Matador WMA	Paducah	-	-
Perry R. Bass Marine Fisheries	Palacios	-	-
Game Warden-Region 2-District 2	Pilot Point	-	-
Ray Roberts Lake SP - Isle du Bois Unit	Pilot Point	-	-
Lake Bob Sandlin SP	Pittsburg	-	-
Game Warden Region 6-District 2	Plainview	-	-
Mustang Island SP	Port Aransas	-	-
J D Murphree WMA	Port Arthur	-	-
Park Operations - Regional Office	Port Isabel	-	-
Central Coast Wetlands Eco System Project	Port Lavaca	-	-
San Antonio Bay System	Port O'Connor	-	-
Game Warden Region 2-District 1	Pottsboro	-	-
Inland Fisheries	Pottsboro	-	-
Big Bend Ranch SP	Presidio	-	-
Fort Leaton SHP	Presidio	-	-
Copper Breaks SP	Quanah	-	-
Caprock Canyons SP	Quitaque	-	-
Game Warden Region 1-District 2	Robert Lee	-	-
Goose Island SP	Rockport	-	-
Rockport Marine Lab	Rockport	-	-
Park Operations - Regional Office	Rockport	-	-
Rocksprings LEO	Rocksprings	-	-
Game Warden Region 2-District 2	Saginaw	-	-
San Angelo Inland Fisheries	San Angelo	-	-
San Angelo LE Office Regional Office	San Angelo	-	-
Government Canyon SNA	San Antonio	-	-
Stephen F Austin SHP	San Felipe	-	-
A E Wood Fish Hatchery	San Marcos	-	-
Game Warden Region 7-District 2	San Saba	-	-
Buesher SP	Smithville	-	-
Lake Kemp Game Warden Camp	Lake Kemp	-	-
Lake Somerville SP - Birch Creek Unit	Somerville	-	-
Lake Somerville SP - Nails Creek Unit	Somerville	-	-
Guadalupe River SP	Spring Branch	-	-
Lyndon B Johnson SHP	Stonewall	-	-
Cooper Lake SP - South Sulphur Unit	Sulphur Springs	-	-
Cooper WMA	Sulphur Springs	-	-
Martin Creek Lake SP	Tatum	-	-
Law Enforcement - Regional Office, Region 7	Temple	-	-
Gus Engeling WMA	Tennessee Colony	-	-

UNAUDITED

Texas Parks and Wildlife Department (802)
 Schedule of Space Occupied (Continued)
 For the fiscal year ended August 31, 2015

Type	Usable Square Feet	FTEs	Rental Per Month		2015 Actual Annual Cost	
			Cost Per Square Foot	Cost Per Month		
-	1,200	-	\$	-	\$	-
-	3,352	-	\$	-	\$	-
-	160	-	\$	-	\$	-
-	3,288	-	\$	-	\$	-
-	14,733	-	\$	-	\$	-
-	2,046	-	\$	-	\$	-
-	19,465	-	\$	-	\$	-
-	32,000	-	\$	-	\$	-
-	320	-	\$	-	\$	-
-	11,459	-	\$	-	\$	-
-	4,500	-	\$	-	\$	-
-	1,040	-	\$	-	\$	-
-	15,089	-	\$	-	\$	-
-	13,704	-	\$	-	\$	-
-	7,545	-	\$	-	\$	-
-	64	-	\$	-	\$	-
-	9,076	-	\$	-	\$	-
-	777	-	\$	-	\$	-
-	12,975	-	\$	-	\$	-
-	14,466	-	\$	-	\$	-
-	6,027	-	\$	-	\$	-
-	92	-	\$	-	\$	-
-	32,946	-	\$	-	\$	-
-	7,745	-	\$	-	\$	-
-	62	-	\$	-	\$	-
-	9,705	-	\$	-	\$	-
-	14,847	-	\$	-	\$	-
-	23,262	-	\$	-	\$	-
-	16,170	-	\$	-	\$	-
-	7,749	-	\$	-	\$	-
-	90	-	\$	-	\$	-
-	10,830	-	\$	-	\$	-
-	13,628	-	\$	-	\$	-
-	2,400	-	\$	-	\$	-
-	28,064	-	\$	-	\$	-
-	19,155	-	\$	-	\$	-
-	48	-	\$	-	\$	-
-	10,695	-	\$	-	\$	-
-	9,339	-	\$	-	\$	-
-	3,820	-	\$	-	\$	-
-	160	-	\$	-	\$	-
-	4,975	-	\$	-	\$	-
-	777	-	\$	-	\$	-
-	5,472	-	\$	-	\$	-
-	27,532	-	\$	-	\$	-
-	31,576	-	\$	-	\$	-
-	12,472	-	\$	-	\$	-
-	6,469	-	\$	-	\$	-
-	576	-	\$	-	\$	-
-	11,089	-	\$	-	\$	-
-	4,200	-	\$	-	\$	-
-	3,732	-	\$	-	\$	-
-	90	-	\$	-	\$	-
-	90	-	\$	-	\$	-
-	5,550	-	\$	-	\$	-
-	2,633	-	\$	-	\$	-
-	8,400	-	\$	-	\$	-
-	9,334	-	\$	-	\$	-
-	50,782	-	\$	-	\$	-
-	80	-	\$	-	\$	-
-	14,383	-	\$	-	\$	-
-	85	-	\$	-	\$	-
-	15,609	-	\$	-	\$	-
-	7,631	-	\$	-	\$	-
-	27,876	-	\$	-	\$	-
-	34,956	-	\$	-	\$	-
-	8,976	-	\$	-	\$	-
-	80	-	\$	-	\$	-
-	10,676	-	\$	-	\$	-
-	80	-	\$	-	\$	-
-	7,630	-	\$	-	\$	-

UNAUDITED

Texas Parks and Wildlife Department (802)
Schedule of Space Occupied (Continued)
 For the fiscal year ended August 31, 2015

Location	Address	Lessor	Lease No.
Barton Warnock Center	Terlingua	-	-
Choke Canyon SP	Three Rivers	-	-
James Daughtry WMA	Tilden	-	-
Balmorhea SP	Toyahvale	-	-
Abilene SP	Tuscola	-	-
Tyler Field Operations	Tyler	-	-
Parks Regional Office - Tyler	Tyler	-	-
The Nature Center (Tyler)	Tyler	-	-
Tyler Inland Fisheries Office	Tyler	-	-
Tyler SP	Tyler	-	-
Lost Maples SNA	Vanderpool	-	-
Vega LEO	Vega	-	-
Waco Park Operations - Regional Office	Waco	-	-
Barrington Living History Farm	Washington	-	-
Washington on the Brazos SHP	Washington	-	-
Las Palomas WMA	Weslaco	-	-
Lake Whitney SP	Whitney	-	-
Lake Arrowhead SP	Wichita Falls	-	-
Lake Tawakoni SP	Wills Point	-	-
STATE OWNED TOTALS			
FREE SPACE			
Austin	5805 North Lamar	-	-
Boerne	140 City Park Rd	-	-
Bracketville	PO Box 348	-	-
Bryan	5805 North Lamar	-	-
Canadian	1331 Lamar St. Ste. 650	-	-
Corpus Christi	6300 Ocean Drive	-	-
Del Rio	PO Drawer F	-	-
Eagle Pass	PO Box 907	-	-
El Paso	2 Civic Center Plaza	-	-
El Paso	401 East Franklin Ste. 520	-	-
Flynn	Draw 808	-	-
Fort Davis	109 N. State Street	-	-
Fort Stockton	103 W Callaghan	-	-
Fort Worth	800 East North Side Drive	-	-
Fort Worth	PO Box 17300	-	-
Greenville	2801 Stuart Street	-	-
Hempstead	25th Street	-	-
Henderson	115 N. Main	-	-
Huntsville	PO Box 2027	-	-
Lake Ray Roberts	PO Box 17300	-	-
Lake Sam Rayburn	Country Road 218	-	-
Lake Texoma	1645 South 101 East Ave	-	-
Lake Whitney	PO Box 17300	-	-
Temple	3636 Tower Rd.	-	-
Marshall	5805 North Lamar	-	-
Matagorda	4233 West Richey Road	-	-
Menard	3355 FM	-	-
Muenster	11799 W Hwy 82	-	-
Needville	PO Nox 527	-	-
New Braunfels	1297 Churchhill Drive	-	-
Pablo Pinto	PO Box 279	-	-
Rio Grande City	Rio Grande	-	-
San Angelo	5805 South Lamar Blvd	-	-
San Antonio	10711 Burnett Rd Ste. 200	-	-
Strawn	118 East Housley Ave.	-	-
Texarkana	PO Box 17300	-	-
Tyler	Cherri St.	-	-
Van Horn	PO Box 927	-	-
Vega	PO Box 452	-	-
Waco	1601 E. Crest Drive	-	-
FREE SPACE TOTALS			
LEASED			
Alpine	3201 N Hwy 118	Dodson Self Storage	419073
Alpine	3201 N Hwy 118	Dodson Self Storage	458948
Anahuac	P O Box 811	Elizabeth Gibson	112785
Anahuac	P O Box 811	Elizabeth Gibson	457836

UNAUDITED

Texas Parks and Wildlife Department (802)
 Schedule of Space Occupied (Continued)
 For the fiscal year ended August 31, 2015

Type	Usable Square Feet	FTEs	Rental Per Month		2015 Actual Annual Cost	
			Cost Per Square Foot	Cost Per Month		
-	15,581	-	\$	-	\$	-
-	29,376	-	\$	-	\$	-
-	1,530	-	\$	-	\$	-
-	29,648	-	\$	-	\$	-
-	13,523	-	\$	-	\$	-
-	192	-	\$	-	\$	-
-	960	-	\$	-	\$	-
-	23,594	-	\$	-	\$	-
-	3,240	-	\$	-	\$	-
-	13,459	-	\$	-	\$	-
-	15,476	-	\$	-	\$	-
-	92	-	\$	-	\$	-
-	7,875	-	\$	-	\$	-
-	4,753	-	\$	-	\$	-
-	65,985	-	\$	-	\$	-
-	21,839	-	\$	-	\$	-
-	17,213	-	\$	-	\$	-
-	12,018	-	\$	-	\$	-
-	4,466	-	\$	-	\$	-
STATE OWNED TOTALS	2,211,923	-	\$	-	\$	-

Radio Tower	*	-	\$	-	\$	-
Office	65	-	\$	-	\$	-
Radio Tower	*	-	\$	-	\$	-
Radio Tower	9	-	\$	-	\$	-
Radio Tower	*	-	\$	-	\$	-
Office	5381	-	\$	-	\$	-
Radio Tower	*	-	\$	-	\$	-
Radio Tower	*	-	\$	-	\$	-
Office	*	-	\$	-	\$	-
Office	1628	-	\$	-	\$	-
Radio Tower	*	-	\$	-	\$	-
Office	*	-	\$	-	\$	-
Office	427	-	\$	-	\$	-
Radio Tower	*	-	\$	-	\$	-
Land/ Radio Tower	*	-	\$	-	\$	-
Office	100	-	\$	-	\$	-
Radio Tower	20	-	\$	-	\$	-
Office	138	-	\$	-	\$	-
Office	*	-	\$	-	\$	-
Office	206	-	\$	-	\$	-
Radio Tower	4	-	\$	-	\$	-
Land	*	-	\$	-	\$	-
Land	*	-	\$	-	\$	-
Radio Tower/ Land	128	-	\$	-	\$	-
Radio Tower	9	-	\$	-	\$	-
Radio Tower	*	-	\$	-	\$	-
Land/Radio Tower	200	-	\$	-	\$	-
Radio Tower	*	-	\$	-	\$	-
Radio Tower	*	-	\$	-	\$	-
Office	420	-	\$	-	\$	-
Radio Tower	*	-	\$	-	\$	-
Radio Tower	*	-	\$	-	\$	-
Radio Tower	4	-	\$	-	\$	-
Office	*	-	\$	-	\$	-
Office	165	-	\$	-	\$	-
Land	*	-	\$	-	\$	-
Radio Tower	*	-	\$	-	\$	-
Office	120	-	\$	-	\$	-
Radio Tower	16	-	\$	-	\$	-
Office	*	-	\$	-	\$	-
FREE SPACE TOTALS	9,040	-	\$	-	\$	-

Boat Storage	400	*	\$	0.33	\$	130.00	\$	650.00
Boat Storage	400	*	\$	0.33	\$	130.00	\$	910.00
Boat Storage	7,500	*	\$	0.13	\$	950.00	\$	2,850.00
Boat Storage	7,500	*	\$	0.14	\$	1,050.00	\$	9,450.00

UNAUDITED

Texas Parks and Wildlife Department (802)
Schedule of Space Occupied (Continued)
 For the fiscal year ended August 31, 2015

Location	Address	Lessor	Lease No.
Austin	16026 Pool Canyon	LTM Sales & Rentals LLC	455297
Austin	103-A Lakeway Drive	Lakeway Marina	431778
Austin	103-A Lakeway Drive	Riviera Marina	469015
Ballinger	2718 FM 382	C-M Construction	430571
Baytown	4500 N. Main	Baytown Boat & RV Storage	425742
Beaumont	3385 Laurel #204	Beaumont Yacht Club	444047
Belton	4596 Simmons Rd	Bell Stillhouse Hollow Marina	442255
Belton	PO Box 1733	Frank's Marina	438136
Benbrook	P O Box 26569	City of Benbrook	125664
Bridge City	745 Jones St	Fabricating Solutions LLC	405373
Bridge City	730 Jones St	Fabricating Solutions LLC	470849
Brownwood	300 Homer K Taylor Dr.	Texas State Technical College	221821
Buchanan Dam	P O Box 358	McDonald Properties Storage	435093
Buchanan Dam	P O Box 358	McDonald Properties Storage	468323
Burkeville	2900 Manning St	Paw Paw's Self Storage	447462
Canyon Lake	PO Box 1944	Brad's Boat and RV Storage	438517
Carthage	154 CR 1839	Panola County Freshwater District #1	151050
Cold Spring	3341 St Hwy 156	Jeff's Tall Stalls Storage	434483
College Station	17333 State Highway 6 South	A&M Super Storage at Wellborn	432000
Conroe	15561 Marina Drive	Eagle Nest Enterprises	465811
Conroe	15561 Marina Drive	CLJH Real Estate, L.P	468590
Corpus Christi	PO Box 10366	EIPRO LLC	450194
Corpus Christi	1214 Graham Rd	Calvin Self Properties	175173
Corpus Christi/Flour Bluff	1214 Graham Rd	Calvin Self Properties	463500
Corpus Christi/Flour Bluff	502 Graham Rd	Boat Stop Storage/Boat Ventures	440244
Corsicana	1724 W 3rd Avenue	Julius Flores II	451312
Crockett	203 Valley Lane	The Space Place	438996
Crystal City	2901 N Hwy 83	B K Guyler	402748
Del Rio/Lake Amistad	3902 Veterans Blvd	Anchor Boat Storages II	447332
Eagle Pass	P O Box 717	Francisco J. Jiminez	433745
Eastland	13601 Highway 6	Wayne Bailey Rentals	426965
El Campo	397 Alene	Jearl Lewing	420803
Ennis	1101 N Mckinney	BC's Storage	217694
Fayetteville	1013 Park Prairie Road	Jimmy J. Scheilack	438925
Flint	PO Box 3123	John D Bretzke	420620
Flint	PO Box 3123	John D Bretzke	464143
Fort Worth	8460 Boat Club Rd	Boat Club Rd Storage	459012
Fort Worth	800 E North Side Dr.	Tarrant County WCID #1 (Annual)	1124
Freeport	4515 Trammel St	Capt. Mark's Bastrop Marina	456062
Galveston	715 Holiday Drive North	GYB Management Services LLC	453071
Garland/Rockwall	5965 Marina Dr.	Captain's Cove Marina	454971
George West	P O Box 146	281 Mini Storage	442065
Georgetown	6211 Williams Dr.	McDonald Self Storage	419240
Graford	PO Box 47	Circle C Storage	430328
Graford	PO Box 47	Circle C Storage	471073
Haskell	1 Ave D	Haskell County	428084
Hemphill	P O Box 251	Bealls' Auto Sales/ C&C Storage	434197
Hitchcock	1445 Harborwalk Blvd	Harborwalk Yacht Club & Marina	448999
Ingleside	P O Box 1028	Ingleside Dock and Fuel Company	220051
Jacksonville	300 E Tena St	Berry's Tin Shop	443427
Jacksonville	6018 Graemont Blvd	BZ Equities LLC	436024
Jefferson	4702 N Hwy 59	Roger's Enterprises	439576
Lake Averhoff	2901 N HWY 83	B K Guyler	457350
Lake Cypress Springs	P O Box 559	Franklin County Water District	430444
Lake Sam Rayburn Dam	PO Box 533	Circle E Boat Storage	438488
Lakehills	581 Harbour Way	Harbour RV Resort	439818
Laredo/Lake Casa Blanca SP	5201 Bob Bullock Loop	Webb County	410598
Livingston	4351 Hwy 190 West	CH Marine Inc.	433589
Lopeno	1513 Stop 15A	F & M Ramirez LTD	455247
Los Fresnos	41786 FM 510	Laguna Seca Properties	148969
Lufkin	7617 East State Hwy 103	Allen Loggins Jr	455530
Matagorda	P O Box 585	Hwy 60 Boat Storage	442033
Mathis	207 Stephens Loop	J & R Sleepy Hollow Camp	173248
McAllen	5901 N 10th	SecurCare Move It	459161
Midland	500 S Midland Dr.	Aztec Storage Center	419765
Midland	500 S Midland Dr.	Aztec Storage Center	461743
Mount Pleasant	P O Box 650	Titus Co Freshwater Supply Dist. #1	422167
Nacogdoches	P O Box 633000	Sandra W Vanover	440379
Nocona	910 Fayette St	Norval Weaver	198624
Palacios	100 Marine Center Drive	Matagorda County Navigation Dist. 1	416982
Palacios	PO Box 551	Bayfront RV Park & Boat Storage	440286

UNAUDITED

Texas Parks and Wildlife Department (802)
 Schedule of Space Occupied (Continued)
 For the fiscal year ended August 31, 2015

Type	Usable Square Feet	FTEs	Rental Per Month		2015 Actual Annual Cost
			Cost Per Square Foot	Cost Per Month	
Boat Storage	240	* \$	1.04	\$ 250.00	\$ 3,000.00
Boat Storage	240	* \$	0.63	\$ 150.00	\$ 900.00
Boat Storage	192	* \$	0.05	\$ 10.00	\$ -
Boat Storage	330	* \$	0.15	\$ 50.00	\$ 600.00
Boat Storage	5,480	* \$	0.46	\$ 2,529.00	\$ 30,348.00
Boat Storage	720	* \$	0.30	\$ 217.60	\$ 2,611.20
Boat Storage	420	* \$	0.30	\$ 125.00	\$ 125.00
Boat Storage	144	* \$	1.22	\$ 175.00	\$ 1,925.00
Boat Storage	230	* \$	0.11	\$ 25.00	\$ 300.00
Boat Storage	3,500	* \$	0.16	\$ 550.00	\$ 6,600.00
Boat Storage	4,000	* \$	0.27	\$ 1,073.00	\$ -
Boat Storage	1,800	* \$	0.10	\$ 180.00	\$ 2,160.00
Boat Storage	3,060	* \$	0.24	\$ 720.00	\$ 8,640.00
Boat Storage	5,184	* \$	0.14	\$ 720.00	\$ -
Boat Storage	1,260	* \$	0.19	\$ 240.00	\$ 2,880.00
Boat Storage	1,800	* \$	0.25	\$ 450.00	\$ 5,400.00
Boat Storage	160	* \$	0.25	\$ 40.00	\$ 480.00
Boat Storage	960	* \$	0.26	\$ 250.00	\$ 3,000.00
Boat Storage	2,023	* \$	0.22	\$ 440.00	\$ 5,280.00
Boat Storage	1,350	* \$	0.29	\$ 390.00	\$ 3,510.00
Boat Storage	1,740	* \$	0.29	\$ 510.00	\$ 6,120.00
Boat Storage	1,800	* \$	0.17	\$ 300.00	\$ 3,600.00
Boat Storage	6,860	* \$	0.31	\$ 2,120.00	\$ 19,080.00
Boat Storage	6,860	* \$	0.32	\$ 2,162.00	\$ 6,486.00
Boat Storage	875	* \$	0.37	\$ 320.00	\$ 3,840.00
Boat Storage	4,000	* \$	0.06	\$ 250.00	\$ 3,000.00
Boat Storage	720	* \$	0.24	\$ 170.00	\$ 2,040.00
Boat Storage	875	* \$	0.11	\$ 100.00	\$ 200.00
Boat Storage	4,488	* \$	0.20	\$ 900.00	\$ 10,800.00
Boat Storage	1,200	* \$	0.23	\$ 275.00	\$ 3,300.00
Boat Storage	200	* \$	0.38	\$ 75.00	\$ 900.00
Boat Storage	480	* \$	0.16	\$ 75.00	\$ 900.00
Boat Storage	207	* \$	0.16	Annual Pymt	\$ 400.00
Boat Storage	768	* \$	0.20	\$ 150.00	\$ 1,800.00
Boat Storage	450	* \$	0.22	\$ 100.00	\$ 800.00
Boat Storage	450	* \$	0.22	\$ 100.00	\$ 400.00
Boat Storage	720	* \$	0.45	\$ 325.00	\$ 2,600.00
Boat Storage	2,310	* \$	0.04	Annual Pymt	\$ 100.00
Boat Storage	3,476	* \$	0.17	\$ 595.00	\$ 7,055.00
Boat Storage	1,170	* \$	0.60	\$ 700.00	\$ 8,400.00
Boat Storage	532	* \$	0.19	\$ 100.00	\$ 1,200.00
Boat Storage	1,260	* \$	0.30	\$ 375.00	\$ 4,500.00
Boat Storage	250	* \$	0.26	\$ 65.00	\$ 780.00
Boat Storage	960	* \$	0.14	\$ 130.00	\$ 1,560.00
Boat Storage	960	* \$	0.16	\$ 150.00	\$ -
Boat Storage	896	* \$	0.06	\$ 50.00	\$ 600.00
Boat Storage	1,080	* \$	0.21	\$ 225.00	\$ 2,700.00
Boat Storage	646	* \$	0.39	\$ 250.00	\$ 1,750.00
Boat Storage	2,880	* \$	0.42	\$ 1,209.60	\$ 14,515.20
Boat Storage	2,520	* \$	0.18	\$ 450.00	\$ 5,400.00
Boat Storage	2,500	* \$	0.26	\$ 650.00	\$ 7,800.00
Boat Storage	1,500	* \$	0.10	\$ 150.00	\$ 1,800.00
Boat Storage	875	* \$	0.11	\$ 100.00	\$ 1,000.00
Boat Storage	240	* \$	0.42	\$ 100.00	\$ 1,200.00
Boat Storage	1,080	* \$	0.28	\$ 300.00	\$ 3,600.00
Boat Storage	1,800	* \$	0.28	\$ 500.00	\$ 6,000.00
Boat Storage	1,250	* \$	0.08	\$ 100.00	\$ 1,200.00
Boat Storage	1,200	* \$	0.25	\$ 300.00	\$ 3,600.00
Boat Storage	2,200	* \$	0.18	\$ 400.00	\$ -
Boat Storage	7,357	* \$	0.30	\$ 2,200.00	\$ 26,400.00
Boat Storage	1,440	* \$	0.21	\$ 300.00	\$ 3,600.00
Boat Storage	2,400	* \$	0.12	\$ 280.00	\$ 3,080.00
Boat Storage	924	* \$	0.70	\$ 650.00	\$ 7,800.00
Boat Storage	1,000	* \$	0.30	\$ 300.00	\$ 3,300.00
Boat Storage	250	* \$	0.46	\$ 115.00	\$ 690.00
Boat Storage	198	* \$	0.56	\$ 110.00	\$ 660.00
Boat Storage	1,600	* \$	0.14	\$ 225.00	\$ 2,700.00
Boat Storage	1,200	* \$	0.27	\$ 325.00	\$ 3,900.00
Boat Storage	900	* \$	0.06	\$ 50.00	\$ 150.00
Boat Storage	5,040	* \$	0.11	\$ 550.00	\$ 6,600.00
Boat Storage	360	* \$	0.18	\$ 65.00	\$ 780.00

UNAUDITED

Texas Parks and Wildlife Department (802)
Schedule of Space Occupied (Continued)
 For the fiscal year ended August 31, 2015

Location	Address	Lessor	Lease No.
Palacios	312 1/2 E Koontz	Palacios Dry Storage and Boat Storage	457772
Palestine	4801 N. Loop 256	Lone Star Secure Storage-Burch	447420
Port Aransas	P O Box 872	Fairway Stalls (R Mark Grosse)	433683
Port Arthur	520 Pleasure Pier Blvd	Pleasure Island Commission	448060
Port Arthur	8989 HIGHWAY 69	AAA American Mini Storage	445070
Port Arthur	8989 HIGHWAY 69	AAA American Mini Storage	467706
Port Isabel	702 Champion Avenue	Port Isabel Park Center	445750
Port Lavaca	1728 W Main St	Howlett's Inc.	169267
Port Mansfield	818 Mansfield Rd	Dorothy M. Ralston	117735
Powderly	68 County Road 35725	Donald Farmer	220034
Quitman	418 Village Drive	Goodwill Children's Mission	450789
Rockwall	1760 IH 30	Rockwall Mini Storage	457398
Rockwall	1760 IH 30	Rockwall Mini Storage	427833
Salado	9806 Union Grove Park Road	Union Grove Boat & RV Storage	442734
Sam Rayburn	11533 Hwy 124	All Seasons Storage	447471
San Angelo	6222 US Highway 67 S	Baker Enterprises	448102
San Angelo	5961 Knickerbocker Road	Red Bluff Storage	432292
San Antonio	14156 East Loop 1604 South	Lighthouse Boat & RV Storage	441052
San Augustine	RR4 Box 2690	103 Boat Storage	433649
Sanford/Borger	Sanford Yake Rd & Hi Plains Rd	Lakeview Storage	203397
Seabrook	1900 Shipyard Drive	Seabrook Marina	455967
Seabrook	1900 Shipyard Drive	Seabrook Marina	425385
Seabrook	1900 Shipyard Drive	Seabrook Marina	435114
Seguin	12100 FM 725	Woehler Storage	441031
Silverton	Rt 1 Box 14	MacKenzie Municipal Water Authority	431019
Somerville	5931 Hillside Ln	Allsports Boat & RV	451542
Spur	HCR 2 Box 127	White River Marina	202854
Temple	4804 Lakesire Circle	Elmer Arldt	440685
Texas City	4028 Texas Avenue	Twin City Boat Storage	206905
Texas City	4028 Texas Avenue	Twin Cities Storage	457392
Uvalde	3715 Hwy 90 East	Brent Gamble Storage	440525
Uvalde	3715 Hwy 90 East	Brent & Misty Gamble Storage	468041
Victoria	469 Schell Rd	American Boat and RV	414737
Whitehouse	101 Business Park Dr.	Conaway Properties	436354
Willis	PO Box 2059	Lochness Storage	435187
Wills Point	11526 FM 751	Burton Marine Service Inc.	158905
Wills Point/ Lake Tawakoni	11526 FM 751	Burton Marine Service Inc.	461825
Wylie	8318 E Parker Rd	Davis Boat & RV Storage	448114
Wylie	8318 E Parker Rd	Davis Boat & RV Storage	461669
Zapata	1513 Stop 15A	F & M Ramirez LTD	455247
Zapata	3rd and Lincoln St	F & M Ramirez LTD	455068
Bend	12777 HIGHWAY 87 N	Sabine River Authority	120600
Crockett	1991 SE Loop 304	Jane W. Harkins	426131
Floresville	27914 San Clemente	Rudolph (Rudy) Edward Schiefelbein IV	451751
Fort Stockton	P O Box 1989	Longfellow Ranch Partners	422935
Henderson	PO Box 1721	Glenn W Holladay Jr	219483
Ozona	PO Box 3028	Ingham Farms	74739
Rockport	100 Navigation Circle	Aransas County Navigation District No 1	430664
Sierra Blanca	P O Box 187	Joe Tammen	410984
Weslaco	7555 E Windlawn Way	Ballard Family Trust (E. B. Ballard, Jr.)	409750
Weslaco	7555 E Windlawn Way	Ballard Family Trust (Genevieve B. Meadow)	409747
Abilene	281 N Willis	Boykin Investments	1128
Abilene	5325 N. 3rd	Scott Family Enterprises, LLC	436103
Alpine	109 S Cockrell	Johnson Feed & Western Wear	114283
Amarillo	203 W 8th St	TNT Properties Inc.	1131
Austin	1340 Airport Commerce Drive	SFSV Hill Airport Commerce LP	184516
Austin	1340 Airport Commerce Drive	Kansas City Life Insurance Company	463717
Bastrop	944 Hwy 71 E	Aimed Investments Co	183254
Beaumont	5655 Eastex Freeway	Synergy RPC LLC	435168
Brownsville	5460 Paredes Line Rd Ste. 201	2MJ Properties LTD	105784
Brownwood	301 Main St	Texas State Technical College	217197
Brownwood	114 Center Ave	Brownwood Enterprises LLC	197321
Buffalo	2706 W Commerce	Buffalo Partners, LTD	215569
Canyon	400 Hwy 60	Paul Blake Enterprises	43019
Canyon	301 23rd St	West Texas A & M University - Canyon	408880
College Station	12845 FM2154	Southwood West A General Partnership	196756
Corpus Christi	5541 Bear Lane	5541 Bear Lane LC	1021
Falfurrias	217 E. Miller, Room 302	Brooks County	449611
Garland	346 Oaks Trail Ste. 100	Colonial Acceptance Partners LP	91951
Haltom City	5400 Airport Freeway	JaGee Properties Inc.	127587

UNAUDITED

Texas Parks and Wildlife Department (802)
 Schedule of Space Occupied (Continued)
 For the fiscal year ended August 31, 2015

Type	Usable Square Feet	FTEs	Rental Per Month		2015 Actual Annual Cost
			Cost Per Square Foot	Cost Per Month	
Boat Storage	360	* \$	0.14	\$ 65.00	\$ 585.00
Boat Storage	1,800	* \$	0.19	\$ 345.00	\$ 4,140.00
Boat Storage	768	* \$	0.29	\$ 220.00	\$ 2,640.00
Boat Storage	1,000	* \$	0.18	\$ 175.00	\$ 2,100.00
Boat Storage	1,800	* \$	0.22	\$ 400.00	\$ 4,000.00
Boat Storage	1,800	* \$	0.22	\$ 400.00	\$ 800.00
Boat Storage	700	* \$	0.29	\$ 200.00	\$ 2,400.00
Boat Storage	3,600	* \$	0.26	\$ 950.00	\$ 11,400.00
Boat Storage	4,380	* \$	0.25	\$ 1,110.00	\$ 13,320.00
Boat Storage	250	* \$	0.26	\$ 65.00	\$ 780.00
Boat Storage	660	* \$	0.23	\$ 150.00	\$ 1,800.00
Boat Storage	575	* \$	0.30	\$ 172.00	\$ 1,720.00
Boat Storage	575	* \$	0.30	\$ 172.00	\$ 344.00
Boat Storage	720	* \$	0.38	\$ 270.00	\$ 3,240.00
Boat Storage	360	* \$	0.26	\$ 95.00	\$ 1,140.00
Boat Storage	300	* \$	0.27	\$ 80.00	\$ 960.00
Boat Storage	960	* \$	0.26	\$ 250.00	\$ 3,000.00
Boat Storage	3,240	* \$	0.16	\$ 512.00	\$ 6,144.00
Boat Storage	1,080	* \$	0.14	\$ 150.00	\$ 1,800.00
Boat Storage	200	* \$	0.30	\$ 60.00	\$ 720.00
Boat Storage	3,360	* \$	0.28	\$ 957.32	\$ 10,530.52
Boat Storage	3,360	* \$	0.28	\$ 926.00	\$ 926.00
Boat Storage	960	* \$	0.52	\$ 499.00	\$ 5,988.00
Boat Storage	1,170	* \$	0.26	\$ 300.00	\$ 3,600.00
Boat Storage	450	* \$	0.12	\$ 55.00	\$ 660.00
Boat Storage	720	* \$	0.11	\$ 80.00	\$ 960.00
Boat Storage	260	* \$	0.15	\$ 40.00	\$ 480.00
Boat Storage	840	* \$	0.19	\$ 160.00	\$ 1,760.00
Boat Storage	5,160	* \$	0.29	\$ 1,500.00	\$ 3,000.00
Boat Storage	5,160	* \$	0.32	\$ 1,650.00	\$ 16,500.00
Boat Storage	1,260	* \$	0.34	\$ 425.00	\$ 5,100.00
Boat Storage	1,080	* \$	0.88	\$ 950.00	\$ -
Boat Storage	360	* \$	0.21	\$ 75.00	\$ 900.00
Boat Storage	1,000	* \$	0.35	\$ 350.00	\$ 4,200.00
Boat Storage	1,080	* \$	0.23	\$ 248.00	\$ 2,976.00
Boat Storage	952	* \$	0.50	\$ 480.00	\$ 2,880.00
Boat Storage	2,350	* \$	0.21	\$ 500.00	\$ 6,000.00
Boat Storage	960	* \$	0.34	\$ 330.00	\$ 2,310.00
Boat Storage	720	* \$	0.69	\$ 495.00	\$ 2,475.00
Boat Storage	2,200	* \$	0.18	\$ 400.00	\$ 4,800.00
Boat Storage	6,250	* \$	0.27	\$ 1,675.00	\$ 20,100.00
Land	*	*	*	Annual Pymt	\$ 1.00
Land	*	*	*	Annual Pymt	\$ 1,500.00
Land	*	*	*	Bi-Annual Pymt	\$ 6,000.00
Land	*	*	*	Annual Pymt	\$ 1,806.00
Land	*	*	*	Annual Pymt	\$ 275.00
Land	*	*	*	Every 10 years	\$ -
Land	*	*	*	Annual Pymt	\$ 3,075.93
Land	*	*	*	Annual Pymt	\$ 1,800.00
Land	*	*	*	Annual Pymt	\$ 1,500.00
Land	*	*	*	Annual Pymt	\$ 1,500.00
Office Space	1,141	6 \$	0.64	\$ 727.58	\$ 8,730.96
Office Space	5,160	4 \$	0.21	\$ 1,097.47	\$ 13,169.64
Office Space	6,050	10 \$	0.27	\$ 1,656.60	\$ 19,879.20
Office Space	4,000	5 \$	0.46	\$ 1,834.98	\$ 22,019.76
Office Space	40,304	* \$	1.23	\$ 49,391.36	\$ 345,739.52
Office Space	40,304	25 \$	1.23	\$ 49,539.53	\$ 594,474.36
Office Space	255	1 \$	2.86	\$ 730.00	\$ 8,760.00
Office Space	2,625	5 \$	1.32	\$ 3,472.21	\$ 41,666.52
Office Space	1,380	16 \$	1.41	\$ 1,948.57	\$ 23,382.84
Office Space	2,265	7 \$	0.63	\$ 1,415.63	\$ 16,987.56
Office Space	1,318	6 \$	1.20	\$ 1,581.08	\$ 18,972.96
Office Space	441	2 \$	13.54	\$ 5,972.19	\$ 71,666.28
Office Space	4,080	4 \$	0.34	\$ 1,402.53	\$ 16,830.36
Office Space	1,041	1 \$	0.61	\$ 635.01	\$ 5,562.54
Office Space	2,090	2 \$	1.23	\$ 2,580.00	\$ 30,096.00
Office Space	4,859	16 \$	0.67	\$ 3,269.87	\$ 30,679.55
Office Space	106	1 \$	1.00	Annual Pymt	\$ 1,272.00
Office Space	3,839	13 \$	1.19	\$ 4,556.42	\$ 54,677.04
Office Space	6,710	12 \$	0.83	\$ 5,600.00	\$ 67,200.00

UNAUDITED

Texas Parks and Wildlife Department (802)
Schedule of Space Occupied (Continued)
 For the fiscal year ended August 31, 2015

Location	Address	Lessor	Lease No.
Houston	10101 Southwest Freeway Ste.206	HSO Sterling Plaza	156775
Houston	350 N Sam Houston	Boxer Property Management Company	185835
La Grange	111 E Travis St	Fayette Savings Association	80363
La Marque	14037 Delaney Road	La Marque Outlet Development	116315
La Porte	117 East A Street	Harris County Treasurer	429969
Laredo	5119 Bob Bullock Loop	Webb County	404282
Lufkin	4100 S Meadford Dr. Ste. 204B	Dude Development LTD	173880
Lufkin	1805 E Lufkin Ave	Tri Lufkin	1041
Marshall	3802 E End Blvd South	Pete McCarty	1043
Mathis	9892 FM 3377	Mathis Manufacturing Inc.	1048
Menard	104 E. San Saba	Whitson Communications	426343
Midland	4500 W Illinois	Midland Business Center LLC	71670
Mt. Pleasant	212 S Johnson	L.D. Lawler	1097
Nacogdoches	506 Hayter St	USDA-Forest Service-SO for EXPSTA	81269
New Caney	22031 Baptist Encampment Rd	City of Houston	194704
Palacios	2200 Harrison	Kana Rental Properties	185493
Pleasanton	426 West Oaklawn	Clifton J. Shearrer and Amy E. Shearrer	450160
Port Arthur	601 Channel View	Pleasure Island Commission	70300
Rusk	580 W. 6th Street	Tosh Retirement Partnership LP	178441
San Antonio	2391 NE Loop 410, Ste. 409	Peloton Management SA	459250
San Marcos	300 S CM Allen Pkwy	San Marcos Jackson Square Dev Inc.	209266
Temple	3615 S General Bruce Dr.	RMSJ Investments LTD	161603
Tyler	2112 Old Henderson Hwy	Helon Clayton and Stephanie Clayton	1851
Tyler	3330 S Southwest Loop 323	Commerce Square Corporation	137805
Uvalde	1619 Garner Field Road	Texas Agrilife Research	427457
Victoria	2805 N Navarro	County of Victoria	90114
Waco	8684 LaVillage Ave	Hoppenstein Properties Inc.	1123
Wichita Falls	4822 Kemp Boulevard, Ste. 130	WF Retails Investments	420421
Wichita Falls	409 Chester Ave.	Vernal L. Huffines	1125
Wimberley	950 FM 2325 Ste. A	Maurer Family Partnership Limited	451114
Alice	PO Box 7247	American Tower Corporation	456383
Andrews	303 S Main St	Ben E Brewer	56132
Andrews	P O Box 1823	Ben E Brewer	464521
Beaumont	P O Box 409250	Pinnacle Towers Inc.	400823
Big Lake	P O Box 100	Reagan County	81900
Burnet	220 S Pierce St	Burnet County	429865
Carrizo Springs	303 So 5th Street	Dimmit County	414535
Cedar Hill	P O Box 3728	Clark-Parkerville LP	451717
Clarendon	P O Box 948	Greenbelt Electric Coop	451344
Comanche	PO. Box 290	Comanche County	431169
Cumby	P O Box 8294	Crossroads Communication	449367
El Dorado	1000 Louisiana Ste. 4300	Targa Midstream Services LP	203577
Electra	PO Box 50564	D&D Telecommunications Properties	449011
Fluvanna	5811 34th St	Southplains Communications	180186
Fluvanna	5811 34th St	Southplains Communications	469799
Fritch	P O Box 9	Canadian River Municipal Water	74109
Goliad	P O Vox 7247	American Tower	199767
Goliad	P O Vox 7247	American Tower	456490
Goodlet	P O Box 1337	Central Communications/Chilton Enterprises	454940
Gregory	PO Box 951439	Houston Pipe Line Company LP	440792
Hunt	P O Box 4735	Enterprise Texas Pipeline LLC	448447
Livingston	P O Box 1121	Sam Houston Electric	411817
Los Fresnos	P O Box 1808	Mobile Relays Partners	202982
New Braunfels	P O Box 409250	Pinnacle Towers Inc.	171007
New Braunfels	2000 Corporate Drive	Pinnacle Towers Inc.	459535
Paris	4801 Lamar Avenue	Airwaves Communications Inc.	454675
Pearsall	202 Kelly Drive	Husky Tower Co	420502
Purley	P O Box 990	East Texas Broadcasting Inc.	449382
Riviera	P O Box 997	Riviera Cellular & Telecommunication	207997
Riviera	420 East County Rd. 2335	Riviera Cellular & Telecommunication	456252
Rock Springs	P O Box 193	Edwards County	176980
Sonora	P O Box 1808	Sutton County	440776
Spearman	P O Box 951152	Exxon Company USA	400277
Stamford	P O Box 1147	Big Country Electric Coop	429256
Sweetwater	100 E 3rd St	Nolan County	54519
Tarpley	5289 Kyle Ranch Rd	Bar B Bar Ranch	427867
Tarpley	5289 Kyle Ranch Rd	Johhny Becker LLC	457335
Tyler	P O Box 324	Deaton Communications	203604
Brownwood	303 Water St	AAA Storage	435372

UNAUDITED

Texas Parks and Wildlife Department (802)
Schedule of Space Occupied (Continued)
 For the fiscal year ended August 31, 2015

Type	Usable Square Feet	FTEs	Rental Per Month		2015 Actual Annual Cost
			Cost Per Square Foot	Cost Per Month	
Office Space	1,808	10	\$ 1.50	\$ 2,712.00	\$ 32,506.33
Office Space	2,970	8	\$ 1.04	\$ 3,095.31	\$ 37,143.72
Office Space	381	5	\$ 2.48	\$ 945.46	\$ 11,345.52
Office Space	1,280	18	\$ 2.16	\$ 2,759.17	\$ 22,062.81
Office Space	709	7	\$ 0.14	\$ 100.00	\$ 1,200.00
Office Space	3,281	6	\$ 0.81	\$ 2,657.61	\$ 31,891.32
Office Space	1,980	4	\$ 1.15	\$ 2,283.14	\$ 27,333.98
Office Space	12,555	2	\$ 0.04	\$ 500.00	\$ 6,000.00
Office Space	2,610	4	\$ 0.31	\$ 812.26	\$ 9,747.12
Office Space	4,350	4	\$ 0.24	\$ 1,061.34	\$ 12,736.08
Office Space	154	2	\$ 1.64	\$ 252.55	\$ 3,030.60
Office Space	1,326	7	\$ 0.90	\$ 1,198.93	\$ 13,570.36
Office Space	3,920	2	\$ 0.52	\$ 2,044.00	\$ 24,528.00
Office Space	118	1	\$ 1.20	Annual Pymt	\$ 1,699.20
Office Space	192	1	*	Annual Pymt	\$ -
Office Space	4,300	7	\$ 0.29	\$ 1,244.00	\$ 14,928.00
Office Space	866	2	\$ 1.24	\$ 1,073.84	\$ 5,369.20
Office Space	2,330	7	\$ 0.39	\$ 900.00	\$ 10,800.00
Office Space	4,552	2	\$ 0.34	\$ 1,557.28	\$ 18,687.36
Office Space	4,105	10	\$ 1.27	\$ 5,207.15	\$ 41,657.20
Office Space	1,356	2	\$ 1.01	\$ 1,364.89	\$ 16,378.68
Office Space	8,726	12	\$ 0.45	\$ 3,919.03	\$ 47,028.36
Office Space	2,430	4	\$ 0.14	\$ 344.35	\$ 4,132.20
Office Space	1,675	6	\$ 0.67	\$ 1,116.66	\$ 13,399.92
Office Space	236	1	\$ 0.85	\$ 200.00	\$ 2,200.00
Office Space	2,500	11	\$ 1.15	\$ 2,875.00	\$ 34,500.00
Office Space	3,000	6	\$ 0.34	\$ 1,034.56	\$ 12,414.72
Office Space	2,179	3	\$ 1.00	\$ 2,179.00	\$ 26,148.00
Office Space	3,972	3	\$ 0.30	\$ 1,200.00	\$ 14,400.00
Office Space	235	1	\$ 0.69	\$ 161.90	\$ 1,942.80
Radio Tower	20	*	\$ 27.50	\$ 550.00	\$ 6,600.00
Radio Tower	6	*	\$ 16.67	\$ 100.00	\$ 1,000.00
Radio Tower	6	*	\$ 33.33	\$ 200.00	\$ 400.00
Radio Tower	5	*	\$ 95.71	\$ 478.55	\$ 5,742.60
Radio Tower	6	*	\$ 12.50	\$ 75.00	\$ 900.00
Radio Tower	*	*	*	Annual Pymt	\$ 200.00
Radio Tower	16	*	\$ 7.00	\$ 112.00	\$ 1,344.00
Radio Tower	16	*	\$ 37.50	\$ 600.00	\$ 7,200.00
Radio Tower	*	*	*	\$ 125.00	\$ 1,500.00
Radio Tower	6	*	\$ 2.78	Annual Pymt	\$ 200.00
Radio Tower	3	*	\$ 66.67	\$ 200.00	\$ 2,400.00
Radio Tower	6	*	\$ 4.17	\$ 25.00	\$ 300.00
Radio Tower	9	*	\$ 34.44	\$ 310.00	\$ 3,720.00
Radio Tower	6	*	\$ 41.67	\$ 250.00	\$ 3,000.00
Radio Tower	6	*	\$ 41.67	\$ 250.00	\$ -
Radio Tower	*	*	*	Annual Pymt	\$ 120.00
Radio Tower	4	*	\$ 225.08	\$ 900.30	\$ 1,731.36
Radio Tower	4	*	\$ 258.85	\$ 1,035.38	\$ 10,388.16
Radio Tower	8	*	\$ 22.25	\$ 178.00	\$ 2,136.00
Radio Tower	*	*	*	\$ 314.85	\$ 3,778.20
Radio Tower	10	*	\$ 15.95	\$ 159.50	\$ 1,914.00
Radio Tower	100	*	\$ 1.00	\$ 100.00	\$ 1,200.00
Radio Tower	20	*	\$ 23.88	\$ 477.62	\$ 5,731.44
Radio Tower	*	*	*	\$ 527.99	\$ 2,111.96
Radio Tower	*	*	*	\$ 543.77	\$ 4,350.16
Radio Tower	10	*	\$ 37.80	\$ 378.00	\$ 4,536.00
Radio Tower	6	*	\$ 91.67	\$ 550.00	\$ 6,600.00
Radio Tower	20	*	\$ 9.25	\$ 185.00	\$ 2,220.00
Radio Tower	9	*	\$ 35.39	\$ 318.55	\$ 318.55
Radio Tower	4	*	\$ 87.60	\$ 350.41	\$ 3,854.51
Radio Tower	6	*	\$ 8.33	\$ 50.00	\$ 600.00
Radio Tower	16	*	\$ 4.69	\$ 75.00	\$ 900.00
Radio Tower	*	*	*	Annual Pymt	\$ 50.00
Radio Tower	6	*	\$ 8.33	\$ 50.00	\$ 600.00
Radio Tower	*	*	*	\$ 35.00	\$ 420.00
Radio Tower	6	*	\$ 20.00	\$ 120.00	\$ 240.00
Radio Tower	6	*	\$ 33.33	\$ 200.00	\$ 2,000.00
Radio Tower	15	*	\$ 10.00	\$ 150.00	\$ 1,500.00
Storage Space	200	*	\$ 0.23	\$ 45.00	\$ 540.00

UNAUDITED

Texas Parks and Wildlife Department (802)
Schedule of Space Occupied (Continued)
 For the fiscal year ended August 31, 2015

Location	Address	Lessor	Lease No.
Canyon	1205 23rd Street Ste. 7E	Rockin R Self Storage	451488
College Station	1555 Arrington Rd	Arrington Rd Self Storage	426769
Mount Pleasant	275 CR 3207	Mini Storage of Mt Pleasant	440087
Oakwood/Buffalo	10226 Hwy 79 East	A & W Mini Storage/Ann Hibbard	460816
Pleasanton	1222 W. Oaklawn Road	Affordable Storage Estelle West	461002
San Angelo	6182 Brodnax	R.E.H Properties	211900
San Marcos	1006 E Hwy 80	Tom Thumb Storage	467929
San Marcos	1006 E Hwy 80	Tom Thumb Storage	411933
Van Horn	300 Cedar Street	Van Horn Public Storage	430704

UNAUDITED

Texas Parks and Wildlife Department (802)
Schedule of Space Occupied (Concluded)
 For the fiscal year ended August 31, 2015


Type	Usable Square Feet	FTEs	Rental Per Month		2015 Actual Annual Cost
			Cost Per Square Foot	Cost Per Month	
Storage Space	500	*	\$ 0.31	Annual Pymt	\$ 1,870.00
Storage Space	100	*	\$ 0.65	Annual Pymt	\$ 780.00
Storage Space	400	*	\$ 0.26	\$ 105.00	\$ 1,260.00
Storage Space	100	*	\$ 0.40	\$ 40.00	\$ 240.00
Storage Space	50	*	*	Annual Pymt	\$ 600.00
Storage Space	200	*	\$ 0.25	\$ 50.00	\$ 600.00
Storage Space	200	*	\$ 0.41	Annual Pymt	\$ 979.20
Storage Space	300	*	\$ 0.39	Annual Pymt	\$ 1,404.00
Storage Space	200	*	*	Annual Pymt	\$ 840.00
LEASED TOTALS	411,294	294	\$ 1,404.72	\$ 241,207.90	\$ 2,468,470.56
LEASED AND STATE OWNED TOTALS	2,623,217	294	\$ 1,404.72	\$ 241,207.90	\$ 2,468,470.56

UNAUDITED

Texas Parks and Wildlife Department (802)
HUB Strategic Plan Progress Report
 For the fiscal year ended August 31, 2015

Categories	Actual FY14	Actual FY15	Agency Goals for FY16	Statewide Goals for FY16
Heavy Construction other than building contracts	34.11%	25.66%	11.20%	11.20%
Building Construction, including general contractors and operative builders contracts	0.53%	45.10%	9.67%	21.10%
Special Trade Construction contracts	31.11%	46.88%	32.90%	32.90%
Professional Services contracts	38.32%	30.06%	23.70%	23.70%
Other Services contracts	7.66%	10.88%	10.81%	26.00%
Commodities contracts	18.74%	20.13%	18.05%	21.10%

Prepared by 
 Tammy Dunham
 Purchasing & Contracting Manager/HUB Coordinator

Approved by 
 Mike Jensen
 Director of Administrative Resources, Chief Financial Officer

MASTER FILE REPORT VERIFICATION FORM


Texas Parks and Wildlife Department
NAME OF AGENCY

802
AGENCY #

Yes, the information contained in the Master File Report dated **September 18, 2015**, is a complete and correct listing of all my agency's land and building records.

_____ No, the information contained in the Master File Report dated _____, is not a complete and correct listing of my agency's land and building records. All discrepancies will be corrected no later than fifteen days from the date of the Master File Report. The Texas General Land Office will be notified of the corrections to the report.

William Johnson
Property Manager




Signature

9/18/2015
Date

The Texas General Land Office hereby Certifies that the above stated agency is in Compliance with the real property inventory reporting requirements as stated in Texas Natural Resources Code, § NRC 31.153 - 31.156, et seq.

9-18-15
Date



Shaun Seale
State Real Property Inventory Manager



Life's better outside.®

Texas Parks and Wildlife Department
4200 Smith School Road, Austin, Texas 78744

© 2015 TPWD. PWD RP A0900-683 (11/15)

In accordance with Texas Depository Law, this publication is available at the
Texas State Publications Clearinghouse and/or Texas Depository Libraries.

TPWD receives funds from the USFWS. TPWD prohibits discrimination on the basis of race, color, religion, national origin, disability, age, and gender, pursuant to state and federal law. To request an accommodation or obtain information in an alternative format, please contact TPWD on a Text Telephone (TDD) at (512) 389-8915 or by Relay Texas at 7-1-1 or (800) 735-2989. If you believe you have been discriminated against by TPWD, please contact TPWD or the U.S. Fish and Wildlife Service, Office for Diversity and Workforce Management, 5275 Leesburg Pike, Falls Church, VA 22041.

