

# El Paso LE- ADA Evaluation



**LE- El Paso TX, ADA Evaluation**  
**401 E Franklin Ave Suite 520**  
**Downtown El Paso, TX 79901**  
**Accessibility Evaluation**  
**Inspection Date: 06/16/2023**  
**Inspectors: Christopher Meza**

Prepared By



(512) 424 - 2000  
tpwd.texas.gov




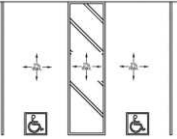

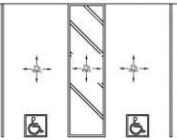
Report Date: 01/14/2024

***Table of Contents***



---


<b>Findings</b> .....	<b>3</b>
<b>Exterior of Property (Public)</b> .....	<b>3</b>
<b>First Floor Main Building LOBBY (Public)</b> .....	<b>7</b>
<b>Fifth Floor TPWD LE Office (Public)</b> .....	<b>8</b>
<b>Fifth Floor TPWD LE Office (STAFF)</b> .....	<b>11</b>



**LE- El Paso TX, ADA Evaluation - 401 E Franklin Ave Downtown El Paso, TX 79901**



Finding Number	Area Description	Finding	As Built	Recommendation	Citation	Photos	Figure
1	Exterior of Property (Public): Parking Lot (9 Spaces) 8 Car 1 Van	The required number of van accessible stalls is not provided. There are (8) accessible parking stalls including (1) designated for a van.	N/A		<a href="https://www.access-board.gov/ada/#ada-208_2_4">https://www.access-board.gov/ada/#ada-208_2_4</a>  2012 TAS Section: 208.2, 208.2.4  2010 ADAS Section: 208.2, 208.2.4		
2	Exterior of Property (Public): Parking Lot (9 Spaces) 8 Car 1 Van - Van Accessible Stall (L Side)	The cross slope (narrow dimension) of the parking stall exceeds 2%. The running and cross slope in an accessible parking stall and the access aisle must not exceed 2%.	Van stall is accessible, minor sloping issues in spot and access aisle. There was nothing recorded over 3%. There are 6 total accessible parking spaces to left side of entrance. 1 labeled van.		<a href="https://www.access-board.gov/ada/#ada-502_4">https://www.access-board.gov/ada/#ada-502_4</a>  2012 TAS Section: 502.4  2010 ADAS Section: 502.4		
3	Exterior of Property (Public): Parking Lot (9 Spaces) 8 Car 1 Van - Access Aisle (Van)	The cross slope (short dimension) of the access aisle exceeds 2%. The cross slope in an accessible parking stall and the access aisle must not exceed 2%.	Access Aisle cross slope is 2.9%		<a href="https://www.access-board.gov/ada/#ada-502_4">https://www.access-board.gov/ada/#ada-502_4</a>  2012 TAS Section: 502.4  2010 ADAS Section: 502.4		



**LE- El Paso TX, ADA Evaluation - 401 E Franklin Ave Downtown El Paso, TX 79901**

Finding Number	Area Description	Finding	As Built	Recommendation	Citation	Photos	Figure
4	Exterior of Property (Public): Parking Lot (9 Spaces) 8 Car 1 Van - Car Accessible Stall (R) Side	The van stall is missing a sign identifying it as a van accessible stall. Parking space identification signs shall include the International Symbol of Accessibility. Signs identifying van parking spaces shall contain the designation "van accessible."	There is no van identification sign for this spot. There are 9 total accessible parking stalls on location with only 1 labeled as van. Additional van spot is required due to size of parking lot.	<a href="https://www.access-board.gov/ada/#ada-502_6">https://www.access-board.gov/ada/#ada-502_6</a> There are 3 car accessible spot to right of entrance. Spot pictured in this finding has dimensions and marking for van. Recommend adding van sign to spot pictured in this finding.	2012 TAS Section: 502.6  2010 ADAS Section: 502.6		



Finding Number	Area Description	Finding	As Built	Recommendation	Citation	Photos	Figure
5	Exterior of Property (Public): Path of Travel to Building - Path of Travel (R Side)	The route contains openings greater than 1/2 inch. Openings in floor or ground surfaces shall not allow passage of a sphere more than 1/2 inch diameter. Elongated openings shall be placed so that the long dimension is perpendicular to the dominant direction of travel.	There are several locations where exterior pathway gap exceeds 1/2" tolerance. See additional photos for location of gap noncompliance on accessible pathway to building.	<a href="https://www.access-board.gov/ada/#ada-302_3">https://www.access-board.gov/ada/#ada-302_3</a>	2012 TAS Section: 302.3  2010 ADAS Section: 302.3		



Finding Number	Area Description	Finding	As Built	Recommendation	Citation	Photos	Figure
6	Exterior of Property (Public): Path of Travel to Building - Path of Travel (L Side)	The route contains openings greater than 1/2 inch. Openings in floor or ground surfaces shall not allow passage of a sphere more than 1/2 inch diameter. Elongated openings shall be placed so that the long dimension is perpendicular to the dominant direction of travel.	There are several locations where exterior pathway gap exceeds 1/2" tolerance. See additional photos for location of gap noncompliance on accessible pathway to building. Bushes impeding walkway to less than 36"	<a href="https://www.access-board.gov/ada/#ada-302_3">https://www.access-board.gov/ada/#ada-302_3</a>	2012 TAS Section: 302.3  2010 ADAS Section: 302.3		
7	Exterior of Property (Public): Path of Travel to Building - Path of Travel (Main Route)	The route contains openings greater than 1/2 inch. Openings in floor or ground surfaces shall not allow passage of a sphere more than 1/2 inch diameter. Elongated openings shall be placed so that the long dimension is perpendicular to the dominant direction of travel.	There are several locations where exterior pathway gap exceeds 1/2" tolerance. See additional photos for location of gap noncompliance on accessible pathway to building.	<a href="https://www.access-board.gov/ada/#ada-302_3">https://www.access-board.gov/ada/#ada-302_3</a>	2012 TAS Section: 302.3  2010 ADAS Section: 302.3		

Finding Number	Area Description	Finding	As Built	Recommendation	Citation	Photos	Figure
8	First Floor Main Building LOBBY (Public): Entrance into Lobby - Entrance Doors	The tactile EXIT sign is missing at the door. Wall signs identifying exits shall have characters raised 1/32 inch minimum and shall be uppercase characters a minimum of 5/8 inch and a maximum of 2 inches high. Braille shall be placed directly below the tactile characters; flush left or centered. Signs shall be located a minimum of 48 inches above the floor, measured from the baseline of the lowest tactile characters and 60 inches maximum above the finish floor or ground surface, measured from the baseline of the highest tactile characters. Where a tactile sign is provided at a door, the sign shall be located on the latch side. Where a tactile sign is provided at double doors the sign shall be located to the right of the right-hand door. Where there is no wall space at the latch side of a single door or at the right side of double doors, signs shall be located on the nearest adjacent wall.	Where visual EXIT is provided, accompanying tactile EXIT sign must also be provided for same doorway. Doorway exit signs and emergency exits with emergency exit signs that are overhead or visual only, or pictograms only, must have an accompanying ADA Braille sign. Exit passages, including doors, stairs and routes, must be identified with tactile ADA signage. Signs must include braille and raised characters. Pictograms are optional. Main exterior exit doors or gates that are obviously and clearly identifiable as exits need not have exit signs where approved by the building official.	<a href="https://www.access-board.gov/ada/#ada-216_4_1">https://www.access-board.gov/ada/#ada-216_4_1</a>	2012 TAS Section: 216.4.1  2010 ADAS Section: 216.4.1		

Finding Number	Area Description	Finding	As Built	Recommendation	Citation	Photos	Figure
9	Fifth Floor TPWD LE Office (Public): LE Office Interior - Entrance Doors into LE Office	The door exceeds the maximum allowable opening force. Interior doors shall have a maximum opening force of 5 pounds. These forces do not apply to the force required to retract latch bolts or disengage other devices that hold the door or gate in a closed position.	Door pressure measured over 5lbs of force.	<a href="https://www.access-board.gov/ada/#ada-404_2_9">https://www.access-board.gov/ada/#ada-404_2_9</a>	2012 TAS Section: 404.2.9  2010 ADAS Section: 404.2.9		



Finding Number	Area Description	Finding	As Built	Recommendation	Citation	Photos	Figure
10	Fifth Floor TPWD LE Office (Public): Interior Hallways of Building - Restroom (Men's)	The water closet compartment is missing a loop handle on the one side of the door. Water closet compartments must be equipped with a door that has a loop or U-shaped handle on both sides of the door near the latch. The latch must be flip-over style, sliding or other hardware not requiring the user to grasp or twist.	Missing handle loop on 1 side. All other restroom elements are fully compliant.	<a href="https://www.access-board.gov/ada/#ada-604_8_1_2">https://www.access-board.gov/ada/#ada-604_8_1_2</a>	2012 TAS Section: 604.8.1.2  2010 ADAS Section: 604.8.1.2		

Finding Number	Area Description	Finding	As Built	Recommendation	Citation	Photos	Figure
11	Fifth Floor TPWD LE Office (Public): Interior Hallways of Building - Restroom (Women's)	The water closet compartment is missing a loop handle on the one side of the door. Water closet compartments must be equipped with a door that has a loop or U-shaped handle on both sides of the door near the latch. The latch must be flip-over style, sliding or other hardware not requiring the user to grasp or twist.	Missing loop handle on one side. All other restroom elements are fully compliant.	<a href="https://www.access-board.gov/ada/#ada-604_8_1_2">https://www.access-board.gov/ada/#ada-604_8_1_2</a>	2012 TAS Section: 604.8.1.2  2010 ADAS Section: 604.8.1.2		

**LE- El Paso TX, ADA Evaluation - 401 E Franklin Ave Downtown El Paso, TX 79901**

Finding Number	Area Description	Finding	As Built	Recommendation	Citation	Photos	Figure
12	Fifth Floor TPWD LE Office (STAFF) : Kitchenette	The sink drain pipes are exposed. Water supply and drain pipes under lavatories and sinks shall be insulated or otherwise configured to protect against contact. There shall be no sharp or abrasive surfaces under lavatories and sinks.	Pipes are not sufficiently covered. All other Kitchenette elements are compliant.	<a href="https://www.access-board.gov/ada/#ada-606_5">https://www.access-board.gov/ada/#ada-606_5</a>	2012 TAS Section: 606.5  2010 ADAS Section: 606.5	