

# Guadalupe Delta WMA- ADA Evaluation



**WMA- Guadalupe Delta, Port LaVaca Tx, ADA Evaluati**

**13815 TX-35**

**Port Lavaca, TX 77979**

**Accessibility Evaluation**

**Inspection Date: 01/05/2022**

**Inspectors: Carolyn Lewis, Julie Wicker**

**Prepared By**



**(512) 424 - 2000  
tpwd.texas.gov**




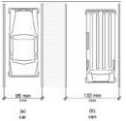
**Report Date: 01/21/2024**

***Table of Contents***


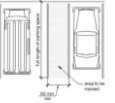

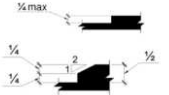
---

<b>Findings</b> .....	<b>3</b>
<b>Exterior of Property (Public)</b> .....	<b>3</b>
<b>Structures on Property (Public)</b> .....	<b>5</b>
<b>Outdoor Features (Public)</b> .....	<b>8</b>





**WMA- Guadalupe Delta, Port LaVaca Tx, ADA Evaluati - 13815 TX-35 Port Lavaca, TX 77979**





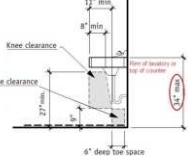
Finding Number	Area Description	Finding	As Built	Recommendation	Citation	Photos	Figure
1	Exterior of Property (Public): Parking Lot ( 0 Spaces)	There are no accessible parking stalls. Each lot where parking is provided for the public as clients, guests or employees, shall provide accessible parking and shall be located on the shortest accessible route of travel from adjacent parking to an accessible entrance. There are a total of (XX) parking stalls in the parking lot that could be reasonably associated with this facility. There should be a minimum of (XX) accessible stalls with a minimum of (XX) being designed as van accessible.	Noted in previous assessment that there are no accessible parking stalls at this location, needs to be verified.	Review parking stall and access aisle requirements <a href="https://www.access-board.gov/ada/#ada-208_2">https://www.access-board.gov/ada/#ada-208_2</a> <a href="https://www.access-board.gov/ada/#ada-502">https://www.access-board.gov/ada/#ada-502</a>	2012 TAS Section: 208.2  2010 ADAS Section: 208.2  2015 ABAAS Section: F208.2		
2	Exterior of Property (Public): Parking Lot ( 0 Spaces) - Van Spot Requirements	The parking space is in not nearly compliant. The parking space the minimum width. The floor or ground surface is not firm stable or slip resistant. The parking space contains changes in level and/or gaps that exceed the maximum allowable requirements. The parking space does not have the proper identifications signs or the signs are not installed at the correct height. The parking space is missing an adjacent access aisle.	There is no compliant ADA parking provided at this time.	<a href="https://www.access-board.gov/aba/#aba-502_1">https://www.access-board.gov/aba/#aba-502_1</a> <a href="https://www.access-board.gov/aba/#aba-502_2">https://www.access-board.gov/aba/#aba-502_2</a>	2012 TAS Section: 502.1, 502.1 Exception  2010 ADAS Section: 502.1, 502.1 Exception  2015 ABAAS Section: 502.1, 502.1 Exception		

**WMA- Guadalupe Delta, Port LaVaca Tx, ADA Evaluati - 13815 TX-35 Port Lavaca, TX 77979**


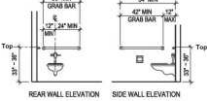

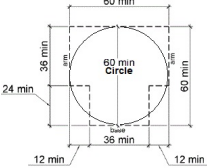
Finding Number	Area Description	Finding	As Built	Recommendation	Citation	Photos	Figure
3	Exterior of Property (Public): Parking Lot ( 0 Spaces) - Access Aisle Requirments (Van)	The access aisle is in not nearly compliant. The access ai the minimum width. The access aisle is not as long as the parking space it serves. There are no markings to discourage parking. The floor or ground surface is not firm stable or slip resistant. The parking space contains changes in level and/or gaps that exceed the maximum allowable requirements.	There is no access aisle provided. Gravel surfacing material is not compliant for access aisle and missing boundary markings. Access aisle width requirments depend on van stall size. van stall 11' access aisle 5' or van stall 8' access aisle 8'	https://www.access-board.gov/ada/#ada-502_3	2012 TAS Section: 502.3 2010 ADAS Section: 502.3 2015 ABAAS Section: 502.3		
4	Exterior of Property (Public): Pathway Leading to HQ	The walkway contains abrupt vertical edges and/or variations over a 1/2 inch. Measurement of lip from foundation to parking area is 2.25" 1/4 inch is the maximum vertical rise. Changes in level between 1/4 inch and 1/2 inch must be beveled at 1:2 or less. Changes in level greater than 1/2 inch must be by way of a ramp.	This needs to be verified with more photo for context	N/A - Refer to Finding	2012 TAS Section: 303.3, 303.2 2010 ADAS Section: 303.3, 303.2 2015 ABAAS Section: 303.2, 303.3		

**WMA- Guadalupe Delta, Port LaVaca Tx, ADA Evaluati - 13815 TX-35 Port Lavaca, TX 77979**


Finding Number	Area Description	Finding	As Built	Recommendation	Citation	Photos	Figure
5	Structures on Property (Public) : HQ Building	No visual fire alarms are provided. Fire alarm systems shall have permanently installed audible and visible alarms complying with NFPA 72.	N/A	<a href="https://www.access-board.gov/ada/#ada-702_1">https://www.access-board.gov/ada/#ada-702_1</a>	2012 TAS Section: 702.1 2010 ADAS Section: 702.1 2015 ABAAS Section: 702.1		
6	Structures on Property (Public) : HQ Building - Restroom/Laundry Room	The route of travel at this location does not provide a minimum width of 36 inches. The clear width shall be permitted to be reduced to 32 inches minimum for a length of 24 inches maximum provided that reduced width segments are separated by segments that are 48 inches long minimum and 36 inches wide minimum.	The clear width shall be permitted to be reduced to 32 inches (815 mm) minimum for a length of 24 inches (610 mm) maximum	<a href="https://www.access-board.gov/ada/#ada-403_5_1">https://www.access-board.gov/ada/#ada-403_5_1</a>	2012 TAS Section: 403.5.1 2010 ADAS Section: 403.5.1 2015 ABAAS Section: 403.5.1		
7	Structures on Property (Public) : HQ Building - Restroom/Laundry Room	The door operating hardware requires tight grasping, pinching or twisting of the wrist to operate. Hand-activated hardware, handles, pulls, latches, locks, and other operating devices on accessible elements shall have a shape that is easy to grasp with one hand and does not require tight grasping, pinching or twisting of the wrist to operate.	Door knob and locking hardware are not accessible.	<a href="https://www.access-board.gov/ada/#ada-309_4">https://www.access-board.gov/ada/#ada-309_4</a>	2012 TAS Section: 309.4 2010 ADAS Section: 309.4 2015 ABAAS Section: 309.4		

Finding Number	Area Description	Finding	As Built	Recommendation	Citation	Photos	Figure
8	Structures on Property (Public) : HQ Building - Restroom/Laundry Room	The restroom is not nearly compliant. The restroom does not have the required minimum clear floor space or maneuvering clearances for the toilet. The restroom does not have the required minimum clear floor space or maneuvering clearances for the lavatory. The entry door does not contain the required minimum maneuvering spaces on the pull/push sides. The entry door encroach into the required clear floor space for fixtures. Grab bars are missing and/or incorrectly installed. Accessories, such as toilet seat covers, paper towel holders, garbage cans, hand dryers, and mirrors are either too high or without clear floor space or both. The restroom contain floor level changes greater than a 1/2 inch of the floor drains and is slope (XX) - (XX), the shower is too small and missing numerous accessible elements.	This restroom requires a number of componets to gain compliance.	Review restrooms componets of chapter 6 to make accessible. <a href="https://www.access-board.gov/ada/#ada-213_2">https://www.access-board.gov/ada/#ada-213_2</a> <a href="https://www.access-board.gov/ada/#ada-601">https://www.access-board.gov/ada/#ada-601</a>	2012 TAS Section: 213.2 2010 ADAS Section: 213.2 2015 ABAAS Section: F213.2	 	
9	Structures on Property (Public) : HQ Building - Restroom/Laundry Room	There are not enough accessible lavatories. Where lavatories are provided, at least one shall be accessible and shall not be located in a toilet compartment.	Restroom sinks are required to have front approach with knee and toe space provided. Sink accessories are not accessible.	Review lavatory componets to make accessible. <a href="https://www.access-board.gov/ada/#ada-213_3_4">https://www.access-board.gov/ada/#ada-213_3_4</a> <a href="https://www.access-board.gov/ada/#ada-606">https://www.access-board.gov/ada/#ada-606</a>	2012 TAS Section: 213.3.4 2010 ADAS Section: 213.3.4 2015 ABAAS Section: F213.3.4		

**WMA- Guadalupe Delta, Port LaVaca Tx, ADA Evaluati - 13815 TX-35 Port Lavaca, TX 77979**

Finding Number	Area Description	Finding	As Built	Recommendation	Citation	Photos	Figure
10	Structures on Property (Public) : HQ Building - Restroom/Laundry Room	Accessible toilets must have grab bars installed. There are no grab bars. The side grab bar must extend at least 54 inches minimum beyond the rear wall and start a maximum of 12 inches from the rear wall. The rear grab bar must be a minimum of 36 inches long and extend from the centerline of the toilet 12 inches minimum on one side and 24 inches minimum on the other side. Grab bars shall be installed in a horizontal position, 33 inches minimum and 36 inches maximum above the finish floor measured to the top of the gripping surface.	There are no grab bars installed at this time.	Review grab bar componets to make accessible	2012 TAS Section: 604.5  2010 ADAS Section: 604.5  2015 ABAAS Section: 604.5		
11	Structures on Property (Public) : HQ Building - Restroom/Laundry Room	There is insufficient turning space within this room or space. A Circular space or a T-shaped space must be provided. Turning space shall either be a 60" Circular Space or T-Shaped Space. Doors cannot swing into this space by more than 12 inches Circular Space. The turning space shall be a space of 60 inches diameter minimum. The space shall be permitted to include knee and toe clearance. T-Shaped Space. The turning space shall be a T-shaped space within a 60 inch square minimum with arms and base 36 inches wide minimum. Each arm of the T shall be clear of obstructions 12 inches minimum in each direction and the base shall be clear of obstructions 24 inches minimum. The space shall be permitted to include knee and toe clearance.	Restroom clear floor space limited by washer and dryer placement.	Review grab bar componets to make accessible	2012 TAS Section: 304.3.1, 304.3.2  2010 ADAS Section: 304.3.1, 304.3.2		

**WMA- Guadalupe Delta, Port LaVaca Tx, ADA Evaluati - 13815 TX-35 Port Lavaca, TX 77979**

Finding Number	Area Description	Finding	As Built	Recommendation	Citation	Photos	Figure
12	Outdoor Features (Public) : Hunting Blinds	There are not enough outdoor constructed features with mobility features located in the common uses and public use areas. Where provided in common use and public use areas that serve picnic units with mobility features, at least 20 percent, but not less than one, of each type of outdoor constructed feature must be provided at each location.	There are no blinds with accessible features at this time. Hunters at this location are issued information in advance containing the following language: "All hunters should be physically able to climb and hunt out of 5-foot box blind. Hunters with mobility disabilities may hunt from a stationary motor vehicle. Please notify the hunt manager if any special requirements are needed. "	There are no enforceable standards for hunting blinds at this time. Best practices recommend installing 20% accessible features. Clear floor space, stable surface, and shooting surface deck height.	2015 ABAAS Section: F245.3		
13	Outdoor Features (Public) : Informational Kiosk	The accessible route contains loose gravel and/or surface materials that do not provide for a stable, firm slip resistant surface. Floor and ground surfaces shall be stable, firm, and slip resistant.	There is no accessible pathway to information Kiosk. All information found on this kiosk is also available online.	<a href="https://www.access-board.gov/ada/#ada-302_1">https://www.access-board.gov/ada/#ada-302_1</a>	2012 TAS Section: 302.1 2010 ADAS Section: 302.1 2015 ABAAS Section: 302.1	