

Justin Hurst WMA- ADA Evaluation



WMA- Justin Hurst, Jones Creek TX, ADA Evaluation

6233 TX-36

Jones Creek, TX 77541

Accessibility Evaluation

Inspection Date: 07/28/2022

Inspectors: Jason Gregory

Prepared By






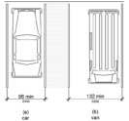

**(512) 424 - 2000
tpwd.texas.gov**


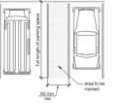
Report Date: 01/17/2024

Table of Contents





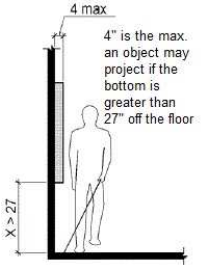
Findings	3
Exterior of Property (Public)	3
Structures on Property (Public)	5
Outdoor Features (Public)	9

WMA- Justin Hurst, Jones Creek TX, ADA Evaluation - 6233 TX-36 Jones Creek, TX 77541




Finding Number	Area Description	Finding	As Built	Recommendation	Citation	Photos	Figure
1	Exterior of Property (Public): Parking Lot HQ (1 Space) 1 Labeled	There are no accessible parking stalls. Each lot where parking is provided for the public as clients, guests or employees, shall provide accessible parking and shall be located on the shortest accessible route of travel from adjacent parking to an accessible entrance. There are a total of (XX) parking stalls in the parking lot that could be reasonably associated with this facility. There should be a minimum of (XX) accessible stalls with a minimum of (XX) being designed as van accessible.	There is space dedicated to accessible parking but requires a number of elements to be compliant. There is no compliant ADA parking at this time.	Review parking stall and access aisle requirements https://www.access-board.gov/ada/#ada-208_2 https://www.access-board.gov/ada/#ada-502	2012 TAS Section: 208.2 2010 ADAS Section: 208.2 2015 ABAAS Section: F208.2		
2	Exterior of Property (Public): Parking Lot HQ (1 Space) 1 Labeled - Accessible Stall (Labeled)	The parking space is not nearly compliant. The parking space the minimum width. The floor or ground surface is not firm stable or slip resistant. The parking space contains changes in level and/or gaps that exceed the maximum allowable requirements. The parking space does not have the proper identification signs or the signs are not installed at the correct height. The parking space is missing an adjacent access aisle.	Space needs several elements to be designated as accessible van parking. Van accessible space requires ISA marking and defined borders with access aisle. Sign type, and height/location are not compliant.	https://www.access-board.gov/aba/#aba-502_1 https://www.access-board.gov/aba/#aba-502_2	2012 TAS Section: 502.1, 502.1 Exception 2010 ADAS Section: 502.1, 502.1 Exception 2015 ABAAS Section: 502.1, 502.1 Exception		
3	Exterior of Property (Public): Parking Lot HQ (1 Space) 1 Labeled - Accessible Stall (Labeled)	The van stall is missing a sign identifying it as a van accessible stall. Parking space identification signs shall include the International Symbol of Accessibility. Signs identifying van parking spaces shall contain the designation "van accessible."	Sign is incorrect style/model, mounted below 60", and is missing van designation.	https://www.access-board.gov/ada/#ada-502_6	2012 TAS Section: 502.6 2010 ADAS Section: 502.6 2015 ABAAS Section: 502.6		

Finding Number	Area Description	Finding	As Built	Recommendation	Citation	Photos	Figure
4	Exterior of Property (Public): Parking Lot HQ (1 Space) 1 Labeled - Access Aisle (Labeled Stall)	The access aisle is in not nearly compliant. The access ai the minimum width. The access aisle is not as long as the parking space it serves. There are no markings to discourage parking. The floor or ground surface is not firm stable or slip resistant. The parking space contains changes in level and/or gaps that exceed the maximum allowable requirements.	Access aisle not provided, markings missing and does not connect to accessible pathway. Access aisle width requirments depend on van stall size. van stall 11' access aisle 5' or van stall 8' access aisle 8'	https://www.access-board.gov/ada/#ada-502_3	2012 TAS Section: 502.3 2010 ADAS Section: 502.3 2015 ABAAS Section: 502.3		

WMA- Justin Hurst, Jones Creek TX, ADA Evaluation - 6233 TX-36 Jones Creek, TX 77541

Finding Number	Area Description	Finding	As Built	Recommendation	Citation	Photos	Figure
5	Structures on Property (Public) : HQ Building (Exterior)	All of the picnic units do not provide mobility features. Where picnic facilities contain two or fewer picnic units, each picnic unit shall provide mobility features.	Picnic table is not of compliant style or model. Table does not provide required knee space.	Provide ADA accessible picnic table. Knee space for wheelchair seating must be at least 30 inches wide, 19 inches deep, and 27 inches high, as measured from the ground or floor to the bottom of the tabletop. Toe clearance of at least 9 inches above the ground or floor must extend at least an additional 5 inches beyond the knee clearance.	2015 ABAAS Section: F245.2.1		
6	Structures on Property (Public) : HQ Building (Exterior) - Pathway to HQ Building	The building entrance is not located on an accessible route. When a building, or portion of a building, is required to be accessible, an accessible route of travel shall be provided to all portions of the building, to accessible building entrances and between the building and the public way. At least one accessible route within the boundary of the site must be provided from public transportation stops, accessible parking and accessible passenger loading zones and public streets or sidewalks to the accessible building entrance they serve. The accessible route shall, to the maximum extent feasible, coincide with the route for the general public. At least one accessible route shall connect accessible buildings, facilities, elements and spaces that are on the same site. At least one accessible route shall connect accessible building or facility entrances with all accessible spaces and elements.	Due to no access aisle provided, and clearly marked accessible pathway there is not a way to access this building at this time. This building is not accessible	https://www.access-board.gov/ada/#ada-206_2_1 Review accessible pathway componets to make accessible https://www.access-board.gov/ada/#ada-402 https://www.access-board.gov/ada/#ada-403_1	2012 TAS Section: 206.2.1 2010 ADAS Section: 206.2.1 2015 ABAAS Section: F206.2.1		
7	Structures on Property (Public) : HQ Building (Interior)	The element projects more than 4 inches into the circulation path. Wall-mounted objects that have leading edges between 27 inches and 80 inches from the floor must not project more than 4 inches into the circulation path. Protruding objects that extend to the floor or within 27 inches of the floor are cane detectable and are therefore not hazardous. Where it is necessary or desirable to have objects protrude from the wall, a manner of cane detection must be provided.	Sticks out in accessible pathway more than 4"	https://www.access-board.gov/ada/#ada-307_2	2012 TAS Section: 307.2 2010 ADAS Section: 307.2 2015 ABAAS Section: 307.2		






Finding Number	Area Description	Finding	As Built	Recommendation	Citation	Photos	Figure
8	Structures on Property (Public) : HQ Building (Interior) - Restroom (Unisex)	The restroom is not nearly compliant. The restroom does not have the required minimum clear floor space or maneuvering clearances for the toilet. The restroom does not have the required minimum clear floor space or maneuvering clearances for the lavatory. The entry door does not contain the required minimum maneuvering spaces on the pull/push sides. The entry door encroach into the required clear floor space for fixtures. Grab bars are missing and/or incorrectly installed. Accessories, such as toilet seat covers, paper towel holders, garbage cans, hand dryers, and mirrors are either too high or without clear floor space or both. The restroom contain floor level changes greater than a 1/2 inch of the floor drains and is slope (XX) - (XX), the shower is too small and missing numerous accessible elements.	This restroom requires a number of componets to gain compliance.	https://www.access-board.gov/ada/#ada-213_2 Review restrooms componets to make accessible. https://www.access-board.gov/ada/#ada-603	2012 TAS Section: 213.2 2010 ADAS Section: 213.2 2015 ABAAS Section: F213.2		
9	Structures on Property (Public) : HQ Building (Interior) - Restroom (Unisex)	There are not enough accessible lavatories. Where lavatories are provided, at least one shall be accessible and shall not be located in a toilet compartment.	The lavatory and accessories are not compliant.	https://www.access-board.gov/ada/#ada-213_3_4 Review lavatory componets to make accessible. https://www.access-board.gov/ada/#ada-606	2012 TAS Section: 213.3.4 2010 ADAS Section: 213.3.4 2015 ABAAS Section: F213.3.4		
10	Structures on Property (Public) : HQ Building (Interior) - Restroom (Unisex)	Accessible toilets must have grab bars installed. The side grab bar must extend at least 54 inches minimum beyond the rear wall and start a maximum of 12 inches from the rear wall. The rear grab bar must be a minimum of 36 inches long and extend from the centerline of the toilet 12 inches minimum on one side and 24 inches minimum on the other side. Grab bars shall be installed in a horizontal position, 33 inches minimum and 36 inches maximum above the finish floor measured to the top of the gripping surface.	There are no grab bars installed at this time.	https://www.access-board.gov/ada/#ada-604_5 Review grab bar componets to make accessible https://www.access-board.gov/ada/#ada-609	2012 TAS Section: 604.5 2010 ADAS Section: 604.5 2015 ABAAS Section: 604.5		


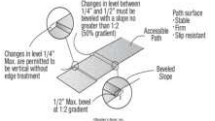

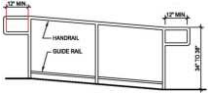
Finding Number	Area Description	Finding	As Built	Recommendation	Citation	Photos	Figure	
11	Structures on Property (Public) : HQ Building (Interior) - Restroom (Unisex)	The operating hardware requires tight grasping, pinching or twisting of the wrist to operate. Hand-activated hardware, handles, pulls, latches, locks, and other operating devices on accessible elements shall have a shape that is easy to grasp with one hand and does not require tight grasping, pinching or twisting of the wrist to operate.	Door hardware and locking mechanisms are not compliant.		https://www.access-board.gov/ada/#ada-309_4	2012 TAS Section: 309.4 2010 ADAS Section: 309.4 2015 ABAAS Section: 309.4		
12	Structures on Property (Public) : HQ Building (Interior) - Entrance/Exit Doors	The tactile EXIT sign is missing at the door. Wall signs identifying exits shall have characters raised 1/32 inch minimum and shall be uppercase characters a minimum of 5/8 inch and a maximum of 2 inches high. Braille shall be placed directly below the tactile characters; flush left or centered. Signs shall be located a minimum of 48 inches above the floor, measured from the baseline of the lowest tactile characters and 60 inches maximum above the finish floor or ground surface, measured from the baseline of the highest tactile characters. Where a tactile sign is provided at a door, the sign shall be located on the latch side. Where a tactile sign is provided at double doors the sign shall be located to the right of the right-hand door. Where there is no wall space at the latch side of a single door or at the right side of double doors, signs shall be located on the nearest adjacent wall.	Where visual EXIT is provided, accompanying tactile EXIT sign must also be provided for same doorway. Doorway exit signs and emergency exits with emergency exit signs that are overhead or visual only, or pictograms only, must have an accompanying ADA Braille sign. Exit passages, including doors, stairs and routes, must be identified with tactile ADA signage. Signs must include braille and raised characters. Pictograms are optional.		https://www.access-board.gov/ada/#ada-216_4_1	2012 TAS Section: 216.4.1 2010 ADAS Section: 216.4.1 2015 ABAAS Section: F216.4.1	 	

WMA- Justin Hurst, Jones Creek TX, ADA Evaluation - 6233 TX-36 Jones Creek, TX 77541


Finding Number	Area Description	Finding	As Built	Recommendation	Citation	Photos	Figure																												
13	Structures on Property (Public) : HQ Building (Interior) - Entrance/Exit Doors	The floor mat at the door is not secured in place. If carpet or carpet tile is used on a ground or floor surface, then it shall be securely attached; have a firm cushion, pad or backing or no cushion or pad; and have a level loop, textured loop, level-cut pile or level-cut/uncut pile texture. The maximum pile height shall be 1/2 inch. Exposed edges of carpet shall be fastened to floor surfaces and have trim along the entire length of the exposed edge. Recessed doormats shall be adequately anchored to prevent interference with wheelchair traffic.	Both door mats pictured are not compliant. Door mat is not of compliant size or durability and does not meet compliance.	https://www.access-board.gov/ada/#ada-302_2	2012 TAS Section: 302.2 2010 ADAS Section: 302.2 2015 ABAAS Section: 302.2																														
14	Structures on Property (Public) : Cleaning/Check Station	There are no accessible parking stalls. Each lot where parking is provided for the public as clients, guests or employees, shall provide accessible parking and shall be located on the shortest accessible route of travel from adjacent parking to an accessible entrance. There are a total of (XX) parking stalls in the parking lot that could be reasonably associated with this facility. There should be a minimum of (XX) accessible stalls with a minimum of (XX) being designed as van accessible.	There is no parking provided for cleaning station.	https://www.access-board.gov/ada/#ada-208_2	2012 TAS Section: 208.2 2010 ADAS Section: 208.2 2015 ABAAS Section: F208.2		<table border="1"> <thead> <tr> <th>Total Number of Parking Spaces</th> <th>Minimum Number of Required Accessible Parking Spaces</th> </tr> </thead> <tbody> <tr> <td>0-15</td> <td>1</td> </tr> <tr> <td>16-25</td> <td>2</td> </tr> <tr> <td>26-35</td> <td>3</td> </tr> <tr> <td>36-45</td> <td>4</td> </tr> <tr> <td>46-55</td> <td>5</td> </tr> <tr> <td>56-65</td> <td>6</td> </tr> <tr> <td>66-75</td> <td>7</td> </tr> <tr> <td>76-85</td> <td>8</td> </tr> <tr> <td>86-95</td> <td>9</td> </tr> <tr> <td>96-105</td> <td>10</td> </tr> <tr> <td>106-150</td> <td>15</td> </tr> <tr> <td>151-200</td> <td>20</td> </tr> <tr> <td>201 & more</td> <td>25</td> </tr> </tbody> </table>	Total Number of Parking Spaces	Minimum Number of Required Accessible Parking Spaces	0-15	1	16-25	2	26-35	3	36-45	4	46-55	5	56-65	6	66-75	7	76-85	8	86-95	9	96-105	10	106-150	15	151-200	20	201 & more	25
Total Number of Parking Spaces	Minimum Number of Required Accessible Parking Spaces																																		
0-15	1																																		
16-25	2																																		
26-35	3																																		
36-45	4																																		
46-55	5																																		
56-65	6																																		
66-75	7																																		
76-85	8																																		
86-95	9																																		
96-105	10																																		
106-150	15																																		
151-200	20																																		
201 & more	25																																		
15	Structures on Property (Public) : Cleaning/Check Station	There is a change in level greater than 1/4 inch. 1/4 inch is the maximum vertical rise. Changes in level between 1/4 inch and 1/2 inch must be beveled at 1:2 or less. Changes in level greater than 1/2 inch must be by way of a ramp.	This feature is not accessible due to change in elevation.	https://www.access-board.gov/ada/#ada-303_4	2012 TAS Section: 303.3 2010 ADAS Section: 303.3 2015 ABAAS Section: 303.3																														

WMA- Justin Hurst, Jones Creek TX, ADA Evaluation - 6233 TX-36 Jones Creek, TX 77541

Finding Number	Area Description	Finding	As Built	Recommendation	Citation	Photos	Figure
16	Outdoor Features (Public) : Campsites	The parking space/pull up space is not firm and stable. The surface of parking spaces and pull-up spaces shall be firm and stable.	There are no accessible parking	N/A - Refer to Finding	2015 ABAAS Section: 1012.4		
17	Outdoor Features (Public) : Campsites	The surface of the outdoor recreation access route, passing spaces, and/or resting intervals are not firm and stable. The surface of outdoor recreation access route, passing spaces, and resting intervals shall be firm and stable	Route is mostly compliant but access aisle with direct accessible pathway leading to picnic area would increase accessibility.	N/A - Refer to Finding	2015 ABAAS Section: 1016.2		
18	Outdoor Features (Public) : Hunting blinds	There are not enough outdoor constructed features with mobility features located in the common uses and public use areas. Where provided in common use and public use areas that serve picnic units with mobility features, at least 20 percent, but not less than one, of each type of outdoor constructed feature must be provided at each location.	There are no accessible hunting blinds provided at this time.	There are no enforceable standards for hunting blinds at this time. Best practices recommend installing 20% accessible features. Clear floor space, stable surface, and shooting surface deck height.	2015 ABAAS Section: F245.3		
19	Outdoor Features (Public) : Wildlife viewing Blinds/Towers	The parking space/pull up space is not firm and stable. The surface of parking spaces and pull-up spaces shall be firm and stable.	There is no accessible parking for viewing deck at this time.	N/A - Refer to Finding	2015 ABAAS Section: 1012.4		
20	Outdoor Features (Public) : Wildlife viewing Blinds/Towers	An accessible access route is not provided between elements, spaces and the facilities provided within the accessible camping unit. At least one outdoor recreation access route shall connect accessible elements, spaces and facilities provided within camping units with mobility features.	There is no accessible route to wildlife viewing deck.	N/A - Refer to Finding	2015 ABAAS Section: F244.5.1		

Finding Number	Area Description	Finding	As Built	Recommendation	Citation	Photos	Figure
21	Outdoor Features (Public) : Wildlife viewing Blinds/Towers - Ramp/Deck	The ramp contains surface materials that do not provide for a stable, firm slip resistant surface. Floor and ground surfaces shall be stable, firm, and slip resistant.	Ramp surface is deteriorating and need of repair. Ramp railing is too high. Ramp has multiple infractions	Review ramp componets to make accessible. https://www.access-board.gov/aba/#aba-405	2012 TAS Section: 302.1, 405.4 2010 ADAS Section: 302.1, 405.4 2015 ABAAS Section: 302.1, 405.4		
22	Outdoor Features (Public) : Wildlife viewing Blinds/Towers - Ramp/Deck	The ramp does not have compliant handrails. Handrails are required on both sides of all surfaces that are sloped greater than 5 percent (1:20). Handrails must be between 34 inches and 38 inches above the ramp surface, and must extend horizontally 12 inches beyond the top and bottom of the ramp. The diameter of the handrails must be 1 1/4 inches minimum and 2 inches maximum in cross-sectional nominal dimension for circular handrails. Handrail gripping surfaces with a non-circular cross section shall have a perimeter dimension of 4 inches minimum and 6 1/4 inches maximum, and a cross-section dimension of 2 1/4 inches maximum. The space between handrails and walls must be 1-1/2 inches minimum.	Handrails type, style, and instillation are not compliant.	Review handrail componets to make accessible https://www.access-board.gov/aba/#aba-505_1	2012 TAS Section: 505.1 2010 ADAS Section: 505.1 2015 ABAAS Section: 505.1		

WMA- Justin Hurst, Jones Creek TX, ADA Evaluation - 6233 TX-36 Jones Creek, TX 77541

Finding Number	Area Description	Finding	As Built	Recommendation	Citation	Photos	Figure
23	Outdoor Features (Public) : Pond/Lake	The parking space/pull up space is not firm and stable. The surface of parking spaces and pull-up spaces shall be firm and stable.	There is no accessible parking for pond at this time.	N/A - Refer to Finding	2015 ABAAS Section: 1012.4		
24	Outdoor Features (Public) : Pond/Lake	An accessible access route is not provided between elements, spaces and the facilities provided within the accessible camping unit. At least one outdoor recreation access route shall connect accessible elements, spaces and facilities provided within camping units with mobility features.	There is no accessible route to pond.	N/A - Refer to Finding	2015 ABAAS Section: F244.5.1	