

Kerr WMA- ADA Evaluation



Prepared By



(512) 424 - 2000
tpwd.texas.gov

Report Date: 01/17/2024

WMA- Kerr, Hunt TX, ADA Evaluation

2625 FM 1340

Hunt, TX 78024



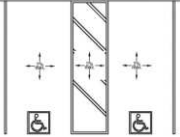
Accessibility Evaluation




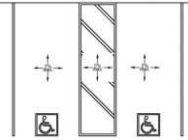
Inspection Date: 01/07/2018


Inspectors: Cole Johnson, Dennis Gissell


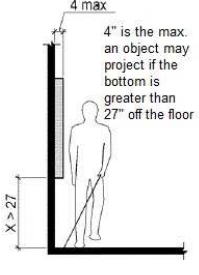


Table of Contents

Findings	3
Exterior of Property (Public)	3
Structures on Property (Public)	6

Finding Number	Area Description	Finding	As Built	Recommendation	Citation	Photos	Figure
1	Exterior of Property (Public): Office Parking Lot (1 Space) 1 Labeled - Accessible Stall (Labeled)	The parking sign/s are missing. Parking space identification signs shall include the International Symbol of Accessibility (ISA). Signs identifying van parking spaces shall contain the designation "van accessible." All signs shall be 60 inches minimum above the finish floor or ground surface measured to the bottom of the sign.	Van designation sign missing sign looks to be to lower than 60" min height.	https://www.access-board.gov/ada/#ada-502_6	2012 TAS Section: 502.6 2010 ADAS Section: 502.6 2015 ABAAS Section: 502.6		
2	Exterior of Property (Public): Office Parking Lot (1 Space) 1 Labeled - Access Aisle (Labeled Stall)	The accessible parking stall's access aisle contains a built up curb ramp which results in significant slopes greater than 2 percent. Surface slopes of accessible parking spaces and access aisles shall be the minimum possible and shall not exceed one unit vertical in 50 units, horizontal (2-percent slope) in any direction.	Access aisle contains curb ramp. Obstructions, changes in elevation, abrupt edges, and curb ramps are prohibited from being placed in access aisle. Floor or Ground Surfaces. Access aisles are required to be nearly level in all directions to provide a surface for wheelchair transfer to and from vehicles.	https://www.access-board.gov/ada/#ada-502_4	2012 TAS Section: 502.4 2010 ADAS Section: 502.4 2015 ABAAS Section: 502.4		

Finding Number	Area Description	Finding	As Built	Recommendation	Citation	Photos	Figure
3	Exterior of Property (Public): Restroom Parking Lot (1 Space) 1 Labeled - Accessible Stall (Labeled)	The van stall is missing a sign identifying it as a van accessible stall. Parking space identification signs shall include the International Symbol of Accessibility. Signs identifying van parking spaces shall contain the designation "van accessible."	Van designation sign missing		https://www.access-board.gov/ada/#ada-502_6	2012 TAS Section: 502.6 2010 ADAS Section: 502.6 2015 ABAAS Section: 502.6	 
4	Exterior of Property (Public): Restroom Parking Lot (1 Space) 1 Labeled - Access Aisle (Labeled Stall)	The accessible parking stall's access aisle contains a built up curb ramp which results in significant slopes greater than 2 percent. Surface slopes of accessible parking spaces and access aisles shall be the minimum possible and shall not exceed one unit vertical in 50 units, horizontal (2-percent slope) in any direction.	Access aisle contains curb ramp. Obstructions, changes in elevation, abrupt edges, and curb ramps are prohibited from being placed in access aisle. Floor or Ground Surfaces. Access aisles are required to be nearly level in all directions to provide a surface for wheelchair transfer to and from vehicles.		https://www.access-board.gov/ada/#ada-502_4	2012 TAS Section: 502.4 2010 ADAS Section: 502.4 2015 ABAAS Section: 502.4	 

Finding Number	Area Description	Finding	As Built	Recommendation	Citation	Photos	Figure
5	Exterior of Property (Public): Conference Building Parking Lot (3 spaces) 3 Labeled	Need more data	This area needs to be evaluated.	N/A - Refer to Finding	2012 TAS Section: Recommended 2010 ADAS Section: Recommended 2015 ABAAS Section: Recommended		

Finding Number	Area Description	Finding	As Built	Recommendation	Citation	Photos	Figure
6	Structures on Property (Public) : Conference Building (Interior)	The element projects more than 4 inches into the circulation path. Wall-mounted objects that have leading edges between 27 inches and 80 inches from the floor must not project more than 4 inches into the circulation path. Protruding objects that extend to the floor or within 27 inches of the floor are cane detectable and are therefore not hazardous. Where it is necessary or desirable to have objects protrude from the wall, a manner of cane detection must be provided.	ADA Accessibility Guidelines (ADAAG) specify that objects such as automated external defibrillator wall cabinets shall not protrude more than 4 inches from the wall into walks, corridors, passageways, or aisles.	https://www.access-board.gov/ada/#ada-307_2	2012 TAS Section: 307.2 2010 ADAS Section: 307.2 2015 ABAAS Section: 307.2		
7	Structures on Property (Public) : Conference Building (Interior) - Entrance/Exit Doors	The tactile EXIT sign is missing at the door. Wall signs identifying exits shall have characters raised 1/32 inch minimum and shall be uppercase characters a minimum of 5/8 inch and a maximum of 2 inches high. Braille shall be placed directly below the tactile characters; flush left or centered. Signs shall be located a minimum of 48 inches above the floor, measured from the baseline of the lowest tactile characters and 60 inches maximum above the finish floor or ground surface, measured from the baseline of the highest tactile characters. Where a tactile sign is provided at a door, the sign shall be located on the latch side. Where a tactile sign is provided at double doors the sign shall be located to the right of the right-hand door. Where there is no wall space at the latch side of a single door or at the right side of double doors, signs shall be located on the nearest adjacent wall.	Where visual EXIT is provided, accompanying tactile EXIT sign must also be provided for same doorway. Doorway exit signs and emergency exits with emergency exit signs that are overhead or visual only, or pictograms only, must have an accompanying ADA Braille sign. Exit passages, including doors, stairs and routes, must be identified with tactile ADA signage. Signs must include braille and raised characters. Pictograms are optional.	https://www.access-board.gov/ada/#ada-216_4_1	2012 TAS Section: 216.4.1 2010 ADAS Section: 216.4.1 2015 ABAAS Section: F216.4.1		

Finding Number	Area Description	Finding	As Built	Recommendation	Citation	Photos	Figure
8	Structures on Property (Public) : Public Restrooms (Interior) - Restroom (Men's)	Need more data	This area needs to be evaluated.	N/A - Refer to Finding	2012 TAS Section: Recommended 2010 ADAS Section: Recommended 2015 ABAAS Section: Recommended		
9	Structures on Property (Public) : Public Restrooms (Interior) - Restroom (Women's)	The women's restroom has been found to be in substantial compliance with accessibility codes, standards, and regulations.	Women's restroom meets most accessibility standards. Marked compliant in a previous assessment, Height of paper towel and soap dispenser location needs to be reviewed.	This area needs to be re-evaluated.	2012 TAS Section: Advisory 2010 ADAS Section: Advisory 2015 ABAAS Section: Advisory	