

TEXAS PARKS AND WILDLIFE

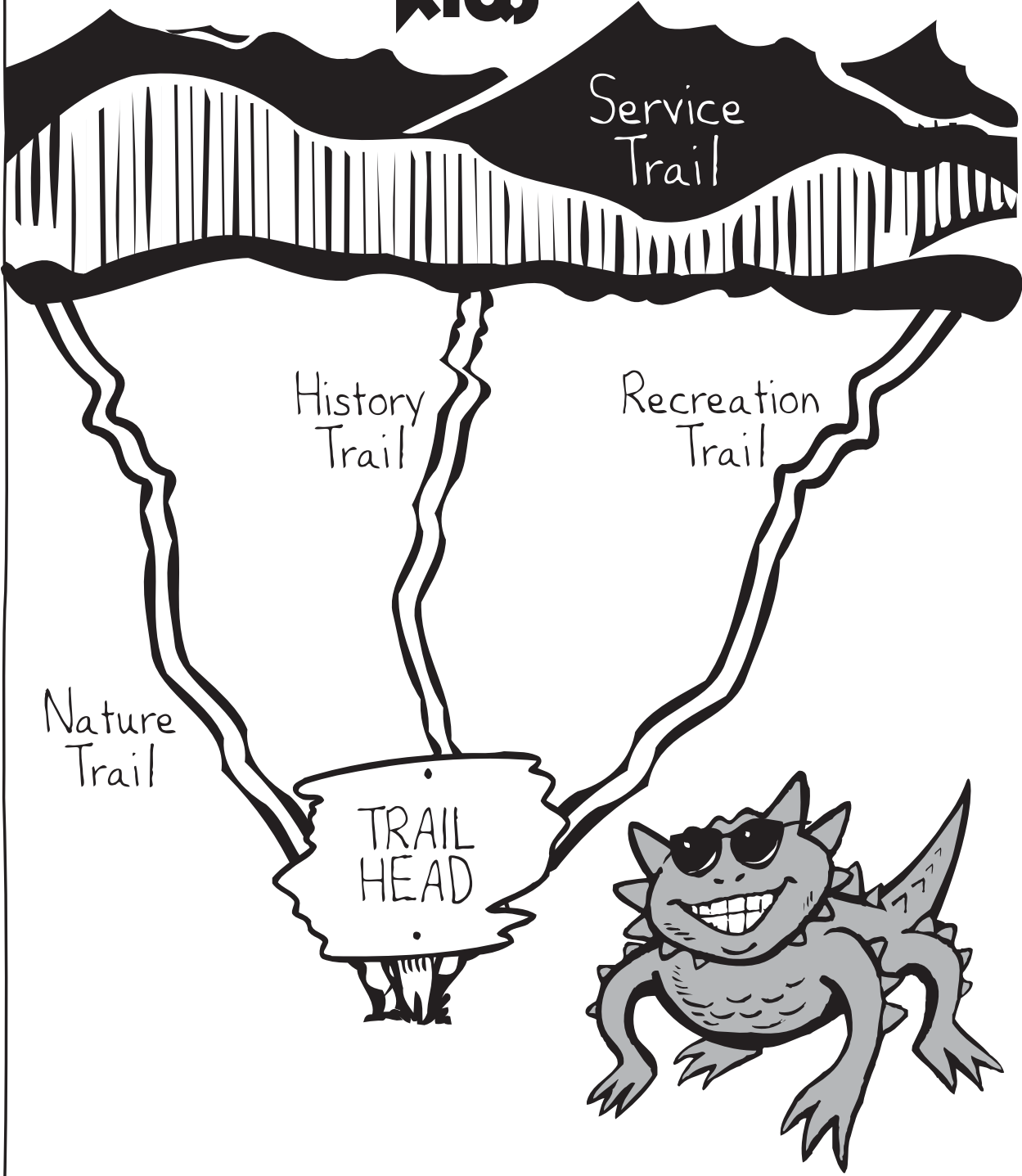
# outdoor kids



Get  
Out!

This journal belongs to:

# Trails of the **outdoor** **kids**



Welcome to the  
**outdoor kids**  
Journal

get  
out!



nature



history



recreation

# OUTDOOR KIDS

Gives kids like you a way to learn about fun outdoor skills and about the nature and history of Texas.

This journal is one way to become an Outdoor Kid. All you have to do is complete Milestone 1 and Milestone 2 for each of these three trails. There are all kinds of fun and different activities to do on each trail - the best part is it's up to you which one YOU want to do!



The Nature Trail - Experience the natural world and learn about its wonders and mysteries.



The History Trail - Travel back in time on this trail and see with your own eyes some of the places and things that make the rich history of Texas come to life.



The Recreation Trail - Hike up this trail to find out how to enjoy whatever outdoor recreation you want, from fishing and hunting to biking, canoeing and other fun activities.

# MILESTONE 1

You get to pick one activity you want to do in each of the three trails. It's up to you which one to do. After you complete an activity in each of the three trails on this Milestone you are half way to being an official Outdoor Kid!

Examples of things you can do on Milestone 1:








-  Go fishing
-  Go hiking
-  Visit a state historic site
-  Watch birds at a feeder
-  Go camping
-  Visit a fish hatchery
-  Visit a history museum
-  Go boating
-  Find the Big Dipper
-  Measure a dinosaur track
-  Find 3 types of butterflies

Visit the Texas Parks and Wildlife Dept. Outdoor Kids Web pages for more ideas on things to do to complete Milestone 1: [www.tpwd.state.tx.us](http://www.tpwd.state.tx.us)

## MILESTONE 2

When you complete Milestone 1 you are ready for the next challenge, where you have to learn real skills. Pick one activity in each of the three trails. Have a parent or adult leader sign and date each completed page. You must complete a total of three Milestone 2 activities, one on each trail, to become an Outdoor Kid.

Examples of things you can do on Milestone 2:

-  Take a guided tour of a park or natural area
-  Learn how to set up a tent
-  Dip a candle, make a cornhusk doll,  
make butter
-  Become a Junior Angler
-  Keep a wildlife journal
-  Learn to mountain bike safely
-  Draw and learn the names of wildflowers  
or animals

Visit the Texas Parks and Wildlife Dept. Outdoor Kids Web pages for more ideas on ideas on things to learn to complete Milestone 2: [www.tpwd.state.tx.us](http://www.tpwd.state.tx.us)

## USING THE JOURNAL TO BECOME AN OUTDOOR KID

On the previous pages there were lots of suggestions on how you can complete your Milestone 1 and Milestone 2 activities.

"Tell What You Did" pages are there for you to jot down things you learned or might want to remember.


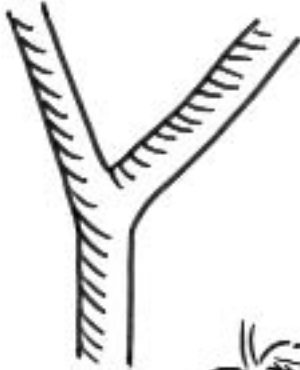
"What Did You See" pages are for you to draw or describe the birds, mammals or other historical or natural points of interest you have seen.

You can also use these pages to remember things you saw; for example, if you located a particular constellation in the night sky, you could draw the star pattern on a notes page and use it another night to find the same constellation.

When you and your parent or adult leader decide Milestones 1 and 2 have been successfully completed on all three trails, print out your certificate from our Web site.

# Basic steps for sketching

Examples of shading



Try these shading strokes to sketch a bird.





# Basic steps for sketching

Applying shading techniques:

**1**



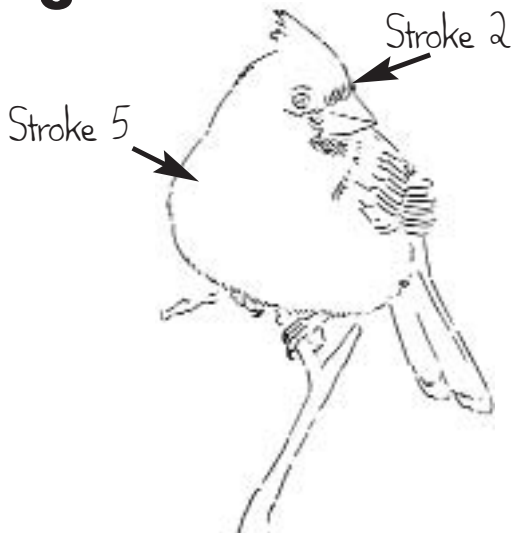
Sketch the basic shapes of the subject lightly so you can erase the lines later.

**2**



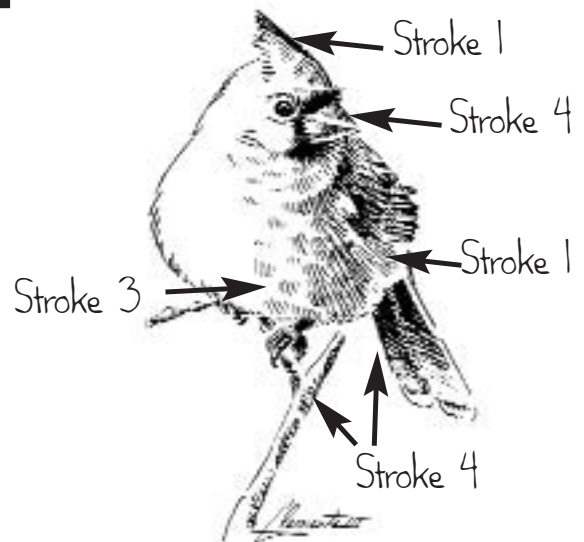
Add further detail.

**3**



Erase the unwanted lines. Darken remaining lines to make the outline of your subject.

**4**



Apply the shading examples to complete detail and shape.



Sketch what you see.

NATURE  
MILESTONE





Sketch what you see.

HISTORY  
MILESTONE





Sketch what you see.

RECREATION  
MILESTONE







Sketch what you see.

NATURE  
MILESTONE





Sketch what you see.

HISTORY  
MILESTONE





Sketch what you see.

RECREATION  
MILESTONE





## FOR ADULT LEADERS

Outdoor Kids is a Texas Parks and Wildlife Dept. initiative that provides and facilitates experiences for youth to increase their appreciation, knowledge and participation in outdoor recreation and the conservation of natural and historical resources of Texas. But teachers, parents and adult leaders are the key to the success of Outdoor Kids.

The Outdoor Kids Journal is a self-paced program. "A journey of a thousand miles begins with a single step."

### Milestone 1

This is the **DISCOVERY** phase of Outdoor Kids - to reach this milestone, the young person must participate in an activity and gain awareness about some part of the "trail" he or she is on. Completing one Milestone 1 activity on each trail -- The Nature Trail, The History Trail and The Recreation Trail -- is only half of the journey.

### Milestone 2

This is the **LEARNING** phase - to reach this milestone, the young person must participate in an activity and develop knowledge and skills about the

trail as a whole. Completing a Milestone 2 activity on each trail completes the journey toward becoming an official Outdoor Kid.

### Milestone 3

This is the SERVICE phase of the program - This is where the Outdoor Kid puts his or her awareness, knowledge and skills to use by working on a service project that enhances or educates others about our natural or cultural resources. This should involve others and help conserve Texas nature and culture (or history), leaving it in better shape for the next generation of young people.

Milestone 3 service projects are encouraged but not required. Their reward is in helping others and strengthening the character of the service provider.

"The end of all education should surely be service to others."

- Cesar E. Chavez

\*The last pages in this journal are for Milestone 3 planning, so a record of all Outdoor Kids adventures can be kept together.





SERVICE  
MILESTONE



For more information about the  
**outdoor kids**  
program, write to us by mail or e-mail:

Texas Parks and Wildlife Dept.  
Outdoor Kids Program  
4200 Smith School Road  
Austin, Texas 78744

E-mail:  
[outdoorkids@tpwd.state.tx.us](mailto:outdoorkids@tpwd.state.tx.us)





**outdoor kids**

educating a whole generation of Texans to

*Get Out!*



**4200 Smith School Road  
Austin, Texas 78744  
[www.tpwd.state.tx.us](http://www.tpwd.state.tx.us)**

PWD BK K0700-186 (2/06)

©2006 Texas Parks and Wildlife Department