

Hooks

Hooks come in an assortment of sizes and styles and must be kept sharp to be effective. If you plan to release your catch, bend down the barb to make it easier to remove the hook. Choose the size of hook for the species of fish you are trying to catch and the type of bait you are using. Ask a seasoned angler or a bait and tackle dealer for suggestions.

Line

Fishing line comes in pound-test, (the line size or strength). The larger the line size the stronger it is. Six-pound test line is more flexible but is not as strong as 12-pound test line. Match your fishing line to your rod and reel capability and the species of fish you want to catch. Using heavier line or higher pound test than needed may reduce the number of hits or strikes you get because heavier line is more visible to fish.

Sinkers

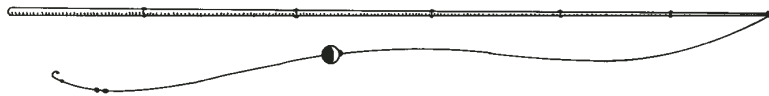
Sinkers are weights used to cast your bait, take bait to the bottom, hold bait in place, or keep your bobber upright. Sinkers are designed in several different shapes and sizes and are used for various types of fishing techniques. They range in size from BB split shot to five pounds, something short of a cannon ball. In many cases, you will place your sinker 4 to 8 inches above your hook to allow live bait to look natural to the fish.

Bobbers

Bobbers, floats and corks are used for three reasons. They keep your bait where the fish are biting, keep bait off the bottom, and they tell you when you're getting a bite or strike by bobbing up and down. Bobbers come in various shapes from round, to pencil or quill, to popping, and oblong. Most bobbers are spring-loaded and attach to your fishing line with a clip. Some are tied directly to your line or allow the line to slip entirely through for slip-cork fishing.

Rods come in several varieties, each with its own advantages. Choosing a rod is a personal choice. You can fish with a can and string or a fancy rod and reel. One of the simplest and easiest fishing rods is the cane pole.

Cane Poles



Cane poles are simply a pole or straight rod with a fishing line tied on to it. Use cane poles mainly for shoreline fishing since you're restricted to depth and distance you can reach. Cane poles can be made of bamboo, fiberglass, graphite or even a straight tree branch. Cane poles work, are easy to use and are inexpensive.

Spincasting and Baitcasting Rods



PISTOL GRIP OR STRAIGHT HANDLE
LINE GUIDES ON TOP

Casting rods have “spincast” or “baitcast” reels and line guides mounted on top. Spincasting rods are easy to handle and perfect for Junior Anglers. These rods have straight handles and small line guides. Spincast tackle is the most popular. Baitcasting rods have either a pistol-grip or straight handle. The baitcast rod with its more complex reel is more difficult to control and is better suited for an experienced angler.

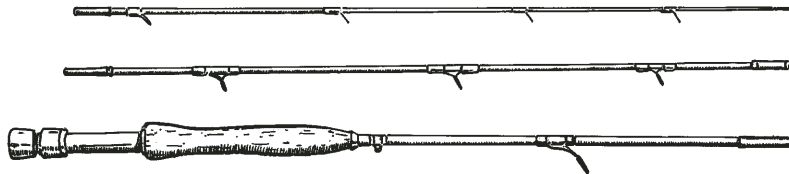
Spinning Rods



STRAIGHT HANDLE, LINE GUIDES ON BOTTOM

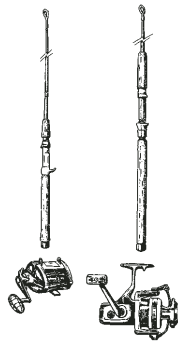
Spinning rods have straight handles with large line guides and reels mounted on the bottom. Spinning reels cast quickly and long distances, making this rod suitable for all types of freshwater and saltwater fishing.

Fly Rods




LONG FLEXIBLE ROD, LINE GUIDES ON BOTTOM

Fly rods are very long, flexible rods. In flyfishing, you cast the line, not the lure. You'll see anglers develop almost artistic casting techniques, adding to the appeal of the sport. Line guides and reel are mounted on bottom of the rod. Fly rods come in various weight classes and lengths, suited for different locations and fish.



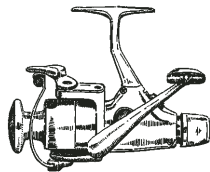
Saltwater Tackle

Going after saltwater fish involves a little change in the strength of the equipment. The rods, reels, hooks, line and lures or baits vary just as in freshwater fishing, but they can be stronger and heavier, built to withstand larger fish and natural or artificial structures.



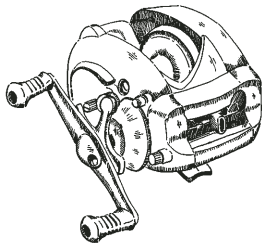
Spincast

This popular reel is ideal for beginners. Known as a “closed-faced reel,” it’s the easiest reel to use.



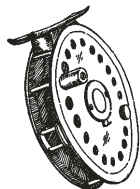
Spinning

This “open-face reel” mounts under the rod. Fishing line spools off quickly allowing longer casts. This reel is able to cast lighter baits and lures.



Baitcast

Baitcast tackle is suitable for all types of fish and fishing. The spool turns when you cast, however, and can entangle the line if not properly adjusted. You’ll need to practice with this model.



Fly reel

The fly reel is designed to allow fluid movement of the fishing line. This reel is mounted on the bottom of the rod.