

TEXAS ANGLER
EDUCATION PROGRAM

Reel Lines

Issue Number 35

4200 Smith School Road • Austin, Texas 78744

January 2014

New &
NoteworthyKAREN MARKS –
Aquatic Education Manager

A year-long project that several of our staff diligently labored over made its debut this fall and can be viewed online at <http://texasaquaticscience.org/>. The Texas Aquatic Science online student and teacher guide will provide Texas 6th through 12th grade students and teachers with a valuable resource tool to learn about Texas aquatic ecosystems from headwaters to the ocean. Each of the 14 chapters includes a two-minute intro video and career connections.

Project partners include The Harte Research Institute for Gulf of Mexico Studies at Texas A&M University–Corpus Christi and The Meadows Center for Water and the Environment at Texas State University. Chapter 13, *Fishing for Conservation*, may be of special interest to those teaching a basic fishing class. Check it out and help us spread the word about this valuable new resource!

Although our FY13 participation numbers and volunteer hours were down slightly from last year, we remain optimistic that our program will stabilize and grow in 2014. Remember that while you may be sharing the joy of fishing with others simply for the joy of putting a kid on a fish, it's important to let us know about these classes or events because your time is valuable to us, too. Your volunteer time serves as the in-kind match for the federal grant that funds our program. With your help, we can continue to introduce youth and adults to the joy of fishing.

CONTINUED ON PAGE 2



Zebra mussels are very small (about the size of a human thumbnail) and can attach to and smother native mussels. Photo: USFWS, Division of Public Affairs.

Somewhere on a River...

CHAD ETHERIDGE – TPWD Angler Education Instructor;
Fort Worth Water Programs Coordinator, Fort Worth Nature Center

No kidding, there I was, somewhere on a river...

Paddling as fast as I could! I had to get away! Get away at all costs! I couldn't let them get me. I could hear them coming up behind me, ever closer, faster and faster. I could feel the sudden dampness in the tepid air as it surrounded my boat. I couldn't look back. I knew they were there and that it was just a matter of time before they would reach me and begin to rapidly cover my kayak, my paddle, my entire person with their sharp, clinging, striped shells. Thousands upon thousands. Oh the horror...!!!

And then I awoke, to see the calmness of reality. To realize that it was all just a dream. A nightmare actually, yet very real in its intensity. The pursuers of my unconscious mind were invaders. Aquatic invaders. *Dreissena polymorpha*, better known as zebra mussels, were coming after me and this time dreamscape fiction was inspired by real time fact. They really **ARE** here.

Zebra mussels are non-native, bi-valve mussels that derive their name from the striped pattern on their small D-shaped shells. Natives of Eurasia, they made their way to the United States in

CONTINUED ON PAGE 3

New & Noteworthy

CONTINUED FROM FRONT PAGE

For those of you that did report hours this past year, by now you should have received a nice little incentive package in the mail. We hope that you will enjoy the stunning artwork created by these talented students all year long! Get a jump start on your volunteer hours for 2014 — check out the TPW Volunteer Calendar for future opportunities to volunteer.

www.tpwd.texas.gov/volunteer

Speaking of calendars, mark yours now for the 2014 Angler Ed Area Chief meeting. We are returning to the South Llano River for the annual gathering and training on April 11-13. If you're interested in taking the next step and becoming an Area Chief, contact your regional training specialist.

Hopefully by now you have logged into our new volunteer system and updated your profile, including your contact info, user ID and password. If not, please make it one of your New Year's resolutions to do so! You can also view your service record and list of upcoming volunteer opportunities. Thanks goes out to our early adopters (you know who you are!) who have started reporting

their classes and events online and helped us to find and work out some of the bugs in the system. Read more about how to report online on page 9.

Volunteers like you, who help with all of our programs are vital to TPWD. Did you hear about the TPWD – Texas Nature Trackers Mussel Watch volunteer who discovered Zebra mussels in Lake Belton near Waco? If you are on the water a lot, you might consider getting involved with this volunteer citizen monitoring program — www.tpwd.texas.gov/trackers. Learn more about zebra mussels on the front page.

In October, I had the pleasure of attending the Texas Children in Nature Network regional meeting with guest speaker Richard Louv, author of *Last Child in the Woods* and *The Nature Principle*. He noted the importance of balancing his own mental and physical health, especially when he's traveling, with being able to go fishing at least every few days. I hope that your New Year's resolution will be to do the same. Wishing you a happy and healthy new year!

State-Fish Art Contest Promotes Conservation

Deadline March 31



Brook trout by Brady King, 1st place winner, grade 10-12. © Wildlife Forever

Learn more at

www.tpwd.texas.gov/fishart

The State-Fish Art Contest is part of a conservation education program designed to spark the imaginations of students while providing valuable lessons about fish and the importance of conserving Texas' aquatic resources. This is a nationwide art contest sponsored by Wildlife Forever, a national conservation organization. Students in grades 4 through 12 in public, private or home schools are invited to submit a drawing of an officially recognized state fish and a one-page essay on its behavior, habitat or conservation. Students in K-3 may also submit a drawing; the essay is not required for this age group.

A free lesson plan is available for assisting students who wish to enter the contest. Entries must be postmarked by March 31 each year and must comply with all rules and regulations. An official entry form must accompany all entries.

The Texas Freshwater Fisheries Center in Athens is the official host for the Texas State-Fish Art Contest, and Texas entries are judged there. Winning Texas entries are forwarded to Wildlife Forever's headquarters in Brooklyn Center, Minnesota, to compete for national awards.

State contest winners are invited to attend the national awards ceremony each summer. The Toyota Texas Bass Classic provides funds for cash prizes for Texas winners and for travel expenses for Texas first-place winners and their families to attend the national event.

Executive Director
Carter P. Smith

Editor
Karen Marks

Co-Editor
Keira Quam



Life's better outside.®

COMMISSION

T. Dan Friedkin, Chairman
Houston

Ralph H. Duggins, Vice-Chairman
Fort Worth

Roberto De Hoyos Austin
Dan Allen Hughes, Jr. Beeville

Bill Jones Austin

James H. Lee Houston
Margaret Martin Boerne

S. Reed Morian Houston
Dick Scott Wimberley

Lee M. Bass, Chairman-Emeritus
Fort Worth

TEXAS PARKS AND WILDLIFE DEPARTMENT MISSION STATEMENT
"To manage and conserve the natural and cultural resources of Texas and to provide hunting, fishing and outdoor recreation opportunities for the use and enjoyment of present and future generations."

You may view this publication through the TPWD website. If you wish to have your name and address removed from the printed version mail distribution list, please notify us by completing a request form at www.tpwd.texas.gov/enews/. Once verified, we will notify you by e-mail when a new version of your selected newsletter is posted at www.tpwd.texas.gov/newsletters

FOR MORE INFORMATION

All inquiries: Texas Parks and Wildlife Department, 4200 Smith School Rd., Austin, TX 78744, telephone (800) 792-1112 toll free, or (512) 389-4800 or visit our website for detailed information about TPWD programs:

www.tpwd.texas.gov

©2014 Texas Parks and Wildlife Department PWD BR K0700-162 (1/14)
In accordance with Texas State Depository Law, this publication is available at the Texas State Publications Clearinghouse and/or Texas Depository Libraries.

♻️ Printed on recycled paper.



TPWD receives federal assistance from the U.S. Fish and Wildlife Service and other federal agencies. TPWD is therefore subject to Title VI of the Civil Rights Act of 1964, Section 504 of the Rehabilitation Act of 1973, Title II of the Americans with Disabilities Act of 1990, the Age Discrimination Act of 1975, Title IX of the Education Amendments of 1972, in addition to state anti-discrimination laws. TPWD will comply with state and federal laws prohibiting discrimination based on race, color, national origin, age, sex or disability. If you believe that you have been discriminated against in any TPWD program, activity or event, you may contact the U.S. Fish and Wildlife Service, Division of Federal Assistance, 4401 N. Fairfax Drive, Mail Stop: MBSP-4020, Arlington, VA 22203, Attention: Civil Rights Coordinator for Public Access.

Somewhere on a River, continued

1988 as stowaways in the ballast water of a cargo ship from Russia. The ship's crew discharged this water into the Great Lakes prior to loading their cargo and from that point on it has been like trying to put the toothpaste back into the tube.

They were first found in Texas on April 3, 2009 in Lake Texoma, which is in the Red River basin, most likely due to trailered boat contamination. They have since been found in Lake Ray Roberts (Elm Fork Trinity), Sister Grove Creek, and Lake Lavon (East Fork Trinity). Most recently, they were documented further south on the Elm Fork in Lake Lewisville, Lake Bridgeport (West Fork Trinity), and Lake Belton (between Austin and Waco).

Texas has 50 of the 300 indigenous species of freshwater mussels found nationally and they do a great job of filtering water, reducing sedimentation, consuming algae and bacteria, as well as removing harmful pollutants. They are excellent indicators of stream health and help achieve a desirable balance in the water column.

Our newest invasive, the zebra mussel, does the same thing. However, as super overachievers they can affect the food chain for Texas' native minnows and bait fish, causing populations to decline. Since these small fish are food for larger fish such as bluegill and other sunfish, the population decline moves up the food chain and large predatory fish such as bass will ultimately suffer. In order for a largemouth bass to achieve one pound of weight, it must consume 10 pounds of sunfish. Those sunfish must consume 100 pounds of minnows. Those minnows must consume 1,000 pounds of algae/phytoplankton. If that is not available ...

Not only will the native fish population be affected, but physical infrastructure is threatened as well. Using numerous string-like filaments, called byssal threads, zebra mussels attach to almost any surface including sand, silt, rocks, walls, docks, boats, and municipal water intake pipes. They even attach to living creatures such as crayfish, turtles, and native mussels.

The zebra mussels are very small, (about the size of a human thumbnail) but they make up for their diminutive size with rapid reproduction. In their second year, a female zebra mussel can lay 40,000 eggs during each reproductive cycle and up to one million per year.

According to the U.S. Fish and Wildlife Service, zebra mussels have the ability to stay alive out of water for several days under moist and reasonably cool conditions. All the more reason to make sure you clean, drain and dry your fishing gear, including bait buckets, waders, and boats and trailers.



© LARRY HODGE, TPWD

The Texas Parks and Wildlife Department (TPWD) estimates that damage from these mussels to Texas could cost millions of dollars. TPWD has a Clean, Drain, and Dry campaign to help stop or at least curb the spread of this invader (see the flyer on the next page). Campaign literature can be obtained from TPWD by contacting the Angler Education Program.

New state rules to combat the spread of invasive zebra mussels took effect Dec. 10, 2013 requiring that all boats operating on public water in 17 northeast Texas counties be drained after use. Under the new regulations, persons leaving or approaching public water in the affected counties are required to drain all water from their vessels and on-board receptacles. This applies to all types and sizes of boats whether powered or not, personal watercraft, sailboats, or any other vessel used to travel on public waters. For a list of counties, see the TPWD website:

www.tpwd.texas.gov/regulations/outdoor-annual/fishing/general-rules-regulations/possession-and-transport-of-exotic-aquatic-species

Under these rules, live fish cannot be transported in water that comes from the water body where they were caught, personally caught live bait can be used only in the water body where it was caught, and no off-site tournament weigh-ins would be allowed if live fish are being transported in water from a water body in one of the affected counties. Anyone planning a tournament should check with Texas Parks and Wildlife's Inland Fisheries Division, (512) 389-4444.

Texas is no stranger to invasive species. We have been fighting them for years and in this globally connected world we live in, zebra mussels will certainly not be the last. We can't stop them, but perhaps by spreading the word we can educate the public and at least slow down the progress of these creatures that so earnestly pursue me and interrupt my slumber!

So, until we meet again, I'll be out as usual somewhere on a river. ...

ZEBRA MUSSELS HIDE HERE.

CLEAN, DRAIN, DRY YOUR BOAT.



Clean Your Boat. Save Your Lake.

Zebra mussels are small invasive species that can spread from lake to lake by hitching a ride on your boat and trailer. One female can have up to a million microscopic larvae. They mature quickly, attach to hard surfaces and can damage your boat and engine. They hurt aquatic life, ruin ecosystems and fisheries – even affect your water supply. You can keep that from happening by cleaning your boat, motor, trailer and gear of all debris and draining it of all water. Then dry it for at least a week or wash it all with hot, soapy water before boating in another waterbody. Learn more at www.texasinvasives.org.

**HELLO ZEBRA MUSSELS.
GOODBYE TEXAS LAKES.**



High School Fishing: “Catch it at Your School”



MARK GINTERT – Texas Bass Federation National Youth Director

For just a moment close your eyes and take a drive through your local neighborhood on a spring Saturday morning. Just imagine looking out your passenger side window going by several baseball fields that are lined with boys and girls of all ages playing and both sidelines filled with parents cheering on every hit or strikeout. Now look out the driver's side window and see a cluster of soccer fields that have even more kids and again parents lining the sidelines.

Now for just a moment, ask yourself, why can't this be fishing?

Let's face it; fishing has been "America's Game" long before Mr. Doubleday even thought of hitting a round object with a club! Statistics also tell us that the number of anglers in this country greatly exceeds the number of baseball/softball and soccer players combined!

So why don't we highlight fishing like we do these other sports? It's hard to answer that question. Maybe the reason is that Fishing has transformed from a means of survival, to a terrific family oriented pastime and for some unknown reason we have taken it for granted.

Well those days are coming to an end in the state of Texas as The Bass Federation and the FLW Outdoors are working hard to bring fishing back into the main stream of competitive sports with the creation of the Student Angler Federation. The SAF as it is known to high school students across the country is on fire in the Lone Star State and if you have anything to do with the outdoors, it couldn't come at a better time. Young people today are in an unusual position of being bombarded with options. If you do play sports, the age of specialization is upon us. Those participating in traditional sports have to choose one sport to specialize in and spend the majority of their time honing their skills in that chosen sport. Or, students today find themselves absolutely glued to their hand-held device or home video console talking about who knows what or playing countless number of games that range from traditional sports to eliminating all of the zombies and warlocks from the universe ... or worse!

Enter High School Fishing into the picture. In approximately 60 Texas schools, students, parents and faculty advisors are working hard to bring the fantastic movement of High School Fishing to life and the results are building quickly.

From 2007 to 2009, The Bass Federation put together the components to build a turnkey program that schools across the country could adopt and bring in High School Fishing as a club sport in their schools. The SAF program provides four key ingredients that include insurance coverage, fundraising capabilities, unmatched educational components, and a series of state and national fishing events for student participation. This formula for success has obviously worked as the number of participating "Student Anglers" in the state of Texas has topped the 1,000 mark and is growing every day!


Schools are now hosting their own Fishing Invitational Tournaments just like they do in golf and cross country and in some places the movement has gone beyond that. East Texas is a prime example. A group of 27 schools has developed a five-event tournament trail with over 600 students involved!

And here is the best part or the equation. Nationwide, over 60% of the students involved in High School Fishing previously did not participate in any extracurricular activities for their schools. This program is fostering an entirely new group of students and parents to represent their schools.

Want to bring this program to your school? The process is quite simple. Go to www.highschoolfishing.org and get all the information that you need to get started. To give you a head start, here is a link to the video that describes how the whole process works. http://youtu.be/YeAAW_frzel

High School Fishing ...

You need to "Catch it at Your School"



Even tiny fish generate HUGE smiles. Adolph Thomas County Park, Arroyo City, Texas.

Fishing for Hugs

SHANE WILSON – TPWD Angler Education Area Chief;
South Padre Island Fishing's Future Founder

Remember your first fish? I'll bet you can still remember that smile to this day. Now imagine if no one had ever taken time to teach you how to fish. How would your life be different?

A recent study by Responsive Management indicates that successful programs to recruit and retain fishing and hunting participation use family activities and events to involve both adults and youth, provide a safe and controlled environment, train instructors, and encourage social interactions among the participants.

The success of Fishing's Future (FF), a non-profit organization, does just that. Organized and run by volunteers, the non-profit began in 2007 on South Padre Island, Texas, and has expanded across the nation to nine other states.

OUR MISSION IS TO:

- Reconnect kids to nature.
- Reconnect kids to family and strengthen family relationships.
- Teach environmental stewardship and increase awareness for the protection, conservation and restoration of our nation's aquatic natural resources.
- Increase participation in recreational angling.



Fishing for Hugs, continued

We train all of our chapter leaders, called Master Anglers, using TPWD's Angler Education curriculum. When a volunteer opens a FF chapter they agree to hold at least three "Family Fish Camps" a year for two consecutive years.

Parents and their children learn the basics of fishing and experience the excitement of catching their first fish. A typical Family Fish Camp usually has five education stations: knots and hooks, rods and reels, lures and bait, casting and catching, and rules, ethics, and measuring fish. Following a lunch break and a bit of fishing and hopefully catching, a period of time is spent on environmental stewardship with litter pickup.

Participants receive "Captain's Bags" filled with all sorts of fishing gear from natural to artificial baits, hooks, and ... well whatever we can get donated and share. Every youth participant is then encouraged to hug their parent for taking them fishing.

Our Harlingen Chapter integrated Fishing's Future into the local after school program and was awarded the Top Innovative Family Program within the state by the Texas Education Agency (TEA) and the Century 21 Program in 2012. It was an honor to be selected from a list of 800 school districts.

Fishing's Future is funded by grants, donations, and sponsorships and tries to provide each new chapter with enough equipment to run Family Fish Camps. Local donations or sponsors furnish bait, drinks, and food for lunch (generally hot dogs).

It's not teaching kids to fish, it's teaching families to fish – and using fishing as a context to reconnect the family fabric. We are always looking for local donors, and sponsors, who want to share their love of fishing and help others learn. For more information about Fishing's Future or to find a chapter near you, visit <http://fishingsfuture.org>

“

Your program today has caused me to reevaluate my priorities. Being a single parent and working full time is hard and sometimes I just cannot relate to my 11 year old. When my son caught his first fish today, I saw something in his eyes that I have never seen before. He was so excited he even hugged me in public.



GLENN MILLER

TPWD Area Chief

**March 26, 1942
September 21, 2013**

We are saddened to report the loss of our dear friend and volunteer, Glenn Miller. He was a passionate naturalist and educator dedicated and committed to the education of adults, youth and children about all things related to nature and the environment. His life's work, which has been embraced and supported by many people, government agencies, organizations and educational institutions, has not been in vain and will continue. Glenn was born on March 26, 1942 to Eddie Jasper Miller and Pauline McCowan in Jacksonville, TX. He graduated from Kashmere High School in 1960 and began his career in natural sciences in the 1980s. Glenn was the founder and executive director of The Nature Heritage Society and was also the Galveston Island State Park Go Fish contractor.

Glenn is preceded in death by his mother and father, brothers Johnny Elbert Miller, Eddie Jasper Miller, sisters Callie Elizabeth Johnson, Janice Bolin. He was a devoted, caring family man, and he leaves to cherish his memories his wife of 42 years Ethel Miller, two sons, Ronald Leonard (Shelly Leonard), Aydaw Miller (Rochelle Miller), one daughter, Jael Miller, grandchildren, one sister Mary Davis, two brothers, Marvin and Henry Miller, and a host of friends and relatives.

In lieu of flowers, the family respectfully requests that donations be made to the Glenn Miller Memorial Fund to be utilized for Nature Heritage Society. Please make checks to: Glenn Miller Memorial Fund. Checks can be mailed to P.O. Box 330594 Houston, Texas 77233-0594



Going Coastal for Big Game Fish

GREG AKINS – TPWD Aquatic Education Specialist, Houston

Not every angler has had the opportunity to try their skills in saltwater. The fall and winter seasons are a great time to head to the coast to go fishing. Here are a few pointers to help get you started if you have an opportunity to go coastal! Saltwater fish have the distinct title of being the big game winner's "choice" of catch. What's tricky is that once the big game gets on the hook, it's hard to tell how big the fish may be!!!

Your first step should be to review the current Saltwater Fishing Report on the TPWD website to see what fish are biting, what bait is working that week, and where you can find the fish. This weekly report will help you to prepare for a successful fishing outing. Go to www.tpwd.texas.gov/fishreport then select Saltwater.

Oscar Martinez, TPWD Area Chief–Deerpark, says you will also want to consider the weather. Cold fronts bring two factors that point anglers to the fish, wind and barometric pressure. Cold winds and high barometric pressure drive fish to deep holes and low pressure moves fish to shallow water.

Next, consider what types of lures, jigs, or bait will work for your area and target fish. Remember everything is connected, especially in the gulf where there are many trophic levels. When saltwater fishing, you may want to use a cast net to gather small bait like shrimp or other bait fish such as mullet. Of course you can also purchase live or dead shrimp, or my favorite, anchovies. Then you can use the small live bait to catch the bigger gamefish. Just remember, the larger the bait, the larger the catch. I have

hooked a number of tuna only to have them get eaten by large sharks. If you see saltwater gamefish that seem to be munching on plants, they are most likely trying to feed on the little "critters" on leaves. Although juvenile saltwater fish may feed on plants, mature saltwater fish prefer to prey on small fish and other sea creatures such as crustaceans and molluscs, including crabs, shrimp, krill, shellfish, squid, etc.

Gear is another challenge. You have to be ready to handle the challenge of BIG fish when saltwater fishing. Just recently, I took what I thought was a good fishing rod offshore. Yet, the first fish that hit my line was so powerful; he snapped off my reel, bent my rod and snapped my line. My setup was destroyed in seven seconds. Competition was so tough among our group that I was able to provide amusement because I came back without a rod or fish! So, having the right sized gear is very important if you want to enjoy saltwater fishing.

The great thing about freshwater fishing is that it rarely takes more than five minutes to clean a fish. With saltwater fish, harvesting

and cleaning has a completely different set of challenges. To make cleaning saltwater fish easier, consider using electric knives. Trying to process big red drums is even more difficult because the bone structure of these fish is very tough. Please practice safety when processing all species of fish, such as first cutting off any sharp spines and always cutting away from you.

If I have piqued your interest and you want to give saltwater fishing a try without investing in new gear, you can visit one of our coastal state parks and borrow fishing gear to go fishing in the park. For more information about saltwater fishing, view this quick intro video, www.tpwd.texas.gov/fishboat/fish/programs/gofishing/videos/09saltwater.phtml or request a Texas Saltwater Fish ID pocket guide.

Remember to use the right equipment, choose the appropriate bait for the target species you hope to catch, and allow for some extra processing time for cleaning your catch.

Whether you are wade fishing the back bays or surf, fishing from a jetty or pier, or fishing offshore, have a great time going coastal!

Yes You CAN Teach an Old Dog New Tricks!

GENEVIEVE LUNG – Education and Outreach Administrative Assistant

Last year, when TPWD rolled out our new volunteer management system, we promised that eventually you would be able to report your classes and events online. We are excited to announce this phase is now ready! Some of you have already discovered this and tried it out.

Recently, one of our seasoned volunteers stopped by the office for lunch with the staff. Afterwards, we returned to the office, sat down at one of the computers and showed him how to report his recent class online using the new software. His response? "Well, that was easy!"

All certified and active Angler Education Instructors currently have a profile in the system, so there is never a need to create a new profile. We no longer assign or use Instructor ID numbers; instead, you now have a personal User ID that either you created or we created for you. If you haven't already updated your profile, please do so today. Be sure to update your contact info, personal User ID, password, and authorize the background check. Also, check to see that your date of birth is listed correctly (if we did not have this info in our old system, we had to temporarily enter it as Jan 1, 1901).

Listed below are the instructions to get you started with entering your reports online. We have also placed the step-by-step instructions, complete with screen shots, on our website under Instructor Resources; www.tpwd.texas.gov/learning/angler_education/instructor/

To enter your classes online, log in to the system at www.tpwd.texas.gov/volunteer and select "Report Service" from the menu on the right side. If you previously submitted a supply order for an upcoming class or event, or signed up for a volunteer opportunity online, then you will see this specific class listed. Every class or event (also called an 'opportunity') will be listed twice, one with a lead report suffix and one with an assistant report suffix. If you don't see your class listed, select the generic "Angler Education Classes and Events" opportunity. The generic opportunity will appear as:

"Angler Education Classes and Events-AED **Lead** Rpt-m"

or

"Angler Education Classes and Events-AED **Asst** Rpt-m"

Specific classes, events and opportunities will appear with the class type, event name or location, followed by the date (day/mo/yr) and the report suffix:

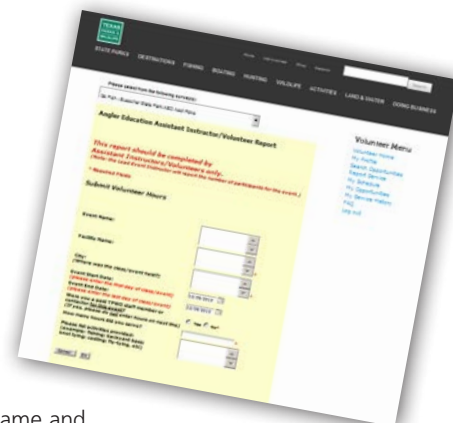
"Basic Fishing – Hutsell Elem 19Jan14-AED Lead Rpt-s"

or

"Basic Fishing – Hutsell Elem 19Jan14-AED Asst Rpt-s"

Select the report that corresponds to your role for this event. If you are the lead for a class/event, select the lead report. As lead you are responsible for entering the class/event data just like you would do on the paper report. This information will include the event start and end date, event name, location, class type, number of participants by age (adult or youth under 17 years old), gender and ethnicity, and your volunteer hours.

If you are an assistant volunteer for the event, select the assistant report and only enter your hours, along with the event date, name and location. For either report, after you have entered all the data, click OK. *It's that simple!*



The most important thing to remember when entering your data is to enter the correct "Event Start Date" and "Event End Date." The system automatically defaults to the current date and not the class date so it will most likely need to be changed when you enter your information. **The system only allows 45 days, from the class date, to enter your data.** If you are not able to enter the data in this allotted time, please submit a paper report to our office.

Lead instructors, we also ask you to enter the number of volunteers that assisted you at the event (but not their hours). This will help us determine if we should be looking for additional reports for the opportunity.

For large events with many volunteer helpers, we encourage lead instructors to do three things:

- 1) Request that the event be posted on the volunteer calendar so that your helpers can sign up online. This will also create a handy roster of your assistants that we can send to you upon your request. The roster will include their contact info so that you can confirm your helpers in advance. If you have volunteers who are not certified Angler Ed Instructors that help at the event, please encourage them to sign up for the event online too.
- 2) Use a paper volunteer roster at the event to track all of your helpers (both certified and non-certified Angler Ed instructors) and their time. This way, if someone without a profile helps, we have a way to track their volunteer hours. Remember to have everyone print and sign their names and note the number of volunteer hours. Please make sure that the class date and event name, along with the lead instructor's name, is on the volunteer roster so we can match it to the correct event. After the event, the lead instructor may submit this roster to our office via email, fax or mail.
- 3) At the event, remember to document the participants by age (adult or youth) and by gender. You can estimate the ethnicities using a percentage of the total. A simple grid using tick marks works well in these situations:

ADULT MALE 	YOUTH MALE (17 and under)
ADULT FEMALE 	YOUTH FEMALE (17 and under)

CONTINUED
ON PAGE 10



Everyone is guaranteed to catch a fish at the backyard bass pond.

Backyard Bass on the Rise

GREG AKINS – TPWD Aquatic Education Training Specialist, Houston

Fishing offers many opportunities for outdoor fun. Some anglers enjoy the beauty of our natural habitats even if they are not “catching.” However, for others the thrill of the catch is what gets them excited about fishing! Experienced anglers know that catching while fishing is not guaranteed unless you happen to be fishing in a Backyard Bass pond.

I enjoy finding innovative ways to teach youth and adults about our natural resources and how to protect them. Using the Backyard Bass (BYB) casting activity gives people of all ages the opportunity to learn how to cast safely while they experience the thrill of catching a “fish!”

Although Backyard Bass was designed as a game, the activity has evolved as an opportunity to teach both fish identification and fishing regulations at schools and events throughout Texas. To do this, take pictures of actual fish (without the species name) and use wide packing tape to attach one to the back of each Backyard Bass. You can use the pictures from the Angler Ed. laminated fish ID cards. Then, using a permanent marker, assign each fish a length. Be sure to make some legal size and some, under or over size. When the angler catches their backyard bass, have them compare their fish to a chart you have made with similar photos and a regulations chart or an Outdoor Annual. Both kids, and their parents, learn about fish identification, length, slot limits, and how regulations apply to all anglers of any age, fishing in public waters.

Area Chief Larry Condra (Abilene) is a BYB expert and takes the activity to another level. He encourages the adults and kids to compete at catching the largest fish and rewards the winners with squiggles!

My colleague, Keira Quam, told me about a BYB variation that Scot McClure from Dallas Ecological Foundation shared with her. Some of their teachers hold a “Parking Lot Fishing Tournament.” Using five parking spaces, designate a parking space on each end to represent the boats. Place the backyard bass on the three spaces between the two “boats” (parking spaces). Repeat as needed. Students are grouped into teams of three (per boat) and given tournament rules: options include 10 minutes to catch as many fish as possible, or a limit of 10 casts, or they can only catch and keep one species, like a bass. In order to be successful, each team must learn to fish safely with other anglers on a

boat, keep their lines from tangling and re-tie tackle quickly if they do become tangled. You can imagine the level of competition this experience brings!

Another aspect that you can incorporate into the activity is to add invasive species to the mix. Use an image of an invasive fish species, such as tilapia, on one of the backyard bass fish, then when the angler is unable to locate the species on the regulations chart, you can explain that if you catch an invasive species you must destroy it.

You can also turn the kids into TPWD fisheries biologists and have them “restock the pond.” Who knows, maybe someday they will decide to pursue this career because of your inspiration.

This fun activity generates the public’s interest at many of the events we are invited to, such as the State Fair, rodeos, scouting and neighborhood events. By using the game in this manner, youth and adults can learn about our aquatic ecosystems and laws in a fun and competitive way. Then, when they pick up a rod and use their new skills, they will surely discover that “Life’s Better Outside.”

For detailed instructions on how to incorporate fish ID and regulations in the Backyard Bass activity, see the Angler Education Instructor Resources webpage, www.tpwd.texas.gov/learning/angler_education/



Yes You CAN Teach an Old Dog New Tricks!, continued

Although lead instructors will no longer turn in a paper report for classes/events, please retain the class/event documentation for at least a year. (A special note to Area Chiefs: please continue to use the Instructor Training Roster at your instructor training workshops.)

Remember, only hours that were spent preparing for the angler education class or event, gathering materials, actual time spent teaching fishing skills and any wrap-up (equipment wrangling, etc.) can be reported to TPWD.

Can a paper report still be submitted instead of reporting online? Yes, we will continue to accept paper reports submitted by fax, email and

mail. However, it is our hope that our volunteers will use the online system to streamline the reporting documentation process.

In the near future, we will be offering some online webinars to review the new process – stay tuned for more information about these. In the meantime, if you have any questions about the system or need any assistance accessing the database, please feel free to call any of our Aquatic Education staff who will gladly assist you, or call the Austin office at (512) 389-8183. Remember, with all new things there are no “dumb” questions.



Tying a Tubey Bugger

GENE BROWN – TPWD Angler
Education Instructor, Gainesville.
Photos by Gene Brown.

I have tied these on size 12 to 8 streamer/nymph hooks, 1 to 3x.
Pick a size that matches the species of fish you are after.
I have found these effective on bass, blue gill, crappie, and trout.

Start by gathering your materials. For this example I'll use a size 10, 2x nymph **hook**.

I like to put some metal on the front; either a **bead** head or bead chain eyes.

Color of **thread**? I usually use black, but sometimes olive, red, or brown.

You can put legs on them though I usually don't.

You will need either **hackle and chenille** or **just ice chenille**.

Find a **microfiber tube** in an appropriate color cut from a sponge, mitt, duster, mop or ... any dollar store would be a good place to start if you don't have one already. Always cut them as long as possible. Trim them to the length you want just before tying them on. Chartreuse is a color everybody seems to like followed by red, yellow, dark green, orange, brown, and white.

1. Place your hook in the vice. If you are using a bead head put it on now.
2. Coat the hook with thread.
3. If you are using bead chain eyes, tie them on now.
4. Run the thread to the curve of the hook and tie on the tube. You'll want to make 2 or 3 loose wraps of thread before pulling it tight. Use plenty of wraps to secure it. It will fill up with water when in use and have considerable drag. The effect isn't as good when it comes off.
5. Now is the time for the ice chenille (my favorite) or hackle and regular chenille. Tie it (them) in as close to the tube as possible. Run your thread to the front.
6. Palmer (wind) the ice chenille to the eyes and tie it off. If you are using regular chenille and hackle, wind the chenille first and tie it off. Then, do the same with the hackle, winding it in between the wraps of chenille.
7. If you want legs, tie them on now. Whip finish and you are done.

Tubey Buggers are effective to catch bass, blue gill, crappie, and trout.




Specialty Baits: Part Two

LARRY M. CONDRA –
TPWD Area Chief, Abilene

In the last issue we explored the use of several specialty baits including the jerk bait, drop shot, and swim bait. We continue the discussion of specialty baits and their presentation.

The Carolina Rig is a good setup for novice anglers. This illustration along with five others are available on the Angler Education Instructors Resource webpage. Illustration by Clemente Guzman, TPWD.



The **Donkey Rig** allows for two baits to be presented at the same time and is a fun way to catch fish, especially in the fall. Make a 12-20 inch leader with a barrel swivel on one end, and a hook on the other end. Next, run the main line through the first swivel and attach a second barrel swivel below the first one. Attach a shorter leader to this second swivel and tie on your hook. Rig both hooks with similar baits. To work the rig, cast out and retrieve or use a jerking motion. The Donkey Rig can be used with heavier baits down deep or with floating baits on top of the water or any level between.

The **Carolina Rig** is a fishing system that is fun, productive and easy to rig and fish. Simply tie on a swivel with a fairly heavy sliding sinker (usually an egg shape) above it. I use a plastic or glass bead between the sinker and the swivel to protect the knot and make a little noise. Then, determine how long of leader is appropriate (I have used them as long as 6' and as short as 12"). Tie the leader to the swivel and then tie on a good hook with no other weight. I usually use a lizard but most types of soft plastic works. Some use baits that float exclusively. This is a great rig to fish over and around humps in the lake and around submerged grass. The leader will need to be at least as long as the grass plus a few inches to allow the bait to move above the grass. It is fished by simply pulling it along slowly, keeping the weight in contact with the bottom and stirring it up attracting attention. Often the strike will simply feel as though the bait just got heavy. Set the hook and hang on. Fish caught on Carolina Rigs are often larger in size.

Sometimes I'll take a "**popper**" type top water bait and remove the rear hook. Then I tie a leader of some length like 16" or so and tie a

small jig (such as a 1/32 or 1/8 ounce) on the end. This rig is fished like a popper and can be used for various species but is extremely deadly on schooling large mouths, white bass, hybrids, and stripers. Make sure you have a heavy enough line for what you might catch!

Weedless spoons can be dressed up with all kinds of things such as spinner bait skirts or soft plastic baits like crawfish or creatures. Fishing them in and around heavy grass, lily pads, or moss on the top, can prove to be heart stopping when a great old big 'un takes the bait. Fishing weed less frogs can produce the same result. Likewise, **jigging spoons**, fished vertically, can be deadly.

One of the newest to come along is the **Alabama Rig** or **A Rig**. It is an umbrella style of bait with a single tie point and multiple hangers upon which you can attach your own baits such as swim baits, jigs, shad imitators, etc. It won a large bass tournament a year or so ago and some say it should be outlawed. I believe it originated trolling for saltwater fish. It can catch multiple fish on one cast. It is a little more difficult to cast than single baits and requires a heavier rod and line.

One can turn nearly any bait into specialty bait by making one or more adaptations. If you bought it, you certainly have the freedom to use it however you wish. There are no rules in fishing! Adapt your baits to catch more fish and have fun. There is great satisfaction when you have succeeded in seducing that great big old fish into biting something you engineered. While this is not an exhaustive study, it may give you some suggestions for methods you are not regularly using and increase your bag. Have fun fishing!

ANGLER EDUCATION

Year in Review

SEPTEMBER 2012 – AUGUST 2013

Our program continues to grow and be successful because of the dedicated volunteers who share their passion for the outdoors with others. Thank you for another great year!

428

Classes and outreach events held

29 Go Fish ~ Learn-to-Fish at
State Park events
115 Fly Fishing classes and events

48,077

People reached

31,304 Youth
16,773 Adults
(621 new instructors trained)

13,415

Volunteer hours

TOP LURES – over 100 hours!

ANDERSON, JERE	744 HRS	METHENY, SCOTT	165 HRS	RENKEN, JULIAN	125 HRS
SMITH, DAVID	445 HRS	DROWN, BOBBIE	150 HRS	SCHERER, MICHAEL	123 HRS
MCLENDON, WALTER	391 HRS	BLAIR, DIANE	144 HRS	PETRUSKEVICH,	
STAAB, NEIL	333 HRS	REA, PETER	138 HRS	CONNIE	122.5 HRS
JOHNSON, RICHARD	320 HRS	MCLENDON, LINDA	136.5 HRS	GRIMET, H.C.	118 HRS
CARROLL, VICKI	300 HRS	BASS, JAMES	135.5 HRS	ALMANZAR, RAUL	117 HRS
DAVIS, WILLIE	245 HRS	MONTAYNE, DANIEL	135 HRS	SHAVER, BRENDA	110 HRS
DAVIS, SHELIA	228 HRS	LUNA, MARGIE	133 HRS	BRASHEAR, ROBERT	105 HRS
UNDERWOOD, SUSAN	213 HRS	SIMMS-JUSTICE,		DUKE, MALCOLM	105 HRS
WILSON, SHANE	190 HRS	MELANIE	130 HRS	WEYANT, GERALD	103 HRS
WALKER, PAUL	182.5 HRS	TUCKER, STEVEN	129 HRS	GARCIA, RODD	101 HRS
FOBIAN, MARK	179 HRS	BLAIR, RICHARD	128.5 HRS		

Welcome, New Instructors!

May 2013 - November 2013

We encourage you to team up to teach. It's fun, easy, and a great way to support each other.
Call the Austin office for contact information if you would like to team up with one of these new instructors.

If we have accidentally left someone off, please let us know.

* Indicates Fly Fishing Instructor

CLAY JACKSON	ALLEN	LYNN DEMUYNCK	CRAWFORD	GUENEVERE CARGILL	HOCKLEY
JAY HOKETT	ALVIN	EMILY BRIDGE	CYPRESS	AUDREY ADKINS	HOUSTON
REUBEN LOTHROP	ARGYLE	MEGAN HARVEY	CYPRESS	MARTHA ALLISON	HOUSTON
DAVID BRITTON	ARLINGTON	MARILYN JAN BATES*	DALLAS	PAUL ALLISON	HOUSTON
JAMES MURINCHACK	AUSTIN	VAN BUI	DALLAS	TREASA ANTONY	HOUSTON
SARA RHODES	AUSTIN	BRIAN MOSHER	DALLAS	DENNIS ARIMA	HOUSTON
CHRISTIAN SANCHEZ	AUSTIN	THOMAS MARTINEZ	DANBURY	LENA AUSTIN-MENARD	HOUSTON
KATHERINE ROBERSON	BAY CITY	JOYCE DAVIS*	DENTON	RAVEN BELL	HOUSTON
TRAVIS ROBERSON	BAY CITY	MARY CARRIER	DICKINSON	RILEY BLOCKER	HOUSTON
ASHLEY CHAFFIN	BAYTOWN	RAUL VALLEJO	ELGIN	ROGER BOYKINS	HOUSTON
WENDY CHAFFIN	BAYTOWN	DEREK DUNCAN	FLOWER	JOHN (BOB) CHRISTY	HOUSTON
HOLLY HOLLINGSHEAD	BAYTOWN		MOUND	HEATHER CORNELL	HOUSTON
HUBERT MEDRANO	BAYTOWN	JOE ASHCRAFT	FORT WORTH	GARY DARBY	HOUSTON
MARIELA RIVERA	BAYTOWN	WILLIAM BUTLER	FRESNO	DON DRAKE	HOUSTON
EDSON SANTOS	BAYTOWN	CHRISTY FLATT	FRIENDSWOOD	MAGGIE FITZWATER	HOUSTON
GERALDYNE JOHNSON	BELTON	SHARI FLATT	FRIENDSWOOD	JENNIFER FLORES	HOUSTON
KEVIN PRINCE	BELTON	JAMIE FLICK	FRIENDSWOOD	ERICA GILLETTE	HOUSTON
MEGHAN ATCHISON	BROOKSHIRE	EDWARD MONTALVO	FRIENDSWOOD	FAYE ARDEN	HOUSTON
ARMANDA TRONCALE	BROOKSHIRE	MEGAN ALFORD	FULSHEAR	GREGORY HILL	HOUSTON
KIMBERLY MOLINA	BROWNSVILLE	RYAN FORD*	FULTON	JOE HILL	HOUSTON
JESSICA SAHU TELI	BROWNSVILLE	MARCIE ADAME	GARLAND	DONALD MENARD	HOUSTON
DEREK PAINTER	BUDA	JOHN BELTZ	GARLAND	JAEL MILLER	HOUSTON
RICHARD HENSLEY*	BULVERDE	MINDY BETTY	GARLAND	JOSE MORENO	HOUSTON
CAROL LANDRY*	BULVERDE	DIANE BLACKWELL	GARLAND	JUAN NOLASCO	HOUSTON
BARRY BRUPBACHER	CANYON LAKE	VICKI BRAAK	GARLAND	MARK PARENTI*	HOUSTON
ILENE VOUGHT*	CARROLLTON	ANN CHAPMAN	GARLAND	CAMERON PHILLIPS*	HOUSTON
DONNA DUDLEY	CEDAR HILL	SANDRA COLWELL	GARLAND	TYRON REYNOLDS	HOUSTON
BRYCE URDEN	CEDAR PARK	MARY EICKMAN	GARLAND	HENRY RIOJAS	HOUSTON
LLOYD DUNCAN	CIBOLO	SARA ERICKSON	GARLAND	ANGELA SPITTLER	HOUSTON
MICHAEL ZAPATA	CIBOLO	MELANIE GOOCH	GARLAND	PATRINA THOMPSON	HOUSTON
ELROD COLLIN*	CORPUS	JEFFERY GREEN	GARLAND	AIMEE WEBER	HOUSTON
	CHRISTI	SHERRY NICKERBOCKER	GARLAND	BERTHA SCHMALFELDT	JUNCTION
DEREK MANGOLD	CORPUS	STEPHANIE LAMB	GARLAND	ROBERT MORSE	JUSTIN
	CHRISTI	BEVERLY PURDOM	GARLAND	BETH ANDERSEN	KATY
JAMES SANCHEZ*	CORPUS	CHRISTI SHANNON	GARLAND	KAYLYNN BISHOP	KATY
	CHRISTI	DEREK STOREY	GARLAND	LAUREN BOWDEN	KATY
JOSEPH TALLEY	CORPUS	ELIZABETH WALKOWICZ	GARLAND	KIMBERLY BOWMAN	KATY
	CHRISTI	NICK ZBOCH	GARLAND	LEE BRENNER	KATY
JAMES DEMUYNCK	CRAWFORD	JEFFREY HOLLAND	HELOTES	KEVIN DAVID	KATY

MATTHEW FARMER	KATY	LOUIS MCKINNEY	MISSOURI CITY	COCO BRENNAN	SPRING
LISA HEBERT	KATY	WOODROW PLUMBOY*	MISSOURI CITY		BRANCH
CALVIN HENNINGSON	KATY	KATHY GARZA	MURPHY	JAMES TEELING	SPRING
PENNYLANE LARA	KATY	FRANCES ESTES*	OAK LEAF		BRANCH
THOR LARSEN	KATY	ROZLYNN ORR*	OAK LEAF	ELLA HARLEAUX	ST. JAMES
ELIZABETH MADDOCK	KATY	MARCUS SMITH	OVILLA	GEOFFREY CRAWFORD	STAFFORD
VALERIE MAGGITTI	KATY	JEREMY CHAVEZ	PASADENA	DINA HARLEAUX	SUGAR LAND
BRITTANY MASSEY	KATY	ANNUAL JR. DAVIDSON	PEARLAND	ANDREW RAY	SUGAR LAND
ANNALISA MATZEN	KATY	ARTHUR II DAVIDSON	PEARLAND	MARY AIGNER*	TEMPLE
ROBERT MODGLIN	KATY	EUNICE DAVIDSON	PEARLAND	RAY HUGHES	TEMPLE
KATHERINE MOHNKE	KATY	CHRISTINA HARTMAN	PEARLAND	DASARATHI BAREGALA	TOMBALL
JOHANNA PARKHILL	KATY	JOHN HARTMAN II	PEARLAND	BAREGALA DASARATHI	TOMBALL
ROBIN PICKENS	KATY	CHERITH RANDLE	PEARLAND	TRACIE MCCROAN	TRENTON
CHRISTIN PUYOL	KATY	RODNEY THOMAS	PEARLAND	SCOTT BUTCHER	UNIVERSAL
ELIAS REYES	KATY	KARL LITTLE	RHOME		CITY
MICHAEL SNYDER	KATY	KRISTA ROSSER	RICHMOND	ANNETTE JONES	WACO
CATHIE SOLOMON	KATY	DEBORAH SWALLERS	RICHMOND	JIM MILLER	WAXAHACHIE
REBEKAH SPRINGER	KATY	JANELLE RAND	ROCKPORT	JOE VOLENTINE	WAXAHACHIE
REBECCA SUSTAITA	KATY	CHRISTI BECKER	ROCKWALL	CHRISTOPHER BEZNER	WYLIE
JULIE THOMAS	KATY	WESLEY POHORSKY	ROCKWALL	JOSHUA PERRY	WYLIE
JERICO VARDEMAN	KATY	SAFAIRA DAVIS	ROSHARON		
JOSEPH YIN	KATY	TONI VEGA	ROUND ROCK	SHEQUITA ALLEN	
STEPHEN YIN	KATY	KURT BAIER	ROWLETT	TRENTON ALLEN	
ZACH SELLERS	KELLER	MARY FRITH	ROWLETT	JOSH BOWMAN	
STEPHEN HOWELL	KERENS	MICHELE HIBBS	ROWLETT	LAUREN BRODDRICK	
YVONNE EELE	KILLEEN	JENNIFER NEAL	ROWLETT	NINA CARDENAS	
MICHAEL KIRSCHNER	KILLEEN	DENITA ODUM	ROWLETT	MELANIE EASLEY	
EMILY ROLLISON	KINGSVILLE	AMY WALKOWICZ-		PAMELA GEURIAN	
NANCY LAPPIN*	KINGWOOD	SCHAEFER	ROWLETT	ARTIE HASS	
JAKE CRAWFORD	LAKESIDE	TINA CROUSE	SACHSE	PAUL JACKSON	
MICHAEL JASCHEK	LEAGUE CITY	SARAH STORY	SACHSE	KEVIN JOLICOEUR	
JENNY PAUL	LEANDER	REIDA WALLACE	SACHSE	MICHAEL LARA	
TOBEY FERGUSON	LEWISVILLE	OSCAR CASTILLO	SAN ANTONIO	DAVID LARSEN	
DONALD CARLSON*	LIBERTY HILL	CAROL DANKO*	SAN ANTONIO	JAMES LEE	
PATSY CARLSON*	LIBERTY HILL	JOSE MORALES*	SAN ANTONIO	VAL MCELROY	
MARGIE LUNA	LIVINGSTON	PABLO VERA*	SAN ANTONIO	ANDY PELL	
CRYSTAL VALDEREZ	LIVINGSTON	DENJUAMI BARKER	SAN BENITO	KATHRYN RACKLEY	
MONALISA SIRWAITIS	LORENA	VICTOR MA	SAN MARCOS	CRYSTAL WILSON	
PATRICK WRIGHT	LYFORD	JENNA WINTERS	SAN MARCOS	MINDY YATES	
DONELLA STROM	MARION	VICKI ANDREWS*	SCHERTZ	EMILY ZUNIGA	
MYRA STANLEY	MCALLEN	CHARLIE HOITT	SCHERTZ		
MIKE FARISH	MCKINNEY	JON KRAM	SEALY		
MARY LOU TRINIDAD	MERCEDES	PETE SILVIUS*	SEQUIN		
YTSZEL TRINIDAD	MERCEDES	DENNIS BASINGER	SPRING		
CALLIE HERRINGTON	MISSOURI CITY	MIKE NARVAEZ	SPRING		
BEVERLY MARLIN	MISSOURI CITY	SAMUEL VAN RYDER	SPRING		

UPCOMING EVENTS

TEXAS PARKS AND WILDLIFE



TEXAS FRESHWATER FISHERIES CENTER

March 8, 2014

9 a.m. – 4 p.m.

Fly Fish Texas

Free with regular admission

Fly fishing clubs and anglers from across Texas come to TFFC to share fly fishing tips and techniques and teach them to others. Aimed at the novice fly fisher, this event is designed to teach you how to tie a fly, cast it and catch a fish with it — all in the same day.

March 29, 2014

9 a.m. – 4 p.m.

Outdoor Fools Day

Free with regular admission

Learn a variety of outdoor skills and engage in activities such as archery, fishing and kayaking. Members of various divisions of TPWD and representatives of conservation groups and outdoor businesses will lead hands-on activities that will make you a better camper, angler and hunter.

April 12, 2014

9 a.m. – 4 p.m.

3rd Annual Athens Green Egg Fest

Free with regular admission

Join us for our annual Egg Fest event featuring gastric delights and the incredible Green Egg outdoor ceramic cooker.

May 3, 2014

9 a.m. – 4 p.m.

Cinco de Mayo

Free with regular admission

Celebrate the joint history of Texas and Mexico with dance, music, food and outdoor activities.

June 7, 2014

9 a.m. – 4 p.m.

National Fishing Day

Free with regular admission

Kick off summer with free hot dogs and soft drinks, games and fishing!

July 4, 2014

5 p.m. – 10 p.m.

Fireworks at the Fishery

Free admission after 5 p.m.

One of the biggest fireworks displays in East Texas will light up the skies over TFFC and adjacent Lake Athens.

CONTINUED ON THE NEXT PAGE

For complete calendar and updates, visit www.tpwd.texas.gov/tffc

September 27, 2014

9 a.m. – 2 p.m.

Bluegill Family Fishing Tournament

\$15 per family team; entry includes family admission

Join us for a fun-filled day of trying to catch the biggest Bluegill here at our center and on Lake Athens. The tournament awards prizes for the heaviest stringers of sunfish, but the event is really about adults and children having fun fishing together. Call for details or to pre-register.

October 30, 2014

6 p.m. – 8:30 p.m.

Halloween at the Hatchery

\$1 admission donation to local charities

Local businesses and organizations will hand out free candy, and the center will be decorated throughout with a Halloween theme.

UPCOMING EVENTS



Youth Catch & Release Fishing Events by Reservation

Reservations for group events are available the 1st and 3rd Wednesday of the month in the mornings. Reservations must be made at least three weeks in advance and require a \$50 refundable deposit. Only groups with 10 to 20 participants between the ages of 7 and 16 are eligible to schedule an event. Sea Center Texas will provide the rods, reels, equipment and volunteers to assist the group. To inquire about available dates contact Patty Cardoza at (979) 292-0100 ext. 21 or by email at seacenter@tpwd.texas.gov.

Aquarium and Hatchery Tours

Daily, See saltwater aquariums showcasing the diversity of the Texas coast and tour the redfish hatchery. Accessible for the mobility impaired. View aquarium fish feedings every Wednesday and Friday at 10:30 a.m. Visitor Center hours are Tuesday through Saturday 9 a.m.–4 p.m., Sunday 1–4 p.m.; hatchery tours by reservation only; free admission and tours; for more information call (979) 292-0100. www.tpwd.texas.gov/seacenter

February 22, 2014

10 a.m. – 3 p.m.

Nature Day

Enjoy educational programs and activities that will introduce you and your family to the wonders of nature. Walk-through exhibits, activities, and crafts will be offered by a variety of nature based organizations. Youth activities will include a nature scavenger hunt from 10 a.m. to 3 p.m. and catch and release fishing from 1–3 p.m. Held at Sea Center Texas, 300 Medical Dr., Lake Jackson, TX 77566. Accessible to the mobility impaired. Call (979) 292-0100 for more information.

For complete calendar and updates, visit www.tpwd.texas.gov/seacenter



Learn to Fish Events at Texas State Parks

Families can learn the basics of fishing through fun, hands-on activities. Take away a fishing fun pack and enter the drawing for door prizes. Equipment and bait provided or bring your own. No license necessary. Adults must accompany children. Bring sun protection and water.

Registration and start time for all events is 9 a.m.

Check the calendar for updates or cancellations, www.tpwd.texas.gov/calendar

Volunteers to help at the events are needed, too.

Sign-up at www.tpwd.texas.gov/volunteer

Bastrop

March 8
June 14
July 12

Buescher

March 15
June 21
July 19

Cedar Hill

April 5
May 31
September 13
October 18

Eisenhower

May 3
June 7
June 21* – Texoma on the
Fly 10th Anniversary
July 12
Sept. 27*
*Learn to fly fish events

Galveston Island

March 15
April 26
May 17
Sept 13
Oct 18

Lake Tawakoni

To be determined

Lake Whitney

April 26
June 14
Sept. 27
Oct 25

McKinney Falls

March 29
April 12
May 10
June 7
October 4

Toyota Texas Bass Classic and Outdoor Festival

May 9-11, 2014

Lake Fork, Quitman, Texas

FREE! The Toyota Texas Bass Classic is a world-class bass fishing tournament, featuring the top tournament bass anglers in the world, along with a festival to include exceptional entertainment and a variety of hands-on family activities and outdoor-related games at the Texas Parks and Wildlife Outdoor Adventures Area. This event directly benefits the youth outreach programs of TPWD. For more information visit www.toyotatexasbassclassic.com

Volunteers to help at the event are also needed, sign-up at www.tpwd.texas.gov/volunteer



Wondering About Water?

Texas Parks and Wildlife Department produced "Texas The State of Water" documentary film series exploring the crucial issues facing water for Texas. This award-winning series investigates how our state is balancing the water needs of humans, agriculture, business, and wildlife.

Why these films, Why now?

Our recent drought, continued population growth, and increasing demands on limited water resources make this topic more important than ever.

We encourage communities to show these videos in a public setting to stimulate discussion on finding solutions to insure a sustainable water supply for now and the future.

FREE!

Learn more about the videos, view the companion "State of Water Video Screening Toolkit," and watch the latest documentary on the website, www.texasthestateofwater.org

Host a movie night or a "lunch and learn." Share these videos with your neighbors, civic clubs, church groups or friends. There is no charge for the videos but supplies are limited.

Interested? Contact Cappy Smith at cappy.smith@tpwd.texas.gov or (512) 389-8060 for additional information or to receive the videos.

ANGLER EDUCATION CONTACT INFORMATION

General Information and Records

GENEVIEVE LUNG (800) 792-1112 # 8183 #
(512) 389-8183 Fax (512) 389-8673
genevieve.lung@tpwd.texas.gov

Supplies

ROBERT RAMIREZ
(800) 792-1112 # 4528 #
(512) 389-4528
robert2.ramirez@tpwd.texas.gov

Aquatic Education Manager

KAREN MARKS (800) 792-1112 # 4732 #
(512) 389-4732 Fax (512) 389-8673
Mobile (512) 913-7615
karen.marks@tpwd.texas.gov

Aquatic Education – Austin/Central Texas

CALEB HARRIS Office (512) 389-4472
Mobile (512) 761-1606
caleb.harris@tpwd.texas.gov

Aquatic Education – Houston

GREG AKINS Office (281) 534-0123
Mobile (713) 201-8110 Fax (281) 534-0120
greg.akins@tpwd.texas.gov

Aquatic Education – North Texas

KEIRA QUAM
Office/Mobile (469) 644-2705 Fax: (972) 642-1419
keira.quam@tpwd.texas.gov

Aquatic Resources

CAPPY SMITH
(512) 389-8060 Fax (512) 389-8673
cappy.smith@tpwd.texas.gov

Outreach and Education Director

NANCY HERRON (512) 389-4362
nancy.herron@tpwd.texas.gov

www.tpwd.texas.gov/anglered/
www.facebook.com/texasanglereducators



SAVE THE DATE

2014 Angler Education Area Chief Meeting

Friday–Sunday, April 11–13, 2014

Texas Tech University at Junction

*Take the next
step in TPWD
volunteer service
by becoming
trained as an
Angler Education
Area Chief!*

What is an Angler Education Area Chief?

Area Chiefs are a small group of dedicated Angler Education (AED) instructors who have volunteered to help the Aquatic Education team train other AED instructors. At the meeting, Area Chiefs receive additional training that prepares them to conduct instructor training workshops and to support angler education in their communities. Area Chiefs are exemplary in their ethics and their ability to represent Texas Parks and Wildlife Department in a positive manner.

Our meeting goal is to: 1) Increase the capacity of our program to reach new audiences and engage them in fishing; 2) Standardize trainings; 3) Get to know our volunteers; and 4) Honor our volunteers. The weekend will be full of interesting presentations, workshops and fun activities.

Potential Area Chiefs must have previously completed an Angler Education Instructor training or Fly Fishing Instructor training, and have demonstrated leadership in training youth. If you or someone you know is interested in becoming an Angler Education Area Chief, please contact us.