

TEXAS ANGLER  
EDUCATION PROGRAM

## Reel Lines

Issue Number 27

4200 Smith School Road • Austin, Texas 78744

Winter 2010

**New & Noteworthy**ANN MILLER –  
Aquatic Education Coordinator

Some of you may find it a little disconcerting to view *Reel Lines* on a computer, rather than holding a nice hard copy in your hands. I hope the color photos and the fact that we are saving both paper and postage by not mailing the newsletter strikes a positive chord with you and that you will not really miss having the paper in hand.

Sometimes, though, it is nice to have that hard copy, especially if you want to refer back to an article or if you contributed an article and want to show friends and family that you were actually volunteering and not just trying to get out of doing some household chores.

Of course, we archive the newsletters on our Web site, allowing you to refer back electronically. Also, it's easy to e-mail the link to friends and family for that all-important proof. ("See, it's not just another fishing trip! I'm **teaching** folks how to fish!") I hope the ease of sending the link and accessing other links through our newsletter add to the enjoyment of the newsletter for you. Please let me know if you actually need a hard copy. We will print a limited number for special purposes ... like keeping our volunteers out of the doghouse!

On a special note, please join our Angler Education family in welcoming Kevin and Molly Cunningham's new son, Cole James Cunningham. Our newest little angler was born on December 21 and weighed in at 7 pounds, 6 ounces. I wonder how long it

(Continued on page 2)

**S.K.I.F.F. is Leaving the Dock**

BOB MAINDELLE

As a Central Texas fishing guide, I concluded a presentation to the Austin Fly Fishers (AFF) last February, expecting the usual follow-up questions. The presentation concerned fly-fishing during a dry springtime. It was interesting enough, but nothing that would warrant an early-morning phone call the next day.

So, with a bit of curiosity, I took a call early the next morning from one of the club's officers, Ron Cruse. Ron was really excited; I could hear it in his voice and his excitement was contagious. Because I also serve as the children's pastor at my church near Fort Hood, I had casually mentioned my efforts to take the children of deployed soldiers out fishing with me as part of my ministry.

(Continued on page 2)

## New & Noteworthy

CONTINUED FROM FRONT PAGE

will take for Kevin to get a rod in that boy's hands! With Kevin taking some time off in January and February to learn the ropes of being a daddy, those of you in the Houston area are welcome to call me if you need assistance. Kevin said that he will be checking phones and e-mails from time to time, but if you need something that won't wait for Kevin, I will be happy to help out.

2009 was a banner year for our program. We know that you volunteer because of the smiles and thanks you get from folks you teach to

fish, but each year we recognize our volunteers with a small thank-you gift. For those who go above and beyond (100+ hours of volunteering), we have a special category of volunteerism. Previously, we called it our "100 Club" but now are referring to that award as our "Top L.U.R.E.S." award. L.U.R.E.S. stands for Loyalty Unequaled Remarkable Enthusiastic Service.

Those top volunteers are listed on page 10. Three cheers for our Top L.U.R.E.S.!!



## S.K.I.F.F., continued

Something about meeting these children's needs rang a bell with Ron and the AFF. Ron and his peers brainstormed a plan to become a fundraising mechanism to equip me to take more kids fishing and more often than my personal budget would allow. In a matter of minutes, the blueprint for **S.K.I.F.F.** was born. The acronym stands for **Soldiers' Kids Involved in Fishing Fun**.

S.K.I.F.F. works like this: I identify kids or take referrals for military children with a parent deployed in harm's way. I then coordinate a convenient trip time with parents. On trip day, I provide all safety and fishing equipment needed for a four-hour excursion by boat. I target pan fish and white bass and see to it that the kids never come home empty-handed. The Austin Fly Fishers give each child a hat, T-shirt and goody-bag, all free of charge to the family.

As this newsletter goes to print, S.K.I.F.F. has evolved from a concept into a real mechanism for meeting real needs. I have logged 14 four-hour trips with 28 children, with more waiting.

Until you've been around the military culture, you can't understand what a serious impact the extended absence of a parent has on a family. Some of our soldiers are on their third deployment. That's 40 months of their children's lives missed. The spouse left behind is doing the work of two. It's tough even for the strongest of families and marriages.

**To refer a child:** Bob@HoldingTheLineGuideService.com or [www.KidsFish2.com](http://www.KidsFish2.com)  
254-368-7411

**To donate:** SKIFF@roncruse.com

*Jay Smith (previous page) and Robert Smith (left) show off their catch.*

Executive Director  
**Carter P. Smith**  
  
Editors  
**Ann Miller**  
**Steve Campbell**

**TEXAS  
PARKS &  
WILDLIFE**

**COMMISSION**  
**Peter M. Holt, Chairman**  
San Antonio  
**T. Dan Friedkin, Vice-Chairman**  
Houston  
**Mark E. Bivins** Amarillo  
**Ralph H. Duggins** Fort Worth  
**Antonio Falcon, M.D.** Rio Grande City  
**Karen J. Hixon** San Antonio  
**Dan Allen Hughes, Jr.** Beeville  
**Margaret Martin** Boerne  
**S. Reed Morian** Houston  
**Lee M. Bass, Chairman-Emeritus**  
Fort Worth

**TEXAS PARKS AND WILDLIFE DEPARTMENT MISSION STATEMENT**  
*"To manage and conserve the natural and cultural resources of Texas and to provide hunting, fishing and outdoor recreation opportunities for the use and enjoyment of present and future generations."*

You may view this publication through the TPWD Web site. If you wish to have your name and address removed from the printed version mail distribution list, please notify us by completing a request form at [www.tpwd.state.tx.us/enews/](http://www.tpwd.state.tx.us/enews/). Once verified, we will notify you by e-mail when a new version of your selected newsletter is posted at [www.tpwd.state.tx.us/newsletters](http://www.tpwd.state.tx.us/newsletters)

### FOR MORE INFORMATION

All inquiries: Texas Parks and Wildlife Department,  
4200 Smith School Rd., Austin, TX 78744,  
telephone (800) 792-1112 toll free,  
or (512) 389-4800 or visit our Web site for  
detailed information about TPWD programs:

**[www.tpwd.state.tx.us](http://www.tpwd.state.tx.us)**

©2010 Texas Parks and Wildlife Department PWD BR K0700-162 (1/10)  
In accordance with Texas State Depository Law, this publication is available at the  
Texas State Publications Clearinghouse and/or Texas Depository Libraries.

♻️ Printed on recycled paper.



TPWD receives federal assistance from the U.S. Fish and Wildlife Service and other federal agencies. TPWD is therefore subject to Title VI of the Civil Rights Act of 1964, Section 504 of the Rehabilitation Act of 1973, Title II of the Americans with Disabilities Act of 1990, the Age Discrimination Act of 1975, Title IX of the Education Amendments of 1972, in addition to state anti-discrimination laws. TPWD will comply with state and federal laws prohibiting discrimination based on race, color, national origin, age, sex or disability. If you believe that you have been discriminated against in any TPWD program, activity or event, you may contact the U.S. Fish and Wildlife Service, Division of Federal Assistance, 4401 N. Fairfax Drive, Mail Stop: MBSP-4020, Arlington, VA 22203, Attention: Civil Rights Coordinator for Public Access.





*Virginia Roberts examines fish anatomy at Bass Brigades Camp.*

## Bass Brigade Rewarding Experience

VIRGINIA ROBERTS

**Electrofishing, seining, fish habitat and fun: What do these things have in common? They are all things I experienced as a cadet at the 4th Battalion Bass Brigade.**

I'm a junior in high school and this is my second year participating in the Texas Brigades. The Texas Brigades is a youth leadership camp which focuses on wildlife. Each camp is fast-paced and deals with one specific area of wildlife.

At Bass Brigade we became conservation ambassadors, spending the week learning to conserve and protect our water resources. Throughout the week, professors, Texas Parks and Wildlife personnel, biologists and many other volunteers immersed us in a multitude of learning activities

about fish habitat, seining, aquatic plants, fish anatomy and much more. **Information about this program is on the Web at [www.texasbrigades.org](http://www.texasbrigades.org).**

All in all, camp was awesome, and I highly recommend it to other youth interested in the outdoors. From leadership skills to basic ecological knowledge, attending this program has benefited me in many ways. I now feel even better prepared to teach the Texas Parks and Wildlife Angler Education program.

# Using Google Earth to Plan a Fishing Trip

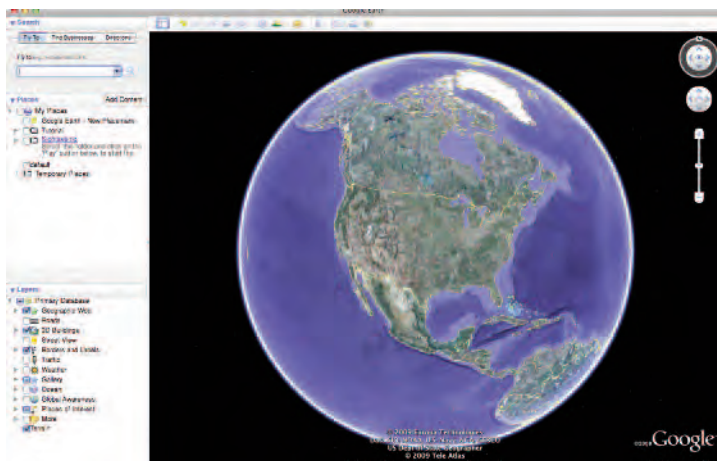
KEVIN CUNNINGHAM

A hundred years ago, anglers had very limited information and relied on lucky guesswork to decide when was best to go fishing. Today, with the advent of the computer, there is so much information that the average weekend angler can use when planning a fishing trip. Hundreds of Web sites and programs have been designed to fill some needed niche in the fishing world. Some you have to pay for; others, you do not.

In our line of instruction (and personal fishing pleasure) we appreciate the resources that are free, quick to access and easy to use. Google Earth is one valuable asset that you can use when planning a good fishing trip.

Google Earth is a satellite-imaging program that can be used for a variety of purposes. Like many computer programs there is a free version and a fee-based version. For our recreational purposes the free version will suffice. The program itself can be downloaded at <http://earth.google.com/>.

Below you can see what the Google Earth interface window looks like. Similar to other Windows programs, you can see the task bar items and buttons. On the left-hand side there are three boxes: Search, Places, and Layers. For our purposes you will only need to worry about using the Search function. Once you've downloaded and installed the program, type your address into the Search or "Fly To" line. Once you press Enter, the satellite image will zoom in from the global view you see below down to the neighborhood and house you live in. It may be a little off, but you will definitely see the detail of your house. You will most likely be able to identify your car if it happened to be in the driveway when the satellite image was taken. Take note that the image shown in the free version is not current and may be up to a year or two old.



In terms of fishing, the satellite images are invaluable for scouting locations you have heard about and getting more details of areas where you have already been. Most importantly, the satellite also provides details about the shorelines, bottom contours, and depths of fishable water bodies.

Last March I did a presentation at Fly Fish Texas on fishing Galveston Bay and used Google Earth to provide images and details about recommended fishing spots. Here are two images used in that presentation, one of Jumbile Cove and another of San Luis Pass.



In the image of Jumbile Cove, above, you can see the houses to the right and the different fishable areas in the cove itself. There are fingers sticking out into the cove, circular spartina grass flats and mud/sand variations in the bottom type. What is most apparent in the image is the unique drop-off, or cut, at the upper middle part of the picture. It looks like someone started to mow the lawn and stopped.

The image below is of San Luis Pass. In addition to the exquisite shore-line detail, you can see the geomorphology of what years of strong tides have done to the shifting sand islands behind the pass. You can also see the deep cuts running between the islands, which make for ideal fishing highways. On the front side of the pass is the beachfront, where you can see the whitecaps of waves lapping over the sand bars.

The ability to see these locations in detail can make all the difference in choosing where to fish, especially if you have a boat. Furthermore, Google Earth also provides GPS coordinates at the bottom of the image wherever you place the pointer. You can also export the images in Google Earth to files, or copy and paste the images to documents like we have done here. Printing these images before you head out to the site is also very helpful when scouting the area.



Although this article describes only a fraction of what Google Earth can do, it shows how easy it is to use the computer to plan fishing trips. This application, combined with weather tracking, wind changes and tidal flow, makes a good tool to find the calmest water when fishing on the coast. I hope you take the time to play with this little toy and see what a difference it makes. If you would like any help working the program or if you need a tutorial, feel free to contact me any time. I hope this helps you plan better fishing trips and fishing events.



## With Baited Breath

STEVE CAMPBELL  
Aquatic Education –  
North Texas/  
Panhandle

**"I never saw  
the squirrel  
surface, so I  
assume the  
fish ate it."**

# Don't Lie About Fish, Unless You Do It Big

While preparing for this issue of *Reel Lines*, I was looking through other submissions, partly out of curiosity, as well as checking content and even seeking inspiration. So thanks, Kevin, I needed a little help.

Back in college days at Southwest Texas State University (which I refuse to call by any other name), I spent as much time as humanly possible along the banks of the San Marcos River, if not actually within its wet embrace. I found that being in the river's presence soothed me, and so it was a great place to go to avoid responsibilities, like going to class.

On one particular stroll through Rio Vista Park, I spied a pecan tree that had been uprooted by a storm the night before. The near-gale-force winds had pushed the tree over, and its crown lay about midstream, just a few inches above the water's surface.

A motion caught my attention. I turned to see a fox squirrel making its way across the trunk. As the tree rat neared what had once been the very top of the tree, it seemed to be taking more care as to where it placed its feet.

As I watched this event unfold before my eyes, I wondered what possessed this squirrel to crawl out to the tree's extremity. And then I saw it—one solitary pecan dangling just a few inches above the water.

As the squirrel extended its little clawed feet to grasp the pecan, the water below exploded in a frothy, white foam. A largemouth bass (must have been a 15-pounder!) burst from the water and grabbed the poor squirrel by its head, ripping it from its perch. I never saw the squirrel surface, so I assume the fish ate it.

I stood on the bank motionless, wearing an expression of shock, and stared at the point this all took place. I really couldn't believe my own eyes. What an incredible sight!

I continued to watch the water where the squirrel and bass disappeared. After about 10 minutes I saw the water begin to ripple. Slowly the bass raised its head out of the water, replaced the pecan to its twig and slipped back beneath the surface.

Got any good fish stories to tell?

**Fish on!**

## Try These Cheap Teaching Aids

KEVIN REICH – Area Chief, Hale Center, Texas

After doing several classes a month and wondering why folks of all ages were still afraid to handle fish, I had to ask why.

After talking with a number of people, I realized that the first reason was that everyone was afraid of sticking their fingers in the fish's mouth. The second reason was they were afraid of getting finned. With my wife's help, I built some of the bottle catfish (see Web site below) Larry Condra had shown me during a teaching class. The pipe cleaners sticking out of the bottle do a good job of showing how to avoid the fins. Then came the hurdle of teeth. Folks just seemed to be very cautious about being bitten by the fish. I needed a good way to show what many fish teeth are like.


One day at work we were in the process of sanding down some equipment and I had purchased some 40 and 60 grit sanding disks. As soon as I had one of them in my hand it dawned on me that it would be a

good way for students to grasp the idea of teeth in a fish's mouth. Now I hand out a couple of these sanding disks for the class to pass around and explain to them that the species that we have in our area lake have teeth just like this. We deal mostly in bass, crappie, channel catfish and bluegill sunfish. I also explain to them that other species will have sharper and larger teeth and to always look before you put a finger in their mouths.

Once they identify the species of fish that they have caught and remember the sanding disk, I have found they will now handle the fish to unhook them properly for release.

For directions on how to create your own water bottle "catfish" teaching aid, see *Reel Lines*, January 2008, page 11 — [www.tpwd.state.tx.us/publications/pwdpubs/media/pwd\\_br\\_k0700\\_0162\\_01\\_08.pdf](http://www.tpwd.state.tx.us/publications/pwdpubs/media/pwd_br_k0700_0162_01_08.pdf)





## NEIGHBORHOOD FISHIN' REEL FUN CLOSE TO HOME

During the summer months, Neighborhood Fishin' sites are stocked with catfish every two weeks, ensuring that there will always be a plentiful supply of hungry fish.

# TPWD Program Breaks Down Urban Barriers to Fishing

A growing new program is helping make inexpensive, convenient fishing opportunities available for urban Texans. This year, the program is offering two new lake sites in the Dallas-Fort Worth area for family-friendly catfish and trout fishing.

The Neighborhood Fishin' program, which is a joint effort of Texas Parks and Wildlife and local governments across the state, is trying to overcome the biggest barriers to fishing that city-dwellers face by bringing fishing opportunities into the cities where they can be available to families who might otherwise never have the chance to give fishing a try. Two new Dallas-Fort Worth area locations bring the total number of Neighborhood Fishin' sites in the DFW area to five, for a total of 14 locations throughout the state. A map of Neighborhood Fishin' locations can be found on the program's Web site.

In Denton, the new fishing lake is South Lakes Park's Pond. The 187-acre park has two ponds as well as a full slate of park amenities such as hiking trails, picnic areas, playgrounds and athletic fields.

The other new Neighborhood Fishin' location in the DFW area is at Mesquite City Lake. The 11.8-acre park includes picnic tables, a tennis court, a baseball diamond, a waterpark and an activity center.

These lakes are the perfect setting for training aspiring anglers. There is easy bank and dock access to the water, so no boat is required; and the regular fish stocking makes it more likely that a novice angler's first experiment with fishing will be a gratifying one. Those 17 and older will still need to have a valid fishing license.

Each of the sites is amply stocked with fish throughout the year. During the winter months, each of the Neighborhood Fishin' sites will be stocked with rainbow trout every two weeks, part of a massive trout-stocking effort that will see more than 270,000 hatchery-reared fish added to Texas waters over a three-month period. The 2009–2010 winter trout-stocking schedule is online. During the summer months, Neighborhood Fishin' sites are stocked with catfish every two weeks, ensuring that there will always be a plentiful supply of hungry fish.

"With the addition of these two sites, more fishermen and families in the DFW area will have easier access to this great program," said Rafe Brock, TPWD Inland Fisheries biologist for the Metroplex. "The Cities of Denton and Mesquite have invested a lot of resources in developing their fishing opportunities in the past. By joining the Neighborhood Fishin' program, they have committed to providing a great fishing opportunity for their citizens."

### On the Net

[www.neighborhoodfishin.org](http://www.neighborhoodfishin.org)

[www.tpwd.state.tx.us/troutstocking/](http://www.tpwd.state.tx.us/troutstocking/)

[www.tpwd.state.tx.us/learning/angler\\_education/tackloan.phtml](http://www.tpwd.state.tx.us/learning/angler_education/tackloan.phtml)

# Fly Fish Texas—A Yearly Ritual

WALTER MCLENDON

We are in the planning stages of our 11th Annual Fly Fish Texas, to be held at the Texas Freshwater Fisheries Center in Athens, on March 13, 2010. We began this event in 2000 as a joint effort between the fly-fishing clubs in Texas and TPWD to introduce fly-fishing to all Texans. After 10 years, it has become a yearly ritual for me.

As many as 1,000 people a year have attended this event to take advantage of our many seminars, classes and demonstrations and, of course, to fish TFFC's ponds. Since 2000, we have added a quarter-mile-long fly-fishing stream, the new Conservation Center with additional presentation rooms, and a pavilion at Wetlands Pond #2.

That pavilion has made it possible to conduct Basic Fly Fishing classes during the event. Morning and afternoon three-hour classes will be held this year, limited to 25 students each. Participants will learn casting, knot tying, entomology as it pertains to fly-fishing, fly tying and essential equipment of fly-fishing. A Basic Fly Fishing Angler certificate and pin will be awarded at the conclusion. Rods, reels and flies will be furnished

so that participants can test their newly learned skills in the adjacent two-acre fly-fishing pond. Instructors will be members of the Dallas Flyfishers and Texas Freshwater Fisheries staff under the direction of Bill Sargeant.

In our Angler's Pavilion beside the fly-fishing pond, a roundtable of fly tiers from all over Texas will demonstrate their skills, and special tables of instructors will teach beginners to tie flies. About 16 seasoned fly-fishers and fishing guides will present one-hour presentations and teach classes on various subjects including how to choose and prepare equipment; fly-fishing strategies; and where to fly-fish in Texas.

Spending a day at Fly Fish Texas gives families the opportunity to get the feel of casting a fly rod, to catch trout, bream or bass in the ponds, to find and inspect aquatic insects that our fish thrive on, to watch fish take a fly in the water through a glass wall and to visit special vendor booths. Fly Fish Texas will start you on the road to exploring the wonderful art of fly-fishing in Texas.

*Dallas Flyfisher Lou Montanaro teaches the art of fly tying.*



# GULF COAST COUNCIL OF FEDERATION OF FLY FISHERS CONCLAVE YOUTH PROGRAM

INTRODUCTION TO THE BASICS OF FLY FISHING TO BEGIN A LIFETIME SPORT



**WHEN:** Saturday April 10th. 2010 from  
1:30 – 4:00 PM

**WHERE:** Convention and Civic Center, New  
Braunfels, TX.

**CONCLAVE YOUTH PROGRAM:** For youngsters,  
age 10 – 18 years. No charge to participants.

## WHAT YOU WILL LEARN

*Fly Tying* – Learn to tie a renowned classic  
fly pattern.

*Casting* – Learn to assemble the rod and its  
components for fishing. Learn the mechanics to  
making a 4-point cast.

*Knot Tying* – Learn to tie a number of basic knots.

*Aquatic Habitat* – Learn the importance of and  
to identify living aquatic insects as well as  
other organisms present in our Texas fresh  
water tributaries “ they are what fish feed on”.  
This unique session will be presented by Ms.  
Ann Miller the TPWD Aquatic Education  
Coordinator.

*Awards* – Following completion of the Class the  
participants will the TPWD Basic Fly Fishing  
Certificate, Pin, Fish Identification Card and  
other related course handouts.





# The Llano Bug

GUY HARRISON – Area Chief, Kerrville

The originator of this fly, Kevin Hutchison of the Austin Fly Fishers, says that it was “tied by committee.” It started out as a simple foam bug, but fellow anglers kept adding additional materials to it. Now, we have the true “Llano Bug.”

In our Hill Country streams and ponds, this imitation will take all species of bass and sunfish along with an occasional channel catfish from mid-May to mid-October. Since it is constructed primarily of foam, it will float until it is chewed almost beyond recognition (sans legs and all). In some situations, I add a trailing nymph tied to the bend of the hook. Tie it! Fish it! And you will become a convert, I assure you.

## MATERIALS

**Hook** – Mustad #3906B; size #10, 8, or 6

**Thread** – color to match the foam, but not necessary (any color will do)

**Overbody** – 2mm. closed cell foam (favorite colors are yellow, tan or dark brown) cut to twice the length of the shaft of the hook. The width should equal the gap of the hook. Cut one end of the foam strip in the shape of an arrowhead.


**Wings** – Deer body hair, usually natural color.

**Legs** – Rubber legs, various widths depending on hook size. Colors should match foam and can be left solid or marked with stripes.

**Antennae** – Rubber leg material. Thin in width.

## TYING INSTRUCTIONS

1. Lock the hook in the vise. Secure the thread with a jam-knot to the shaft of the hook slightly behind the eye.
2. Tie a thin rubber leg to both sides of the shaft of the hook with the legs pointing forward of the hook eye.
3. Spiral the thread in smooth wraps to the bend of the hook.
4. Tie on a strip of the 2mm. foam on top of the shaft by the tip of the arrow you fashioned at one end of the foam strip. The tip should be pointing toward the eye of the hook. The



length of the foam strip should be almost twice the length of the shaft of the hook.

5. Tie on the underbody at the bend of the hook over the foam tip and slightly forward of it. Spiral the thread in smooth wraps forward to one-eighth inch behind the eye.
6. Pull the strip of foam forward snugly to form the back of the bug and secure the foam strip to the shaft of the hook about one-eighth inch behind the eye.
7. Cut a small clump of deer hair and even the tips. Tie on the deer hair by the butts over the foam body with the tips even with the end of the body.
8. Fold the foam strip that is projecting forward of the hook eye back over the body and secure it with thread wraps.
9. From a band of rubber legs select two legs of two or three thicknesses and twice the length of the shaft of the hook. Tie a leg on each side of the body with two loose wraps; position legs as desired, then secure them firmly to the body.
10. Use a bodkin to separate the front legs into thin individual legs on the each side.
11. Apply head cement generously to thread wrappings.
12. If desired, create an eye on each side of the head using a Sharpie pen or acrylic paint.
13. Your Llano Bug is now ready to go fishing.

## A Very Nice Contribution

Texas Flyfishers holds a Redfish Rodeo each year and has been doing so for the past 23 years. This popular event, held in Rockport, drew fly fishers from as far as Oklahoma who braved the elements and turned in some impressive catches. With goals of promoting catch-and-release fly fishing and donating to conservation-minded organizations, the Redfish Rodeo is an example of how anglers can give back to the sport.

This year, Texas Flyfishers chose our Angler Education program as the recipient of a donation from the Rodeo. We send a warm and hearty thanks to Chris Sumers, David Lemke and the Texas Flyfishers for their generous donation. Our plans are to use those funds to equip youth, ages 10 to 18, who might not be able to afford fly fishing equipment, with their first basic fly rod and reel. Please watch for more information about this special offer that will be made available to youth who attend one of our youth fly fishing programs in 2010.

## Top L.U.R.E.S. of 2009

These special volunteers have received our "Top L.U.R.E.S." award for volunteering over 100 hours in 2009. L.U.R.E.S. stands for *Loyalty Unequaled Remarkable Enthusiastic Service*. Through this small recognition of their very generous contributions, we want these volunteers to know they have our deepest appreciation.



### 500+ HOURS:

STEARNS, HAROLD

EL PASO

### 200+ HOURS:

DURAN, GILBERT

AUSTIN

GARZA, WILLIE

AUSTIN

GERHARDT, ED

HOUSTON

MARTZ, KEITH

HIGHLAND VILLAGE

### 100+ HOURS:

ALMANZAR, RAUL

EL PASO

BROWN, JIMMY

SAN ANGELO

FLETCHER, KENNETH

SAN ANTONIO

FRANCO JR., JESUS

EL PASO

HOWES, MICHAEL

MCKINNEY

JANCO, MARY

MCKINNEY

MCKAY, MICHAEL

AUSTIN

MCLENDON, WALTER

LUFKIN

NEYES, DAVID

SPRING

TOMLINSON, JEFF

SHERMAN

WARD, IRPEL

EL PASO

# Hunt and Fish for Free-Forever!

Drawing will be held June 30, 2010.

Enter for a chance to win a Lifetime Super Combo License, giving you the right to hunt and fish in Texas without ever having to buy another license or stamp! Visit [www.tpwd.state.tx.us/lifetime](http://www.tpwd.state.tx.us/lifetime) for more information or to enter.

TEXAS PARKS AND WILDLIFE

## LIFETIME LICENSE

★ DRAWING ★

Entries can be purchased online or at any license retailer. Winners can keep the license or give it as a gift to family or friends in Texas. Only Texas residents are eligible to win.



# Save the Date!

**April 30 – May 2, 2010**

**(Friday evening – Sunday morning)**

## Annual Area Chief Meeting

**Parrie Haynes Ranch, Killeen, TX**



### What is an Angler Education area chief?

A goofy person who runs around trying to act like a fish!

Seriously, area chiefs are a small group of dedicated Angler Education (AED) instructors who have volunteered to help the Aquatic Education team recruit and train other AED instructors.

Area chiefs receive additional training that prepares them to hold instructor-training workshops and to support angler education in their communities. Area chiefs are exemplary in their ethics and their ability to represent Texas Parks and Wildlife Department in a positive manner.



### How can you become an AED area chief?

- Become trained as an AED Instructor.
- Demonstrate leadership in the training of youth in your area.
- Communicate your desire to become an AED area chief to TPWD Aquatic Education staff.
- Attend the annual area chief meeting.

### Other than Steve and Kevin kissing up to our volunteers, what really happens at an area chief meeting?

- Program updates and awards
- Informative guest speakers
- Advanced training opportunities
- Networking with others
- And squiggles, lots and lots of squiggles





# Teaching Advanced Fishing Workshops, Part 1 of 2

KEVIN CUNNINGHAM

**When someone tells the tale of their fantastic fishing trip, you can pretty much predict what happens next. You hear the echoing questions. ... Where did you catch 'em? What did you catch 'em on? When did you catch 'em? How did you catch 'em?**

These essential questions are at the heart of every angler's pursuit when hunting elusive schools of fish. Knowing the answers to these questions can make the difference between a good fishing day and a disappointing one. Therefore, they define the business we are in as Angler Education instructors.

While we should do our best to at least introduce these questions during the basic angler education workshop, we won't be able to cover them thoroughly for a beginner. The bulk of time in a basic course is spent equipping new anglers with the essential motor skills needed to go fishing—knot tying, casting and assembling basic tackle. We are able to delve into the questions above in only a superficial manner. So how should we address these questions?

Try organizing an intermediate or advanced workshop. Here, you can tailor your workshop specifically to address these questions however you like, based on your own personal interests or the needs of the target audience. Personally, I love teaching the advanced workshops for two reasons. First, teaching the basic workshops can get a little old, so it is a refreshing change. But, more importantly, I feel as though I am actually teaching people how to hunt or tactically fish more successfully. And that's fun!

To plan an intermediate or advanced workshop around the questions above, I suggest you plan from one of two perspectives.

**First, you can focus on a SPECIFIC SPECIES OF FISH.** For instance, if we did a workshop on fishing for largemouth bass we would key in on the questions by first looking at the fish's natural behavior.

For largemouth bass, we would begin by explaining that the fish is an ambush feeder honing in on movement while hiding in wait for prey to swim by. This immediately keys us in to the bass's preferred habitat—hanging around cover such as submerged trees, vegetation, rocks, ledges, drop-offs and cuts. We would explain how bass use these areas to ambush prey.

Next we can discuss the foods that bass eat (almost anything that moves) but specifically addressing prey as they relate to lures we use and, more importantly, the times of the year that those foods are available in that specific aquatic habitat (smaller minnows, larger minnows, crawfish, insect hatches, frogs, etc.). Time of year, time of

day and related weather changes will dictate water temperatures, which determine feeding pressure, habitat selection, spawning times, growth rates, and most importantly, lure retrieval and selection.

Finally, after learning this information, we tie it all together in an applicable way by focusing on a location—the “where” question. By choosing a specific lake or water body, we can equip our students with knowledge they can directly apply to catch fish whether it be a pond, lake, stream or river. Most of the time we would choose a place where that type of fishing has a high probability of success during the time of year we are teaching the class. If the class could be taught on-site that would be ideal, but this is not always possible or feasible.

**Another method is to focus on a SPECIFIC TYPE OF FISHING,** like using artificial lures, surf fishing or night fishing. By focusing on a specific type of fishing, you can broaden the range of fish species available to those inclusive to the type of fishing being covered. For example, artificial lures can be used to catch a wide range of fish. When fishing the surf you could use artificials or bait and catch a variety of species. You could still target specific fish in these scenarios but you would have a wider, less specific knowledge from which to draw.

Under this teaching scenario, we would still try to focus in on a specific location and cover the underwater habitat, seasonal weather fluctuations and movement of bait/prey items in and out of the system, but we would do so in a way that reflects a variety of fishing techniques for that area. Take surf fishing as an example. You can wade with smaller tackle throwing live or dead bait or artificials along the sand bars that run up and down the beach. Or, you can plant a big rod in the sand and use a kayak to take a large chunk bait way out past the third sand bar for bull reds and shark.

These two methods of teaching an advanced class address the basic questions, but each approaches those questions from a different angle. Both are equally successful.

---

Look for Part 2 of “Teaching an Advanced Fishing Workshop” in the Summer 2010 issue of *Reel Lines* in which Kevin reveals several hands-on activity ideas for teaching advanced fishing classes.



The Toyota Texas Bass Classic was a hit for experienced anglers, as well as those trying it out for the first time.

## Houston Area Regional Report

### Toyota Texas Bass Classic

This year the Bass Classic was moved from Lake Fork to Lake Conroe. In addition to the live musical performances (Julian Huff, Pat Green and Josh Turner) and the large exhibitor area, Texas Parks and Wildlife provided a number of Outdoor Adventure activities. Here, our Angler Education volunteers exhibited the *Take Me Fishing* trailer and led the Backyard Bass casting activity. Folks were able to enjoy climbing wall and archery activities, too. The Toyota Texas Bass Classic donated \$250,000 to Texas Parks and Wildlife to support the Neighborhood Fishin' program, the national Fish Art contest and to create interactive fishing display units for Angler Education. These museum-quality interactive displays will boost our presence at many outreach events just as our *Take Me Fishing* trailer has done.

### Fly Fishing in Force

On September 26, the Montgomery County Flyrodders hosted a beginner fly-fishing workshop at Meadowlake Park in The Woodlands. Although the class was limited to 24 students, we were able to include two on the waiting list plus two of the park security guards in the class. After learning to cast, tying a Wooly Bugger fly and relating the "bugs" in the pond to the flies used in fly-fishing, students tried their hand at catching some of the bass in the lake.

Thanks to the Montgomery County Flyrodders for sponsoring this class.

On October 24, the Sea Center Texas Fly Fishers held an introductory saltwater fly-fishing workshop for which the Bob Clouser Minnow Fly was the pattern of choice. After going through the class, participants had the opportunity go after the bull reds in the Sea Center's 8-acre water retention pond. Nice catches at the pond set the hook for those anglers. The Sea Center Texas Fly Fishers always do a superb job! Thanks!



### Pearland Kid Fish Fest

On Saturday, November 14, the City of Pearland held its annual Kid Fish Fest event. This is an outreach program designed to educate and provide hands-on fishing experiences to children.

Bass Pro Shops partnered with us on this event to provide educational demonstrations about fishing and conservation. The pond was generously stocked prior to fishing, increasing the children's odds of a memorable fishing experience. Over 2,500 people showed up this year for this free fishing event.



## Houston Area Regional Report, continued

### West Houston Fall Fishing Classic

The last big fishing event of the year fell on a Saturday, immediately following snow and freezing weather that Friday evening ... in Houston, of all places! The event included a basic fishing class in the morning followed by burgers for lunch, an advanced class in the afternoon focusing on trout and catfish, and a fishing tournament immediately following the advanced class. We had the pond stocked with 750 rainbow trout on Friday and had four game wardens on-site to encourage responsible fishing and to teach regulations during the two classes. The classes were almost full despite the near-freezing weather. This is a unique event because it was planned by Nick Christoffersen as his Eagle Scout service project under the supervision of our very own area chief, Tim Gebauer. Thanks to both of them for making this a fun and memorable cold weather fishing experience.

### Houston Area School Updates

Eastwood Academy joined the ranks of Houston ISD Fishing Program schools this year. Under the tutelage of Junior Anglers and Hunters of America, Eastwood students learned to fish and went on their first school fishing field trip.

Lanier Middle School continued the fishing program into its second year and is one of the few schools to plan their fishing curriculum and field trips in the fall semester. After a fine showing at Mary Jo Peckham Park in Katy, Lanier plans to host several more fishing field trips in the spring. Way to go, Lanier!

Katy ISD continues to lay plans and gear up for another spring of angler education and fishing events. Hutsell Elementary has already set a date of March 27 for their Take Me Fishing family fishing event. Several schools have also set up fishing field trips to Katy ISD's Outdoor Learning Center, which hosts a well-stocked catfish pond. In addition, on April 24, the Taylor High School Fishing Club will host the "Fishing for a Cure" Cancer Benefit Tournament at Mary Jo Peckham Park.

Thanks also to Karen Thornton, Mark Fobian and Thomas D'Andrea of Katy ISD for presenting our Angler Education program at the Texas Association of Health, Physical Education, Recreation, and Dance Conference in Arlington. They did an outstanding job of involving participants instead of lecturing to them about our program. Way to go, Katy team!

*Lanier Middle School students gear up.*







## North Texas Regional Report — First Annual North Texas Outdoor Expo

STEVE CAMPBELL

Throughout the morning, afternoon and well into the night of November 13, the Elm Fork Shooting Sports Club was a flurry of activity. This was the eve of our first North Texas Outdoor Expo, and the vehicles of various partners and volunteers were constantly streaming in and out of the grounds.

Then suddenly it was show time, 9 a.m., November 14, and we opened the gates to a flood of North Texans eager to experience new outdoor activities. After the smoke cleared and the last visitor had departed, over 4,000 people had squeezed a trigger, shot an arrow, cast a line, paddled a kayak and immersed themselves in new possibilities regarding how they might fill their leisure time in the future.

The story of our successful North Texas Outdoor Expo began less than four months before, when Robert Ramirez, Hunter Education specialist for North Texas, was charged with creating an Expo-like experience for this region. Our target date was set for mid-September to coincide with National Hunting and Fishing Week, but what venue could we use?

Enter Jeanie Almond of the Elm Fork Shooting Sports and Shellee Enfinger of Start Caring Wellness, two top-notch organizers. Within two weeks of initially approaching them, weekly planning meetings began. Partners like the Dallas Fly Fishers, Dallas Firearm Collectors and the Lone Star Bow Hunters, along with representatives of TPWD Inland Fisheries, Hunter Education, Angler Education, and Urban



Outreach, all took an active roll in preparing for this event. There were many other players, too many to list here, who contributed to the planning and execution of the project.

Corporate donations were received from the Dallas Safari Club, Bass Pro Shops, and Classic Chrysler Dodge Jeep Mazda. The donations of in-kind service provided by Elm Fork Shooting Sports were not only invaluable to the success of the Expo, but critical as well.

The Expo activities were organized into villages. There were villages for target shooting, archery, fishing, sporting dogs, water resource activities, nature activities, fitness and mountain biking. Spread out over approximately 10 acres, event attendees were able to stroll through these villages, participating in activities and enjoying the beautiful fall weather. Shuttles, manned by the Elm Fork Shooting Club staff, carried folks from one side of the area to activities on the other side, allowing families with small children to explore the entire show.

At the end of the day, as Expo sponsors wearily took down tents and put away their wares, plans were already being discussed to make next year's North Texas Outdoor Expo even bigger and more exciting.

North Texas Outdoor Expo will be back next year and, hopefully, for many, many years to come.

# Central Texas Regional Report —

KAREN MARKS

## Family Fishing Events

Two family fishing events took place this fall in Central Texas. The Fredericksburg Fly Fishing club hosted their sixth annual Oktoberfisch Fly Fishing Festival on the banks of the pristine South Llano River in Junction. Approximately 150 people attended the three-day event. In addition to the leisurely float trips, where many bass and sunfish were caught, short instructional sessions were held for both the novice and the experienced fly fisher, including fly tying, fly casting and aquatic entomology. The weather was perfect for fishing and camping, which made it all the more difficult for me to pack up and head back to Austin after a delicious steak dinner with such an enjoyable group of fishing compadres on Saturday evening.

On another beautiful October Saturday, several thousand people converged on the banks of the Colorado River for the third annual NatureFest held in historic Bastrop, just southeast of Austin. Activities included musical entertainment by Mr. Habitat (Bill Oliver), raptor and reptile shows, environmental education and nature activities, and recreational activities such as rock climbing, archery and paddling. On the fishing front, families were able to watch bass pros as they angled for the big one in the bass tank, and then try their own angling skills in TPWD's backyard bass pond. The *Take Me Fishing* interactive education trailer was on hand to introduce folks to fishing basics and aquatic stewardship.

## New Volunteers Forge Ahead

Central Texas staff and area chiefs, Tere Ramirez, Laurie Connally, Willie Garza, Gilbert Duran and Noel Rodriguez hosted four instructor workshops this fall, training 69 new instructors. Recent "grads" Dan and Jenn Hilliard are already planning to use their new skills. They will be offering an after-school fishing program for up to 15 lucky third-, fourth- and fifth-grade students in Taylor ISD. Beginning in January, a series of six lessons, each 45 minutes long, will be taught one afternoon each week. The final session will be a field trip to a local pond to go fishing! After-school programs can be a wonderful way to introduce youth to fishing since they often have more flexibility than programs held during the regular school day.





# UPCOMING EVENTS

For detailed information, go to  
[www.tpwd.state.tx.us/newsmedia/calendar/?calpage=a0210](http://www.tpwd.state.tx.us/newsmedia/calendar/?calpage=a0210)  
and [www.tpwd.state.tx.us/newsmedia/calendar/?calpage=a0208](http://www.tpwd.state.tx.us/newsmedia/calendar/?calpage=a0208)

## Texas Freshwater Fisheries Center

### January 9, February 13 and June 12

Bird and Nature Walk — Expect to see 25 or more different species as we explore our Interpretive Wetland Trail and other areas of the hatchery. You are welcome to bring binoculars and field guides.

### March 12-24

Fly Fish Texas — Fly fishers will converge on Athens for the tenth annual Fly Fish Texas event to share tips and techniques during seminars and hands-on demonstrations. Participants can tie flies, practice casting, and fish for bass, sunfish and rainbow trout in TFFC's ponds and streams.

### April 10

Outdoor Fools Day — Outdoor Fools Day is an annual event designed to acquaint East Texans with the outdoor resources

available for them to enjoy. Members of various divisions of Texas Parks and Wildlife Department, conservation organizations and outdoor-related businesses will have displays and conduct hands-on activities that teach outdoor skills such as archery, camping, kayaking, Dutch oven cooking and fishing.

### May 8

Cinco de Mayo — Athens will celebrate Cinco de Mayo at the Texas Freshwater Fisheries Center May 2 with food, music, dancing and outdoor activities, in addition to the normal TFFC activities such as fishing, tram rides and dive-show presentations.

### June 5

National Fishing Day — Celebrate the start of the summer fishing season June 7 with free food, a fishing contest, and free admission for children ages 12 and under.

## Sea Center Texas

### February 27 10 a.m. to 3 p.m.

Nature Day — This fun family event will offer a variety of educational programs and activities that introduce children to the wonders of nature. Walk-through exhibits, activities and crafts will be offered by various nature-based organizations.

### February 27 1 p.m. to 3 p.m.

Nature Day Youth Fishing

### June 5 8 a.m. until 10 a.m.

National Fishing Day Youth Fishing — Catch-and-release fishing at our marine fish hatchery and visitor education center. This event is available to guests 16 years old and younger accompanied by an adult. Anglers must bring their own gear and bait with barbless hooks. No artificial bait or treble hooks. Volunteers and staff will be on hand to assist first-time anglers.

## Texas State-Fish Art Contest

Open to all Texas students in grades 4 to 12  
Cash prizes for student winners  
National recognition

**Entry Deadline:** March 31

**Send Texas Entries to:**

Texas State-Fish Art Contest  
c/o Texas Freshwater Fisheries Center  
5550 F.M. 2495, Athens, TX 75752

**For rules and regulations visit:** [www.tpwd.state.tx.us/fishart](http://www.tpwd.state.tx.us/fishart)

Sponsored by Texas Parks and Wildlife Department, Wildlife Forever,  
Toyota Texas Bass Classic and Texas Freshwater Fisheries Center







## VOLUNTEER OPPORTUNITIES



Learn • to • Fish Events at Texas State Parks



### Go Fish! Events at Texas State Parks

Volunteers are needed to help teach fishing to young and old at these events. For event dates (there will be over 50 events) and contact information for the event coordinators, check our Web site at:

[www.tpwd.state.tx.us/newsmedia/calendar/?calpage=a0210](http://www.tpwd.state.tx.us/newsmedia/calendar/?calpage=a0210)

### Life's Better Outside Events

Volunteers are needed to guide folks doing the "Take Me Fishing Challenge," to teach casting to kids and to help with other introductory outdoor activities. To volunteer, contact Trey Hamlett at (512) 389-4361 or [Trey.hamlett@tpwd.state.tx.us](mailto:Trey.hamlett@tpwd.state.tx.us)

#### February 20 & 21

San Antonio Stock Show and Rodeo

#### March 6 & 7

Houston Livestock Show and Rodeo

#### April 24 & 25

Buc Days at Corpus Christi

#### June 5 & 6

AlleyFest, Longview

# Welcome, New Instructors!

## July-December, 2009

We encourage you to team up to teach. It's fun, easier, and a great way to support each other.

Call the Austin office for contact information if you would like to team up with one of these new instructors.

If we have accidentally left someone off, please let us know.

BRAZOS CONDRA	ABILENE	ANNIE BECKLOFF	DENISON	JAMES BARTON	GILMER
TONI BENJAMIN	ARGYLE	GARY HAYDEN	DENTON	THOMAS (TOM) POINDEXTER	GRAND PRAIRIE
RICKY ALBUS	ARLINGTON	GREGORY MOUSER	DENTON	SHANNON SULLIVAN	GRAND PRAIRIE
RAMON (RAY) CARTIER	ARLINGTON	AMANDA GARCIA	EDINBURG	BRENDA EWING	GRAPEVINE
EMILIE MARTEY	ARLINGTON	RICARDO LEAL III	EDINBURG	CURTIS WATSON	GRAPEVINE
CASEY THOMPSON	ARLINGTON	CINDY BAKER	EDNA	DEATRICH WISE	GRAPEVINE
RICHARD DODSON	AUBREY	DEREK ACOSTA	EL PASO	KEVIN REICH	HALE CENTER
MATTHEW BRADSHAW	AUSTIN	JULIAN ACOSTA	EL PASO	FREDI FRANKI	HIGHLAND
KERRY CAMPBELL	AUSTIN	ROINA BAQUERA-SHAW	EL PASO		HAVEN
DAVID CASHWELL	AUSTIN	FERNANDO BARRAZA	EL PASO	SHERLYN ALEXANDER	HOUSTON
ANN CLIFT	AUSTIN	JAVIER BAUTISTA	EL PASO	VERA BROUSSARD	HOUSTON
ZACHARY DUNNAM	AUSTIN	RONALDO BRIONES	EL PASO	MARY BROWN	HOUSTON
JESSICA DURANT	AUSTIN	AARON CAMACHO	EL PASO	RECO BROWN	HOUSTON
EMILY KELLER	AUSTIN	VALERIE CHAVEZ	EL PASO	RICHARD CHANDLER	HOUSTON
AUBREY LEE	AUSTIN	ZACHARY CHILSON	EL PASO	HO-LING CHEN	HOUSTON
CHRIS LEHMAN	AUSTIN	STEVEN CORTEZ	EL PASO	ALEJANDRO CORTES	HOUSTON
KATHRYN LIPINSKI	AUSTIN	JESUS COTILLA	EL PASO	CHRISTINA CROCKETT	HOUSTON
KEITH MELROSE	AUSTIN	SIOBHIAN CRAIN	EL PASO	JOSEPH DANZER	HOUSTON
ALYSSA MILLER	AUSTIN	FELIPE DELGADILLO	EL PASO	DESTINEE FRANKLIN	HOUSTON
CARRIE MORTON	AUSTIN	JULIE DIAL	EL PASO	DREW FRIESON	HOUSTON
PATRICIA PATTERSON	AUSTIN	STEPHANIE DUTCHOVER	EL PASO	CAROLYN GRIMBLE	HOUSTON
DEBORAH PETERSEN	AUSTIN	KATHLEEN FELTNER	EL PASO	JOLIE HICKS	HOUSTON
EMMA PETT	AUSTIN	CHRIS GARCIA	EL PASO	RAY HICKS	HOUSTON
AMY PICKHARDT	AUSTIN	AFTON KUTZMAN	EL PASO	AARON JOHNSON	HOUSTON
ADAM PIRTLE	AUSTIN	ALBERTO MARIN	EL PASO	MARCELIO JULIAN	HOUSTON
JANEL POON	AUSTIN	GRACIELA MEDINA	EL PASO	WILLIE KELLEY	HOUSTON
SHAWN RIGGS	AUSTIN	JUSTIN MORTON	EL PASO	ANN KING	HOUSTON
JAKE SHERMAN	AUSTIN	JESUS PADILLA	EL PASO	HENRY KING	HOUSTON
DANIELLE SLABAUGH	AUSTIN	ISRAEL PENIA	EL PASO	KENNETH LEWIS	HOUSTON
JEREMY SLIVNICK	AUSTIN	LAUREN RODRIGUEZ	EL PASO	MAUREEN MADDEN	HOUSTON
AMANDA STRAHLE	AUSTIN	MATTHEW ROSS	EL PASO	RICHARD MASON	HOUSTON
WILLIAM TROY	AUSTIN	YVONNE SANCHEZ	EL PASO	DEBRA MELROSE-SPIVEY	HOUSTON
JORDAN WADE	AUSTIN	ANTHONY TARQUIN	EL PASO	MICHAEL MOHNKERN	HOUSTON
MARY WALLIS	AUSTIN	SHANE TROXLER	EL PASO	JAMES PAVLOUSKY	HOUSTON
RICHARD TREECE	BANDERA	RYAN QUILLEN	ELECTRA	TREMEL PRUDHOMME	HOUSTON
CLIVE ALDONZA	BAYTOWN	CHRISTOPHER HURTADO	ELMENDORF	JASON RADLOFF	HOUSTON
BILL OAKS	BAYTOWN	DANIEL PRICE	ENNIS	NANCY RAMSEY	HOUSTON
DAVID RYON	BEDFORD	BRADFORD SYLVE	EULESS	CHARLOTTE REESE	HOUSTON
JOHN COLEMAN	BENBROOK	PATRICIA SYLVE	EULESS	CHARLEY RICHARD	HOUSTON
RICKY COTTO	BENBROOK	DONALD REED	FORESTBURG	LISA ROBINS	HOUSTON
WILLIAM HUTSON	BERTRAM	JOHN CREEL	FORT WORTH	M RODRIGUEZ	HOUSTON
SARA RIPLEY	BLUM	ERNEST CUELLAR	FORT WORTH	PATRICIA SEGLER	HOUSTON
MONTY MOELLER	BOWIE	JOURDAN EWING	FORT WORTH	DANIEL SEITZ	HOUSTON
CRYSTAL DAHLQUIST	BRENNHAM	MARIA GARZA	FORT WORTH	EZEKIEL SMITH	HOUSTON
LEE KINARD	BURNET	LAUREN GUSTARTIS	FORT WORTH	HENRY SOLIS	HOUSTON
CHRISTEN MOTZ	CEDAR PARK	DEREK HIXON	FORT WORTH	EVAN THOMPSON	HOUSTON
KEFLYN WILRIDGE	CLEVELAND	CANDACE MCCARTY	FORT WORTH	RODRICK WILBORN	HOUSTON
MICHAEL WILLIAMSON	COLLEGE	CIRILO PEDROZA	FORT WORTH	WILLIAM WOOLEY	HOUSTON
	STATION	DAVID SIROIS	FORT WORTH	DEBORAH DEWAAL	HUMBLE
	CONROE	VERSIE TAYLOR	FORT WORTH	THOMASINA GATSON	HUMBLE
LON GOODRUM	CONROE	JENNIFER CAMPOS	GATESVILLE	BRENT GUATZIG	HUMBLE
TAD STRICKER	CONROE	ANN EVANS	GEORGETOWN	KRISTOPHER RIVES	HUMBLE
TODD VETTER	CORPUS CHRISTI	DAN HILLIARD	GEORGETOWN	SHARON SANDERS	HUMBLE
ROBERT AGUILAR	CYPRESS	JENNIFER HILLIARD	GEORGETOWN	ROSE CONTRERAS	HURST
JEFFREY AKERS	DEER PARK				

JOE O'DELL	IRVING
GEORGE STREETER	IRVING
SHARYL ARAM	KATY
DONNA BORRETT	KATY
LINDSAY BUTLER	KATY
LUANNA COINDREAU	KATY
PATRICIA CORREA	KATY
SHERYL DAUCHY	KATY
CARMEN DIAZ	KATY
ELSY DIAZ	KATY
LUZ DIAZ	KATY
CLAUDIA FERRELL	KATY
MAGDALENA FIGUEROA	KATY
ZAHELY FLAMENCO	KATY
PATSY FLUECKIGER	KATY
REBECCA FOX	KATY
MELINDA HAHN	KATY
KAYTIE JOHNSTON	KATY
MARIA JURCA	KATY
MARIA LACKEY	KATY
FRANCISCA LAREDO	KATY
SARA MARKLE	KATY
DEANNA MUNIZ	KATY
NUBIA PENA	KATY
DORIS RAMOS	KATY
ALMA RUSSELL	KATY
CARRIE SADLER	KATY
ELDA SUAREZ	KATY
XIMENA VALDERRAMA	KATY
TOBIAS WHITMAN	KATY
JON YOUNGBLOOD	KELLER
DAVID HARTSHORN	KILLEEN
PHILIP WYDE	KINGSLAND
ARISTIDES GARCIA	KINGWOOD
CHARLES KOENEN	KYLE
REBECCA CASEY	LAKE WORTH
MARK BICKHAM	LIVINGSTON
CANDICE COZART	LIVINGSTON
LAUREN EDMONDS	LIVINGSTON
SUSAN GAUDIN	LIVINGSTON
GREGORY JACKS	LIVINGSTON
HERSCHEL LESTER	LIVINGSTON
STEVIE MOORE	LIVINGSTON
JOSEPH PETERSON	LIVINGSTON
SALLY SMITH	LIVINGSTON
DESIREE SUTTON	LIVINGSTON
STEPHEN PEIKERT	LUFKIN
JERRY TINKLE	MANSFIELD
DOUGLAS MEYER	MERCEDES
KERRY LEMON	NACOGDOCHES
BRENT KIEFER	NAPLES
BARBARA "SUGAR" FERRIS	NEW
	BRAUNFELS
ROBERT BULLOCK	NEWCASTLE
V WOMACK	NOCONA
ROBERT RENEAU	NORTH
	RICHLAND HILLS
MICHAEL FOTHERGILL	ONALASKA
JAMES JANACEK	PALACIOS
DAN RAMSEY	PATTONVILLE
JOHN GRAF	PLANO
MATTHEW SMITHSON	PORTER

ASHLEY FREY	POTTSBORO
JOSHUA DEAN	QUITAQUE
KAREN LANIER	QUITAQUE
REBECCA MILLER	QUITAQUE
SHAWN BOLES	RANGER
ANN SCOTT	RED ROCK
GLYNN WILSON	RHOME
JACQUELINE SMITH	RICHARDSON
MARLENE URIBE	RICHMOND
KODY HERGERT	ROCKWALL
KENNETH SCHNEIDER	ROGERS
MEGAN PUMPHREY	ROUND ROCK
ROBERT SCHULTZ	ROUND ROCK
THOMAS GUIDRY	RUSK
MODONNA BROWN	SAN ANTONIO
CHRISTOPHER CEVALLOS	SAN ANTONIO
DORA ELLISON	SAN ANTONIO
ROCKY GARCIA	SAN ANTONIO
ASHLEY GREEN	SAN ANTONIO
STACY HARRIS	SAN ANTONIO
BEN HERRERA	SAN ANTONIO
DIANA JUAREZ	SAN ANTONIO
MARIA KUYKENDALL	SAN ANTONIO
TOMMIE LEE	SAN ANTONIO
ROBERTA MARTINEZ	SAN ANTONIO
MAURICE PEREZ	SAN ANTONIO
ROBERT SALCIDO	SAN ANTONIO
STEPHANIE SANCHEZ	SAN ANTONIO
ROSELL SMITH	SAN ANTONIO

AUDREY THOMPSON	SAN ANTONIO
ALICIA VILLANUEVA	SAN ANTONIO
TIMOTHY WATSON	SAN ANTONIO
STANLEY WILSON	SAN ANTONIO
DAMON CATCHING	SEABROOK
BARBARA CRAYNE	SEALY
NATHAN PAGE	SEGUIN
KATRINA THORNTON	SHEPHERD
NATHAN WIECK	SHERMAN
NATHAN BLACKBOURN	SPRING
CHRISTOPHER GRASTY	SPRING
HERMAN HOPSON	SPRING
RAY JOHNSON	SPRING
THOMAS JOHNSON	SPRING
THERESA LUCHER	SPRING
RALPH MEAD	SPRING
KENNETH MERCER	SPRING
LEA NGUYEN	SPRING
DENNIS SCHWARTZ	SPRING
JIMMY SCALF	TEXAS CITY
ASHLEY MURDOCK	THE COLONY
JAMES BRANCH	THE
	WOODLANDS
ROBERT SMITH, JR.	THICKET
WALTER DUKES	TOMBALL
JOSHUA SHOMBERG	TOMBALL
STEVEN BUCHOLTZ	WATAUGA
JEANNETTE GARCIA	WATAUGA
KATHERINE CRIPPENS	WOODVILLE

