

Visit www.tpwd.texas.gov/outdoor-annual
for the most current regulations.

Other info: www.texasstateparks.org

GOOSE ISLAND STATE PARK

202 S. Palmetto St. · Rockport, TX 78382-7965
(361) 729-2858



Life's better outside.®

Local Emergency: Call 911

Where to Fish: Park features one fishing pier, otherwise shoreline access, wade fishing and fishing from boat.

Licenses and Restrictions: A fishing license is not required of anyone who fishes from the pier or shoreline inside a state park. License requirements must be observed if you fish from a boat.

HARVEST REGULATIONS

SPECIES	DAILY BAG LIMIT	LENGTH: MIN-MAX
Catfish: gafftopsail	No Limit	Min: 14" – Max: No Limit
Drum: black	5	Min: 14" – Max: 30" ^a
Drum: red	3	Min: 20" – Max: 28" ^b
Flounder: all species, hybrids and subspecies	5/2 ^c	Min: 14" – Max: No Limit
Mullet: all species, hybrids and subspecies	No Limit	Max: 12" ^d
Seatroun: spotted	5	Min: 15" – Max: 25" ^e
Shark: Atlantic sharpnose, Blacktip, Bonnethead	1 ^f	Min: 24" – Max: No Limit
Shark: Other allowable species (not prohibited) ^f		Min: 64" – Max: No Limit
Sheepshead	5	Min: 15" – Max: No Limit
Snook	1	Min: 24" – Max: 28"
Tarpon	1	Min: 85" – Max: No Limit


All other fish: statewide bag and length limits apply.

- a No more than one black drum over 52 inches may be retained per person per day. This fish counts as part of the daily bag and possession limit.
- b During a license year, one red drum over the stated maximum length limit may be kept with a properly completed Red Drum Tag attached and one red drum over the stated maximum length limit may be kept with a properly completed Bonus Red Drum Tag. Any fish retained under authority of a Red Drum Tag or a Bonus Red Drum Tag is in addition to the daily bag and possession limit.
- c Daily bag and possession limit is 5 fish except November 1 – December 14, when limit is 2 fish. From November 1-30, flounder may be taken only by pole and line (no gigging).
- d Mullet 12" or greater may not be taken from public waters or possessed on board a boat from October through January.
- e No more than one spotted seatrout over the maximum length limit may be kept per person per day. This fish counts as part of the daily bag and possession limit.
- f Special Regulation: the daily bag limit is 1 fish for all allowable shark species INCLUDING Atlantic sharpnose, blacktip and bonnethead.
Prohibited shark species: Atlantic angel, Basking, Bigeye sand tiger, Bigeye sixgill, Bigeye thresher, Bignose, Caribbean reef, Caribbean sharpnose, Dusky, Galapagos, Longfin mako, Narrowtooth, Night, Sandbar, Sand tiger, Sevengill, Silky, Sixgill, Smalltail, Whale, White.

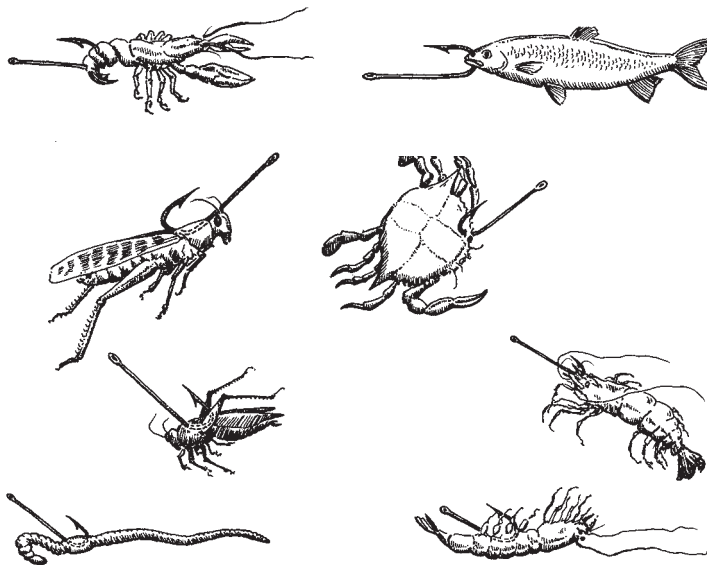
HANDY FISHING BASICS

HOW TO TIE A FISHING KNOT

The palomar knot is very strong and easy to tie.



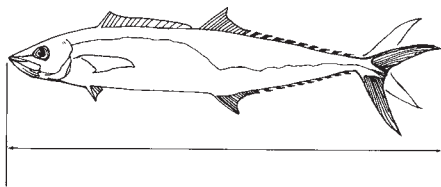
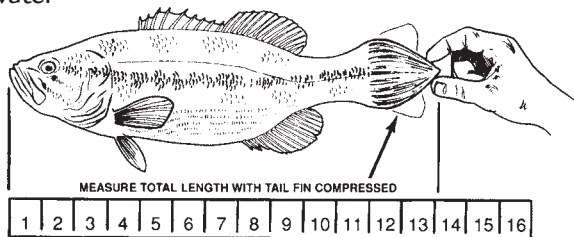
NATURAL BAIT HOOK PLACEMENT



HOW TO MEASURE FISH

Pinch the tail together and take the longest measurement from nose to tail.

Freshwater fish



Saltwater fish

TIPS FOR RELEASING FISH SAFELY

1. For safety for you and a quick release of fish, mash down the barb of the hook with pliers.
2. Quickly play and release fish as soon as possible (take photos quickly).
3. Remove hook with pliers or cut line if the hook has been swallowed.
4. Gently place fish back into water.
5. Revive fish by holding upright in water and facing it into the current, gently forcing water through gills.
6. If you don't intend to eat the fish, **NEVER** place it on a stringer.

FISHING ETHICS

Before doing anything, ask yourself the following questions:

- *Is it legal?*
- *Would it be good if everyone did it?*
- *Would it make you proud?*

Ethical behavior is more than just following the fishing regulations. Ethical people go beyond what laws require and demonstrate good judgment and behavior for everyone – even if no one sees you do something ethical.

Ethical behavior includes picking up trash around the area you have been fishing, calmly and politely explaining to others if they are breaking fishing regulations, and respecting the rights of other anglers and those that use the water in other ways.

SAFETY

- Wear a hat, sunglasses and sunscreen to protect your head, eyes and skin.
- Use insect repellent – but keep off hands, as you will be handling bait and live fish.
- Look behind you before each cast to avoid hooking someone or getting caught in a tree (practice casting before you go fishing).
- Bring plenty of drinking water to prevent dehydration; soft drinks encourage dehydration.
- Wear a life jacket if you cannot swim or you are uncomfortable around the water. Supervise young children: it only takes a second for them to slip under the surface. Kids under 13 must wear life jackets if fishing from a boat.