

Visit www.tpwd.texas.gov/outdoor-annual
for the most current regulations.

Other info: www.texasstateparks.org

BRAZOS BEND STATE PARK

21901 F.M. 762 · Needville, TX 77461
(979) 553-5101



Life's better outside.®

Local Emergency: During business hours call Park Headquarters;
AFTER hours call (979) 553-5101, ext 8 or 911.

Where to Fish: The park has three lakes for fishing – Hale, Forty Acre and New Horseshoe. A fishing pier is located at Hale Lake. New Horseshoe Lake features ample shore-line access. Bank fishing is available along Big Creek at selected locations.

Licenses and Restrictions: A fishing license is not required to fish within the boundaries of a state park. When fishing from a pier or other man-made structure within a state park, there is a limit of two fishing poles per person. NOTE: There is no boating at Brazos Bend State Park.

HARVEST REGULATIONS

SPECIES	DAILY BAG LIMIT	LENGTH: MIN-MAX
Bass: largemouth	5	Min: 14" – Max: No Limit
Catfish: channel, blue and hybrids	5 (in any combination)	No Limit
Catfish: flathead	5	Min: 18" – Max: No Limit
Crappie: white	25 (in any combination)	Min: 10" – Max: No Limit
Sunfish	No Limit	No Limit
Drum: freshwater	No Limit	No Limit
Buffalo	No Limit	No Limit
Carp	No Limit	No Limit


All other fish: statewide bag and length limits apply.

FISHING OPPORTUNITIES	SPECIES	POOR	FAIR	GOOD	EXCELLENT
	Largemouth Bass				🐟
Catfish				🐟	
Crappie			🐟		
White Bass			🐟		
Sunfish				🐟	

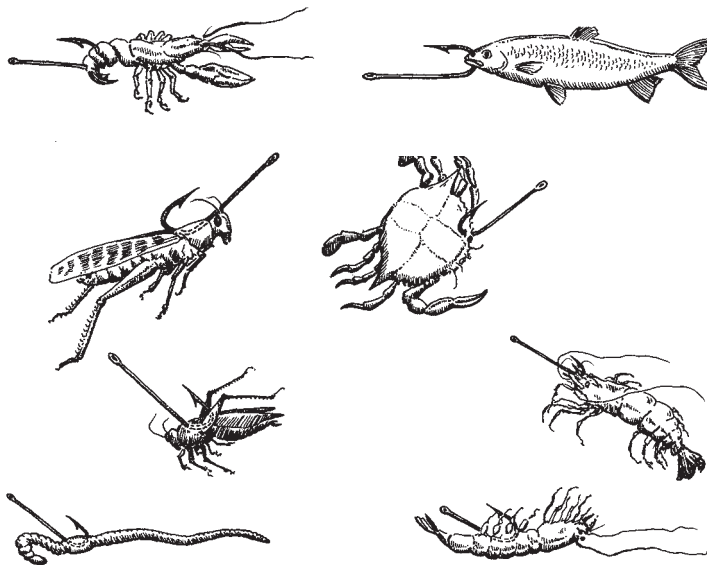
HANDY FISHING BASICS

HOW TO TIE A FISHING KNOT

The palomar knot is very strong and easy to tie.



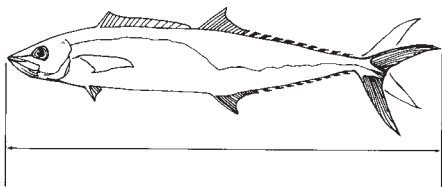
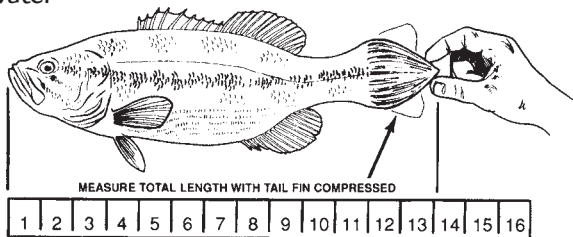
NATURAL BAIT HOOK PLACEMENT



HOW TO MEASURE FISH

Pinch the tail together and take the longest measurement from nose to tail.

Freshwater fish



Saltwater fish

TIPS FOR RELEASING FISH SAFELY

1. For safety for you and a quick release of fish, mash down the barb of the hook with pliers.
2. Quickly play and release fish as soon as possible (take photos quickly).
3. Remove hook with pliers or cut line if the hook has been swallowed.
4. Gently place fish back into water.
5. Revive fish by holding upright in water and facing it into the current, gently forcing water through gills.
6. If you don't intend to eat the fish, **NEVER** place it on a stringer.

SAFETY

- Wear a hat, sunglasses and sunscreen to protect your head, eyes and skin.
- Use insect repellent – but keep off hands, as you will be handling bait and live fish.
- Look behind you before each cast to avoid hooking someone or getting caught in a tree (practice casting before you go fishing).
- Bring plenty of drinking water to prevent dehydration; soft drinks encourage dehydration.
- Wear a life jacket if you cannot swim or you are uncomfortable around the water. Supervise young children: it only takes a second for them to slip under the surface. Kids under 13 must wear life jackets if fishing from a boat.

FISHING ETHICS

Before doing anything, ask yourself the following questions:

- *Is it legal?*
- *Would it be good if everyone did it?*
- *Would it make you proud?*

Ethical behavior is more than just following the fishing regulations. Ethical people go beyond what laws require and demonstrate good judgment and behavior for everyone – even if no one sees you do something ethical.

Ethical behavior includes picking up trash around the area you have been fishing, calmly and politely explaining to others if they are breaking fishing regulations, and respecting the rights of other anglers and those that use the water in other ways.