

Texas Cowbird Trapping Report for 2008

Texas Parks and Wildlife Department
Private Lands and Habitat Program

Texas Cowbird Report for 2008 Trapping Season

Report Summary

Enclosed are data presented for cowbirds trapped and dispatched during the 2008 trapping season. A total of 94 trappers, using 145 traps, trapped and dispatched a total of 22,252 cowbirds in Texas for the following 28 counties from February 24th – June 20th. The official trapping season spans the 14 weeks from March 1st to May 31st:

Bandera	Coryell	Hays	Menard
Bastrop	De Witt	Kendall	Palo Pinto
Bell	Edwards	Kerr	San Saba
Blanco	Fayette	Kimble	Terrell
Burnet	Gillespie	Lampasas	Travis
Comal	Guadalupe	Lee	Victoria
Comanche	Hamilton	Llano	Williamson

Trappers per county

Most, but not all of the 94 trappers reside in the same county in which they trap. Also, some trappers have more than one trap. Since not all trappers live in the same county where they trap, the number of traps per county (not the number of trappers per county) is recorded in this report.

Traps per county

Of a total of 145 traps used in Texas in 2008, each county had the following number of active traps:

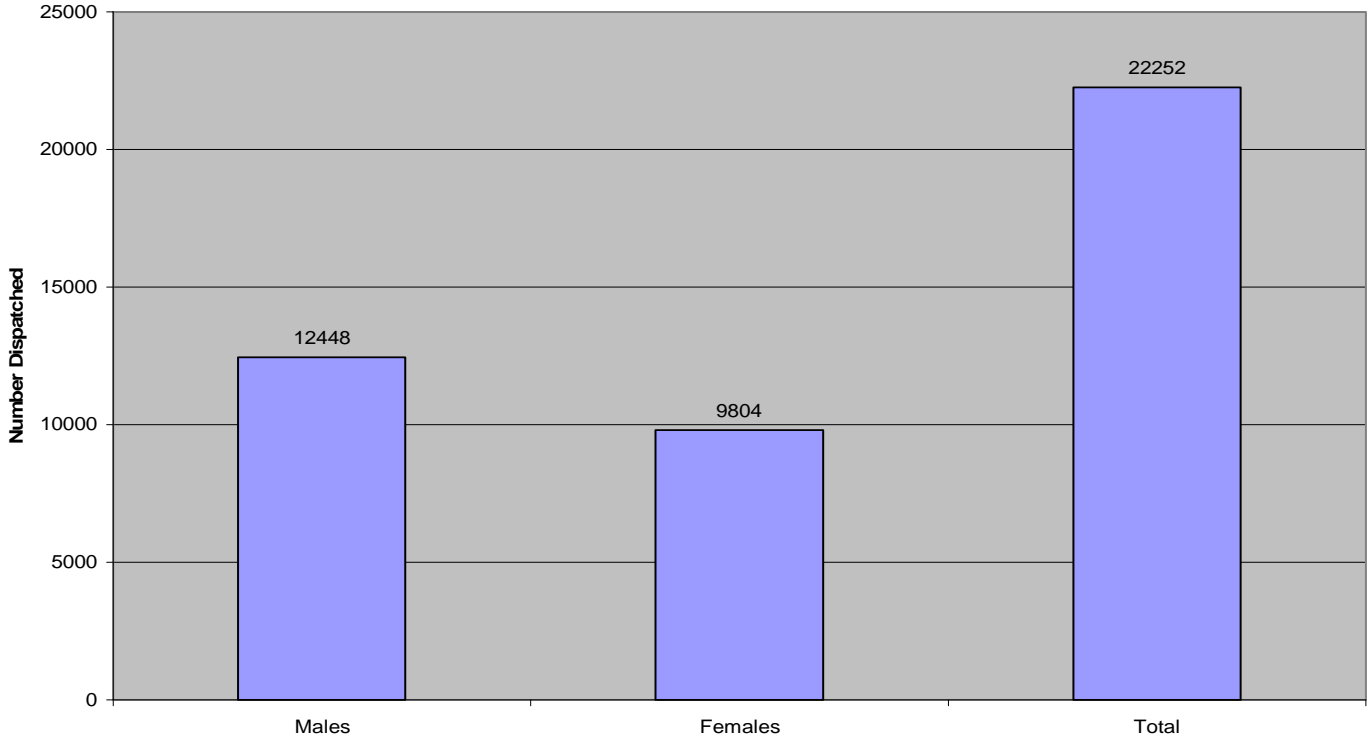
Bandera	2	Coryell	33	Hays	4	Menard	2
Bastrop	1	DeWitt	2	Kendall	11	Palo Pinto	1
Bell	1	Edwards	1	Kerr	14	San Saba	1
Blanco	6	Fayette	3	Kimble	4	Terrell	1
Burnet	19	Gillespie	9	Lampasas	2	Travis	6
Comal	1	Guadalupe	1	Lee	1	Victoria	1
Comanche	1	Hamilton	2	Llano	6	Williamson	3

Charts and Graphs

The following graphs and charts show the data from the 2008 trapping season.

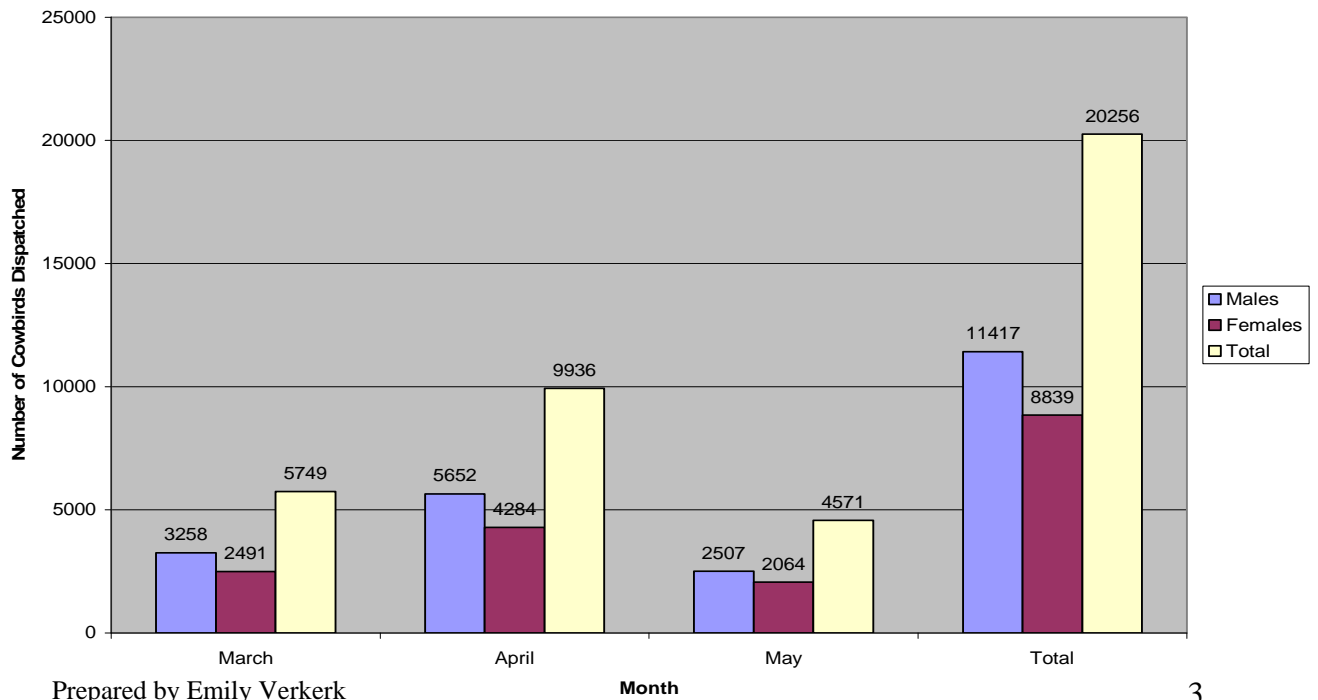
Total Cowbirds Dispatched Statewide

Total Dispatched Cowbirds Statewide During 2008 Trapping Season



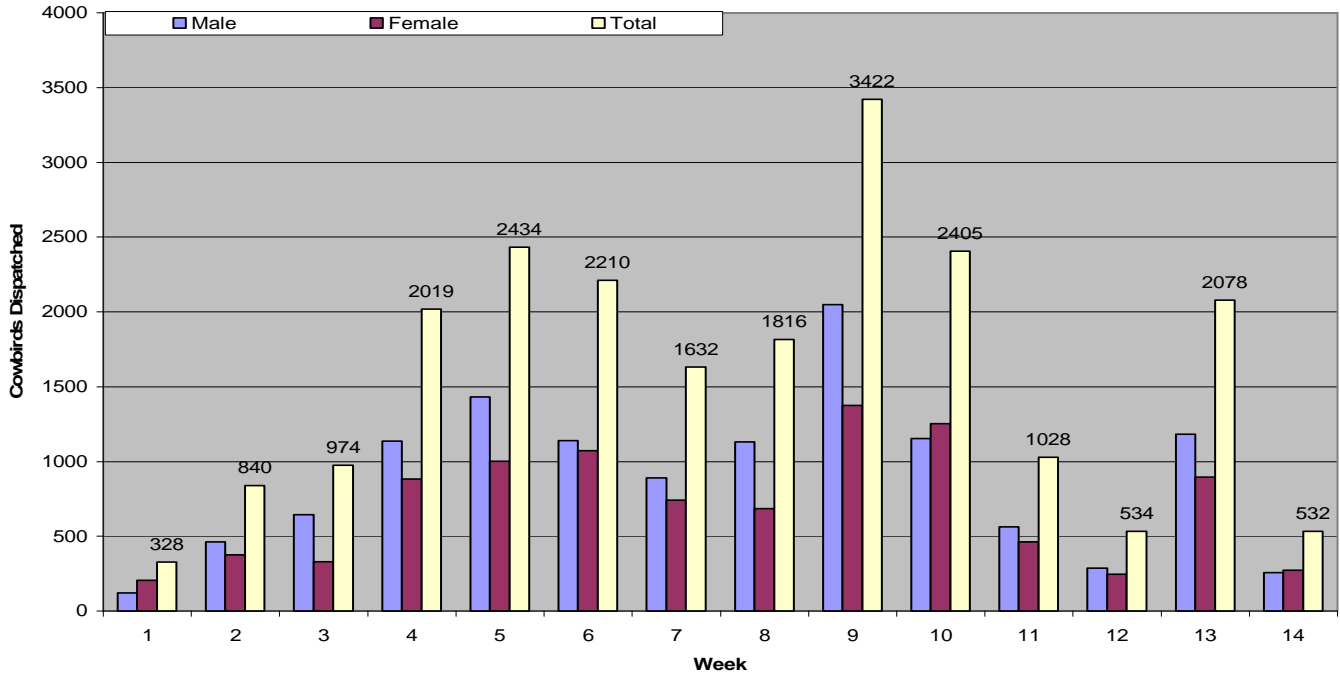
Total Cowbirds Dispatched per Month Statewide

Number Dispatched Cowbirds Per Month During 2008 Trapping Season



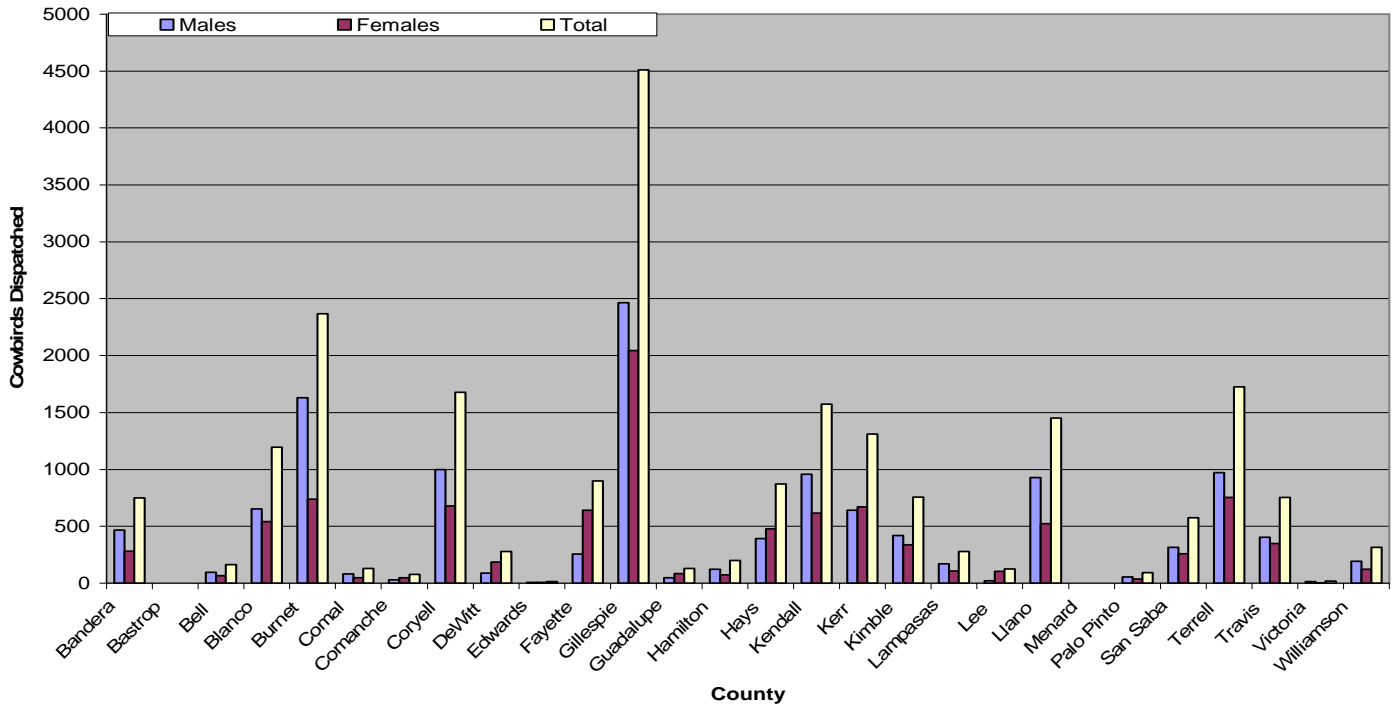
Total Cowbirds Dispatched per Week Statewide

Total Dispatched Cowbirds Statewide per Week



Total Cowbirds Dispatched per County

Total Cowbirds Dispatched per County

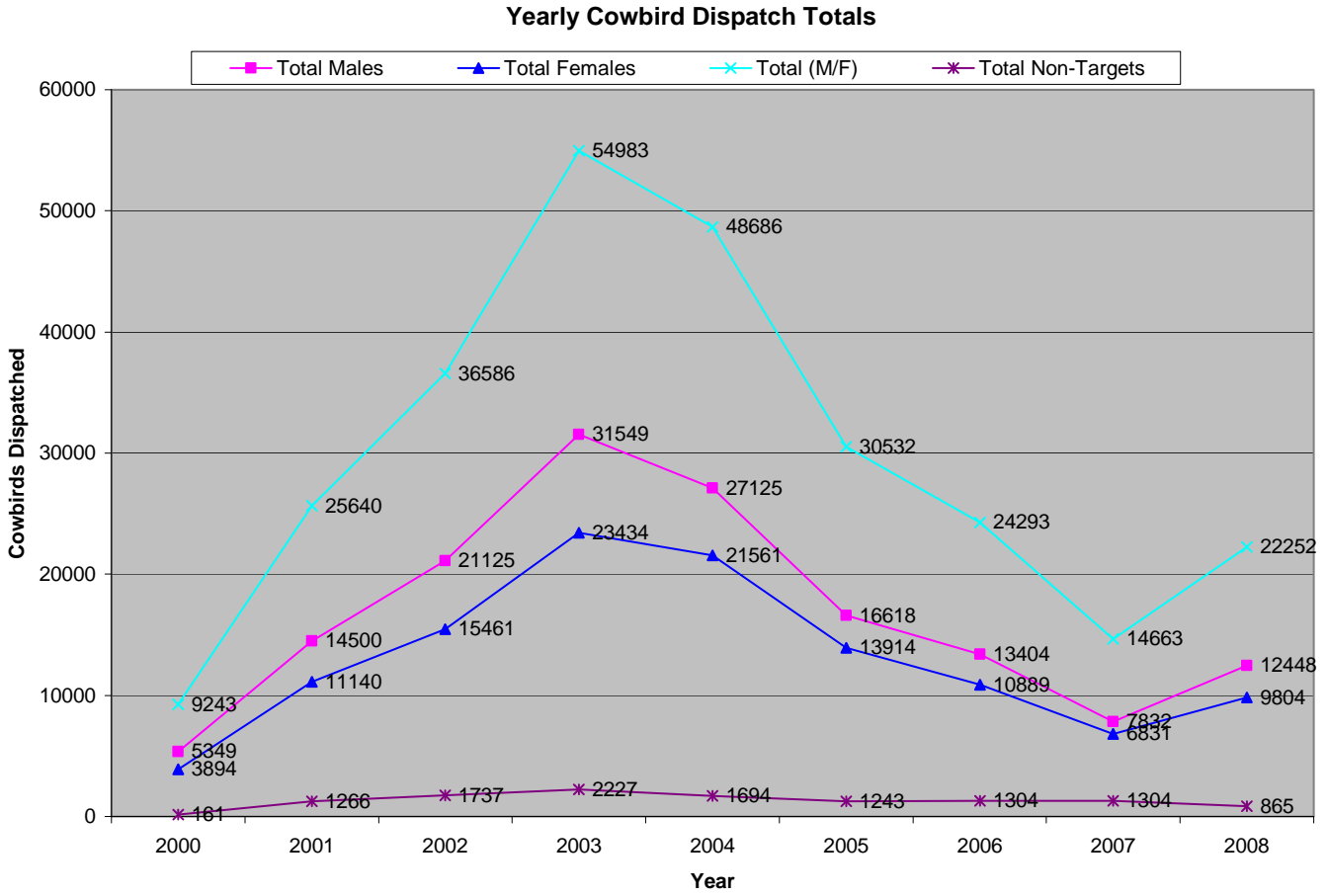


Weekly Counts and Totals of Dispatched Cowbirds per County

County	Total	Trapping Week													
		1	2	3	4	5	6	7	8	9	10	11	12	13	14
Bandera	750	0	0	0	0	94	0	2	262	160	114	2	0	116	0
Bastrop	1	0	0	0	0	0	0	0	1	0	0	0	0	0	0
Bell	162	11	50	0	0	53	48	0	0	0	0	0	0	0	0
Blanco	1196	0	3	96	229	334	73	90	43	84	34	15	68	127	0
Burnet	2370	2	124	213	226	261	253	164	38	626	71	119	44	207	22
Comal	131	0	0	77	0	0	0	0	0	17	14	8	0	15	0
Comanche	78	0	0	0	78	0	0	0	0	0	0	0	0	0	0
Coryell	1677	13	8	70	70	165	192	171	85	158	342	68	153	61	121
DeWitt	277	0	0	0	0	0	0	0	0	0	0	0	0	0	277
Edwards	15	0	0	0	0	0	0	0	0	0	15	0	0	0	0
Fayette	899	227	388	0	185	0	44	37	0	0	0	18	0	0	0
Gillespie	4509	0	37	81	352	356	281	190	262	1198	521	183	92	951	5
Guadalupe	131	0	0	0	0	0	0	0	33	0	0	98	0	0	0
Hamilton	199	0	0	0	0	54	0	0	0	102	0	0	0	43	0
Hays	872	18	45	13	61	15	74	16	76	58	339	47	26	46	38
Kendall	1575	8	8	57	236	386	182	173	157	90	62	38	21	136	21
Kerr	1312	0	0	0	0	46	181	114	144	224	249	155	46	153	0
Kimble	758	0	0	0	0	170	56	82	44	176	142	55	13	11	9
Lampasas	277	0	0	49	28	16	72	0	11	15	36	21	0	29	0
Lee	128	0	0	70	45	4	9	0	0	10	0	0	0	0	0
Llano	1453	26	68	178	136	193	197	114	192	146	64	63	9	67	0
Menard	0	0	0	0	0	0	0	0	0	0	0	0	0	0	0
Palo Pinto	93	1	0	4	6	6	20	0	7	24	0	5	0	9	11
San Saba	576	0	0	0	200	179	197	0	0	0	0	0	0	0	0
Terrell	1726	0	0	0	0	0	216	399	411	246	283	111	36	24	0
Travis	754	0	109	61	165	92	82	9	33	36	70	10	7	52	28
Victoria	19	0	0	15	0	0	0	0	0	0	0	0	0	4	0
Williamson	314	22	0	0	2	10	33	71	17	52	49	12	19	27	0
Statewide	22252	328	840	974	2019	2434	2210	1632	1816	3422	2405	1028	534	2078	532

For the weeks that no cowbird trapping was reported, it was assumed that no cowbirds had been dispatched.

Total Dispatched Cowbirds and Non-Targets per Year



Non-Target Species

The following chart includes the count of non-target bird species trapped during the 2008 cowbird trapping season. Some trappers did not report the species names, only the count. These are reported as unknown.

Common Name	Number Reported Trapped
Blue Grosbeak	38
Bronzed Cowbird	13
Canyon Towhee	7
Chipping Sparrow	77
Common Yellowthroat	1
European Starling	23
Field Sparrow	11
Grackle	6
House Finch	65
House Sparrow	122
Inca Dove	2
Lark Sparrow	7
Mourning Dove	3
Northern Cardinal	107
Northern Mockingbird	24
Red-winged Blackbird	15
Savannah Sparrow	6
Song Sparrow	25
Titmouse	33
Unknown	93
White-crowned Sparrow	8
Yellow-billed Cuckoo	1
Yellow-headed Blackbird	178
Total Non-Target Birds Trapped	866

Conclusion

Thanks to the efforts of landowners throughout Texas, cowbird trapping programs are making a difference in decreasing individual songbird nest parasitism rates. Although secondary to habitat management designed to enhance songbird populations, cowbird trapping has become an important practice to increase reproductive success of a diversity of songbird, especially when used in conjunction with other habitat improvement practices.

Texas Parks and Wildlife Department would like to thank all those landowners who are participating in the cowbird trapping program and providing their data to us.